

**PREMIER ENT AC, LLC DBA BALLY'S ATLANTIC CITY
MONTHLY INTERNET GAMING GROSS REVENUE REPORT
FOR THE MONTH OF OCTOBER 2024**

INTERNET GAMING WIN - CURRENT MONTH

Line	Type of Game	Win
1	Peer-to-Peer Games	\$ -
2	Other Authorized Games	9,926,229
3	Total	9,926,229

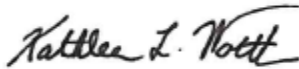
TAX ON INTERNET GAMING GROSS REVENUE

4	Year-to-Date Peer-to-Peer Games Win	\$ -
5	Year-to-Date Other Authorized Games Win	91,131,950
6	Year-to-Date Total Internet Gaming Win	91,131,950
7	Adjustments	25,991
8	Year-To-Date Internet Gaming Gross Revenue	91,157,941
9	Year-To-Date 15% Tax on Internet Gaming Gross Revenue	13,673,692
10	Less - Total Tax Paid in Prior Months	12,184,863
11	Total Tax Required for this Month (line 9 less line 10)	1,488,829

12	Promotional Gaming Credits Wagered for the Month - Internet	\$ 817,261
----	---	------------

FORM MAY NOT FOOT DUE TO ROUNDING

Under penalties of perjury, I declare that I have examined this report, and to the best of my knowledge and belief, it is true and complete.



Kathleen Worth

11/06/24

Date

Operation Controller (6896-11)

Title and License Number

PREMIER ENT AC, LLC DBA BALLY'S ATLANTIC CITY
MONTHLY INTERNET GAMING GROSS REVENUE SKIN DETAIL REPORT
FOR THE MONTH OF OCTOBER 2024

INTERNET GAMING WIN - CURRENT MONTH

Line	Type of Game	PointsBet Win	BallyCasino Win	VirginCasino Win	BetFanatics Win	Win	Total Win
1	Peer-to-Peer Games	\$ -	\$ -	\$ -	\$ -	\$ -	\$ -
2	Other Authorized Games	-	4,818,540	1,385,299	3,722,390	-	9,926,229
3	Total	-	4,818,540	1,385,299	3,722,390	-	9,926,229

INTERNET GAMING WIN - YEAR TO DATE

4	Year-to-Date Peer-to-Peer Games Win	\$ -	\$ -	\$ -	\$ -	\$ -	\$ -
5	Year-to-Date Other Authorized Games Win	3,951,292	56,831,433	16,009,694	14,339,531	-	91,131,950
6	Year-to-Date Total Internet Gaming Win	3,951,292	56,831,433	16,009,694	14,339,531	-	91,131,950

BORGATA HOTEL CASINO & SPA
MONTHLY INTERNET GAMING GROSS REVENUE REPORT
FOR THE MONTH OF OCTOBER 2024

INTERNET GAMING WIN - CURRENT MONTH

Line	Type of Game	Win
1	Peer-to-Peer Games	\$ 780,920
2	Other Authorized Games	44,436,133
3	Total	45,217,053

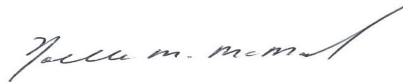
TAX ON INTERNET GAMING GROSS REVENUE

4	Year-to-Date Peer-to-Peer Games Win	\$ 8,162,085
5	Year-to-Date Other Authorized Games Win	434,870,027
6	Year-to-Date Total Internet Gaming Win	443,032,112
7	Adjustments	162,401
8	Year-To-Date Internet Gaming Gross Revenue	443,194,513
9	Year-To-Date 15% Tax on Internet Gaming Gross Revenue	66,479,176
10	Less - Total Tax Paid in Prior Months	59,690,278
11	Total Tax Required for this Month (line 9 less line 10)	6,788,898

12	Promotional Gaming Credits Wagered for the Month - Internet	\$ 1,993,327
----	---	--------------

FORM MAY NOT FOOT DUE TO ROUNDING

Under penalties of perjury, I declare that I have examined this report, and to the best of my knowledge and belief, it is true and complete.



Noelle McManus

11/04/24

Date

Casino Controller 9751-11

Title and License Number

BORGATA HOTEL CASINO & SPA
MONTHLY INTERNET GAMING GROSS REVENUE SKIN DETAIL REPORT
FOR THE MONTH OF OCTOBER 2024

INTERNET GAMING WIN - CURRENT MONTH

Line	Type of Game	Borgata Win	BetMGM Win	Party Poker Win	Pala/Stardust Win	Wheel of Fortune Win	Total Win
1	Peer-to-Peer Games	\$ 302,651	\$ 319,028	\$ 159,241	\$ -	\$ -	\$ 780,920
2	Other Authorized Games	16,161,200	25,179,444	1,324,407	1,016,438	754,644	44,436,133
3	Total	16,463,851	25,498,472	1,483,648	1,016,438	754,644	45,217,053

INTERNET GAMING WIN - YEAR TO DATE

4	Year-to-Date Peer-to-Peer Games Win	\$ 3,259,985	\$ 3,270,571	\$ 1,631,529	\$ -	\$ -	\$ 8,162,085
5	Year-to-Date Other Authorized Games Win	177,135,306	228,233,682	14,118,866	8,855,459	6,526,714	434,870,027
6	Year-to-Date Total Internet Gaming Win	180,395,291	231,504,253	15,750,395	8,855,459	6,526,714	443,032,112

GOLDEN NUGGET ATLANTIC CITY
MONTHLY INTERNET GAMING GROSS REVENUE REPORT
FOR THE MONTH OF OCTOBER 2024

INTERNET GAMING WIN - CURRENT MONTH

Line	Type of Game	Win
1	Peer-to-Peer Games	\$ -
2	Other Authorized Games	67,088,216
3	Total	67,088,216


TAX ON INTERNET GAMING GROSS REVENUE

4	Year-to-Date Peer-to-Peer Games Win	\$ -
5	Year-to-Date Other Authorized Games Win	557,411,720
6	Year-to-Date Total Internet Gaming Win	557,411,720
7	Adjustments	(292,631)
8	Year-To-Date Internet Gaming Gross Revenue	557,119,089
9	Year-To-Date 15% Tax on Internet Gaming Gross Revenue	83,567,862
10	Less - Total Tax Paid in Prior Months	73,628,906
11	Total Tax Required for this Month (line 9 less line 10)	9,938,956

12	Promotional Gaming Credits Wagered for the Month - Internet	\$ 8,762,677
----	---	--------------

FORM MAY NOT FOOT DUE TO ROUNDING

Under penalties of perjury, I declare that I have examined this report, and to the best of my knowledge and belief, it is true and complete.



Henil Patel

11/07/24

Date

Executive Director, iGaming Compliance/Acct - 010596-11

Title and License Number

GOLDEN NUGGET ATLANTIC CITY
MONTHLY INTERNET GAMING GROSS REVENUE SKIN DETAIL REPORT
FOR THE MONTH OF OCTOBER 2024

INTERNET GAMING WIN - CURRENT MONTH

Line	Type of Game	Golden Nugget Online Gaming Win	FanDuel Win	BetRivers Win	Betway Win	Jackpot City Win	Total Win
1	Peer-to-Peer Games	\$ -	\$ -	\$ -	\$ -	\$ -	\$ -
2	Other Authorized Games	10,520,157	48,276,474	6,921,944	613,421	756,220	67,088,216
3	Total	10,520,157	48,276,474	6,921,944	613,421	756,220	67,088,216

INTERNET GAMING WIN - YEAR TO DATE

4	Year-to-Date Peer-to-Peer Games Win	\$ -	\$ -	\$ -	\$ -	\$ -	\$ -
5	Year-to-Date Other Authorized Games Win	75,461,629	408,635,139	66,699,329	3,534,703	3,080,920	557,411,720
6	Year-to-Date Total Internet Gaming Win	75,461,629	408,635,139	66,699,329	3,534,703	3,080,920	557,411,720

HARD ROCK ATLANTIC CITY

MONTHLY INTERNET GAMING GROSS REVENUE REPORT

FOR THE MONTH OF OCTOBER 2024

INTERNET GAMING WIN - CURRENT MONTH

Line	Type of Game	Win
1	Peer-to-Peer Games	\$ -
2	Other Authorized Games	11,938,896
3	Total	11,938,896

TAX ON INTERNET GAMING GROSS REVENUE

4	Year-to-Date Peer-to-Peer Games Win	\$ -
5	Year-to-Date Other Authorized Games Win	109,053,448
6	Year-to-Date Total Internet Gaming Win	109,053,448
7	Adjustments	-
8	Year-To-Date Internet Gaming Gross Revenue	109,053,448
9	Year-To-Date 15% Tax on Internet Gaming Gross Revenue	16,358,018
10	Less - Total Tax Paid in Prior Months	14,567,184
11	Total Tax Required for this Month (line 9 less line 10)	1,790,834

12	Promotional Gaming Credits Wagered for the Month - Internet	\$ -
----	---	------

FORM MAY NOT FOOT DUE TO ROUNDING

Under penalties of perjury, I declare that I have examined this report, and to the best of my knowledge and belief, it is true and complete.

Hetal Mistry

HETAL MISTRY

11/07/24

Date

Casino Controller 10465-11

Title and License Number

HARD ROCK ATLANTIC CITY
MONTHLY INTERNET GAMING GROSS REVENUE SKIN DETAIL REPORT
FOR THE MONTH OF OCTOBER 2024

INTERNET GAMING WIN - CURRENT MONTH

Line	Type of Game	Hard Rock Bet Win	Bet365 Win	Unibet Win	Win	Win	Total Win
1	Peer-to-Peer Games	\$ -	\$ -	\$ -	\$ -	\$ -	\$ -
2	Other Authorized Games	10,351,396	1,587,500	-	-	-	11,938,896
3	Total	10,351,396	1,587,500	-	-	-	11,938,896

INTERNET GAMING WIN - YEAR TO DATE

4	Year-to-Date Peer-to-Peer Games Win	\$ -	\$ -	\$ -	\$ -	\$ -	\$ -
5	Year-to-Date Other Authorized Games Win	94,663,180	13,471,624	918,644	-	-	109,053,448
6	Year-to-Date Total Internet Gaming Win	94,663,180	13,471,624	918,644	-	-	109,053,448

**CAESARS INTERACTIVE ENTERTAINMENT NEW JERSEY
(AFFILIATE OF HARRAH'S ATLANTIC CITY)
MONTHLY INTERNET GAMING GROSS REVENUE REPORT
FOR THE MONTH OF OCTOBER 2024**

INTERNET GAMING WIN - CURRENT MONTH

Line	Type of Game	Win
1	Peer-to-Peer Games	\$ -
2	Other Authorized Games	1,848,249
3	Total	1,848,249

TAX ON INTERNET GAMING GROSS REVENUE

4	Year-to-Date Peer-to-Peer Games Win	\$ -
5	Year-to-Date Other Authorized Games Win	12,647,402
6	Year-to-Date Total Internet Gaming Win	12,647,402
7	Adjustments	-
8	Year-To-Date Internet Gaming Gross Revenue	12,647,402
9	Year-To-Date 15% Tax on Internet Gaming Gross Revenue	1,897,110
10	Less - Total Tax Paid in Prior Months	1,619,873
11	Total Tax Required for this Month (line 9 less line 10)	277,237
12	Promotional Gaming Credits Wagered for the Month - Internet	\$ -

FORM MAY NOT FOOT DUE TO ROUNDING

Under penalties of perjury, I declare that I have examined this report, and to the best of my knowledge and belief, it is true and complete.

Cheryl Francese

Cheryl Francese

Vice President of Finance Caesars Digital (#010834-11)

Title and License Number

11/07/24

Date

CAESARS INTERACTIVE ENTERTAINMENT NEW JERSEY
(AFFILIATE OF HARRAH'S ATLANTIC CITY)
MONTHLY INTERNET GAMING GROSS REVENUE SKIN DETAIL REPORT
FOR THE MONTH OF OCTOBER 2024

INTERNET GAMING WIN - CURRENT MONTH

Line	Type of Game	Jackpocket Win	Win	Win	Win	Win	Total Win
1	Peer-to-Peer Games	\$ -	\$ -	\$ -	\$ -	\$ -	\$ -
2	Other Authorized Games	1,848,249	-	-	-	-	1,848,249
3	Total	1,848,249	-	-	-	-	1,848,249

INTERNET GAMING WIN - YEAR TO DATE

4	Year-to-Date Peer-to-Peer Games Win	\$ -	\$ -	\$ -	\$ -	\$ -	\$ -
5	Year-to-Date Other Authorized Games Win	12,647,402	-	-	-	-	12,647,402
6	Year-to-Date Total Internet Gaming Win	12,647,402	-	-	-	-	12,647,402

OCEAN CASINO RESORT

MONTHLY INTERNET GAMING GROSS REVENUE REPORT

FOR THE MONTH OF OCTOBER 2024

INTERNET GAMING WIN - CURRENT MONTH

Line	Type of Game	Win
1	Peer-to-Peer Games	\$ -
2	Other Authorized Games	5,714,510
3	Total	5,714,510

TAX ON INTERNET GAMING GROSS REVENUE

4	Year-to-Date Peer-to-Peer Games Win	\$ -
5	Year-to-Date Other Authorized Games Win	59,369,616
6	Year-to-Date Total Internet Gaming Win	59,369,616
7	Adjustments	146,443
8	Year-To-Date Internet Gaming Gross Revenue	59,516,059
9	Year-To-Date 15% Tax on Internet Gaming Gross Revenue	8,927,409
10	Less - Total Tax Paid in Prior Months	8,068,223
11	Total Tax Required for this Month (line 9 less line 10)	859,186

12	Promotional Gaming Credits Wagered for the Month - Internet	\$ -
----	---	------

FORM MAY NOT FOOT DUE TO ROUNDING

Under penalties of perjury, I declare that I have examined this report, and to the best of my knowledge and belief, it is true and complete.



Frank Pollock

11/07/24

Date

Casino Accounting Controller 9869-11

Title and License Number

OCEAN CASINO RESORT
MONTHLY INTERNET GAMING GROSS REVENUE SKIN DETAIL REPORT
FOR THE MONTH OF OCTOBER 2024

INTERNET GAMING WIN - CURRENT MONTH

Line	Type of Game	OCEAN Win	PARX Win	TIPICO Win	PLAYSTAR Win	Win	Total Win
1	Peer-to-Peer Games	\$ -	\$ -	\$ -	\$ -	\$ -	\$ -
2	Other Authorized Games	1,885,021	1,278,486	-	2,551,003	-	5,714,510
3	Total	1,885,021	1,278,486	-	2,551,003	-	5,714,510

INTERNET GAMING WIN - YEAR TO DATE

4	Year-to-Date Peer-to-Peer Games Win	\$ -	\$ -	\$ -	\$ -	\$ -	\$ -
5	Year-to-Date Other Authorized Games Win	20,289,968	11,446,958	6,892,222	20,740,468	-	59,369,616
6	Year-to-Date Total Internet Gaming Win	20,289,968	11,446,958	6,892,222	20,740,468	-	59,369,616

RESORTS CASINO HOTEL (DGMB CASINO, LLC.)
MONTHLY INTERNET GAMING GROSS REVENUE REPORT
FOR THE MONTH OF OCTOBER 2024

INTERNET GAMING WIN - CURRENT MONTH

Line	Type of Game	Win
1	Peer-to-Peer Games	\$ 593,965
2	Other Authorized Games	52,374,526
3	Total	52,968,491

TAX ON INTERNET GAMING GROSS REVENUE

4	Year-to-Date Peer-to-Peer Games Win	\$ 7,584,623
5	Year-to-Date Other Authorized Games Win	489,761,775
6	Year-to-Date Total Internet Gaming Win	497,346,398
7	Adjustments	1,657,907
8	Year-To-Date Internet Gaming Gross Revenue	499,004,305
9	Year-To-Date 15% Tax on Internet Gaming Gross Revenue	74,850,646
10	Less - Total Tax Paid in Prior Months	66,917,785
11	Total Tax Required for this Month (line 9 less line 10)	7,932,861

12	Promotional Gaming Credits Wagered for the Month - Internet	\$ 6,960,836
----	---	--------------

FORM MAY NOT FOOT DUE TO ROUNDING

Under penalties of perjury, I declare that I have examined this report, and to the best of my knowledge and belief, it is true and complete.



Chris Renna

11/11/24

Date

DIRECTOR OF INTERNET GAMING/IGM 010987-11

Title and License Number

RESORTS CASINO HOTEL (DGMB CASINO, LLC.)
MONTHLY INTERNET GAMING GROSS REVENUE SKIN DETAIL REPORT
FOR THE MONTH OF OCTOBER 2024

INTERNET GAMING WIN - CURRENT MONTH

Line	Type of Game	Resorts Casino Win	Mohegan Sun Win	PokerStars Win	DraftKings Win	ESPNbet Win	Total Win
1	Peer-to-Peer Games	\$ -	\$ -	\$ 593,965	\$ -	\$ -	\$ 593,965
2	Other Authorized Games	2,196,142	815,422	561,890	45,619,219	3,181,853	52,374,526
3	Total	2,196,142	815,422	1,155,855	45,619,219	3,181,853	52,968,491

INTERNET GAMING WIN - YEAR TO DATE

4	Year-to-Date Peer-to-Peer Games Win	\$ -	\$ -	\$ 7,584,623	\$ -	\$ -	\$ 7,584,623
5	Year-to-Date Other Authorized Games Win	20,179,922	10,385,582	6,263,952	421,535,122	31,397,197	489,761,775
6	Year-to-Date Total Internet Gaming Win	20,179,922	10,385,582	13,848,575	421,535,122	31,397,197	497,346,398

**CAESARS INTERACTIVE ENTERTAINMENT NEW JERSEY
(AFFILIATE OF TROPICANA CASINO AND RESORT)
MONTHLY INTERNET GAMING GROSS REVENUE REPORT
FOR THE MONTH OF OCTOBER 2024**

INTERNET GAMING WIN - CURRENT MONTH

Line	Type of Game	Win
1	Peer-to-Peer Games	\$ 974,153
2	Other Authorized Games	17,954,209
3	Total	18,928,362

TAX ON INTERNET GAMING GROSS REVENUE

4	Year-to-Date Peer-to-Peer Games Win	\$ 5,806,395
5	Year-to-Date Other Authorized Games Win	150,547,871
6	Year-to-Date Total Internet Gaming Win	156,354,266
7	Adjustments	(393,735)
8	Year-To-Date Internet Gaming Gross Revenue	155,960,531
9	Year-To-Date 15% Tax on Internet Gaming Gross Revenue	23,394,081
10	Less - Total Tax Paid in Prior Months	20,554,321
11	Total Tax Required for this Month (line 9 less line 10)	2,839,760
12	Promotional Gaming Credits Wagered for the Month - Internet	\$ -

FORM MAY NOT FOOT DUE TO ROUNDING

Under penalties of perjury, I declare that I have examined this report, and to the best of my knowledge and belief, it is true and complete.

Cheryl Francese

Cheryl Francese

Vice President of Finance Caesars Digital (#010834-11)

Title and License Number

11/07/24

Date

**CAESARS INTERACTIVE ENTERTAINMENT NEW JERSEY
(AFFILIATE OF TROPICANA CASINO AND RESORT)
MONTHLY INTERNET GAMING GROSS REVENUE SKIN DETAIL REPORT
FOR THE MONTH OF OCTOBER 2024**

INTERNET GAMING WIN - CURRENT MONTH

Line	Type of Game	Caesars Palace Win	Tropicana Casino Win	Harrah's Casino Win	WSOP Win	Win	Total Win
1	Peer-to-Peer Games	\$ -	\$ -	\$ -	\$ 974,153	\$ -	\$ 974,153
2	Other Authorized Games	14,637,401	2,250,212	821,975	244,621	-	17,954,209
3	Total	14,637,401	2,250,212	821,975	1,218,774	-	18,928,362

INTERNET GAMING WIN - YEAR TO DATE

4	Year-to-Date Peer-to-Peer Games Win	\$ -	\$ -	\$ -	\$ 5,806,395	\$ -	\$ 5,806,395
5	Year-to-Date Other Authorized Games Win	123,307,738	17,377,864	7,272,744	2,589,525	-	150,547,871
6	Year-to-Date Total Internet Gaming Win	123,307,738	17,377,864	7,272,744	8,395,920	-	156,354,266