

PREMIER ENT AC, LLC DBA BALLY'S ATLANTIC CITY

MONTHLY INTERNET GAMING GROSS REVENUE REPORT

FOR THE MONTH OF SEPTEMBER 2024

INTERNET GAMING WIN - CURRENT MONTH

Line	Type of Game	Win
1	Peer-to-Peer Games	\$ -
2	Other Authorized Games	9,281,992
3	Total	9,281,992

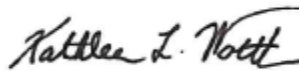
TAX ON INTERNET GAMING GROSS REVENUE

4	Year-to-Date Peer-to-Peer Games Win	\$ -
5	Year-to-Date Other Authorized Games Win	81,205,721
6	Year-to-Date Total Internet Gaming Win	81,205,721
7	Adjustments	26,693
8	Year-To-Date Internet Gaming Gross Revenue	81,232,414
9	Year-To-Date 15% Tax on Internet Gaming Gross Revenue	12,184,863
10	Less - Total Tax Paid in Prior Months	10,790,637
11	Total Tax Required for this Month (line 9 less line 10)	1,394,226

12	Promotional Gaming Credits Wagered for the Month - Internet	\$ 933,531
----	---	------------

FORM MAY NOT FOOT DUE TO ROUNDING

Under penalties of perjury, I declare that I have examined this report, and to the best of my knowledge and belief, it is true and complete.



Kathleen Worth

10/09/24

Date

Operation Controller (6896-11)

Title and License Number

PREMIER ENT AC, LLC DBA BALLY'S ATLANTIC CITY
MONTHLY INTERNET GAMING GROSS REVENUE SKIN DETAIL REPORT
FOR THE MONTH OF SEPTEMBER 2024

INTERNET GAMING WIN - CURRENT MONTH

Line	Type of Game	PointsBet Win	BallyCasino Win	VirginCasino Win	BetFanatics Win	Win	Total Win
1	Peer-to-Peer Games	\$ -	\$ -	\$ -	\$ -	\$ -	\$ -
2	Other Authorized Games	-	5,389,852	1,146,368	2,745,772	-	9,281,992
3	Total	-	5,389,852	1,146,368	2,745,772	-	9,281,992

INTERNET GAMING WIN - YEAR TO DATE

4	Year-to-Date Peer-to-Peer Games Win	\$ -	\$ -	\$ -	\$ -	\$ -	\$ -
5	Year-to-Date Other Authorized Games Win	3,951,292	52,012,893	14,624,395	10,617,141	-	81,205,721
6	Year-to-Date Total Internet Gaming Win	3,951,292	52,012,893	14,624,395	10,617,141	-	81,205,721

BORGATA HOTEL CASINO & SPA

MONTHLY INTERNET GAMING GROSS REVENUE REPORT

FOR THE MONTH OF SEPTEMBER 2024

INTERNET GAMING WIN - CURRENT MONTH

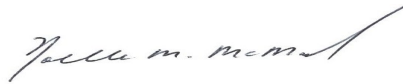
Line	Type of Game	Win
1	Peer-to-Peer Games	\$ 778,513
2	Other Authorized Games	47,385,604
3	Total	48,164,117

TAX ON INTERNET GAMING GROSS REVENUE

4	Year-to-Date Peer-to-Peer Games Win	\$ 7,381,165
5	Year-to-Date Other Authorized Games Win	390,433,894
6	Year-to-Date Total Internet Gaming Win	397,815,059
7	Adjustments	120,134
8	Year-To-Date Internet Gaming Gross Revenue	397,935,193
9	Year-To-Date 15% Tax on Internet Gaming Gross Revenue	59,690,278
10	Less - Total Tax Paid in Prior Months	52,524,095
11	Total Tax Required for this Month (line 9 less line 10)	7,166,183
12	Promotional Gaming Credits Wagered for the Month - Internet	\$ 2,254,756

FORM MAY NOT FOOT DUE TO ROUNDING

Under penalties of perjury, I declare that I have examined this report, and to the best of my knowledge and belief, it is true and complete.



Noelle McManus

10/04/24

Date

Casino Controller 9751-11

Title and License Number

BORGATA HOTEL CASINO & SPA
MONTHLY INTERNET GAMING GROSS REVENUE SKIN DETAIL REPORT
FOR THE MONTH OF SEPTEMBER 2024

INTERNET GAMING WIN - CURRENT MONTH

Line	Type of Game	Borgata Win	BetMGM Win	Party Poker Win	Pala/Stardust Win	Wheel of Fortune Win	Total Win
1	Peer-to-Peer Games	\$ 291,016	\$ 347,350	\$ 140,147	\$ -	\$ -	\$ 778,513
2	Other Authorized Games	18,804,131	25,661,464	1,243,162	882,313	794,534	47,385,604
3	Total	19,095,147	26,008,814	1,383,309	882,313	794,534	48,164,117

INTERNET GAMING WIN - YEAR TO DATE

4	Year-to-Date Peer-to-Peer Games Win	\$ 2,957,334	\$ 2,951,543	\$ 1,472,288	\$ -	\$ -	\$ 7,381,165
5	Year-to-Date Other Authorized Games Win	160,974,106	203,054,238	12,794,459	7,839,021	5,772,070	390,433,894
6	Year-to-Date Total Internet Gaming Win	163,931,440	206,005,781	14,266,747	7,839,021	5,772,070	397,815,059

GOLDEN NUGGET ATLANTIC CITY
MONTHLY INTERNET GAMING GROSS REVENUE REPORT
FOR THE MONTH OF SEPTEMBER 2024

INTERNET GAMING WIN - CURRENT MONTH

Line	Type of Game	Win
1	Peer-to-Peer Games	\$ -
2	Other Authorized Games	61,798,775
3	Total	61,798,775


TAX ON INTERNET GAMING GROSS REVENUE

4	Year-to-Date Peer-to-Peer Games Win	\$ -
5	Year-to-Date Other Authorized Games Win	490,323,504
6	Year-to-Date Total Internet Gaming Win	490,323,504
7	Adjustments	535,864
8	Year-To-Date Internet Gaming Gross Revenue	490,859,368
9	Year-To-Date 15% Tax on Internet Gaming Gross Revenue	73,628,906
10	Less - Total Tax Paid in Prior Months	64,357,603
11	Total Tax Required for this Month (line 9 less line 10)	9,271,303

12	Promotional Gaming Credits Wagered for the Month - Internet	\$ 8,159,231
----	---	--------------

FORM MAY NOT FOOT DUE TO ROUNDING

Under penalties of perjury, I declare that I have examined this report, and to the best of my knowledge and belief, it is true and complete.



Henil Patel

10/08/24

Date

Executive Director, iGaming Compliance/Acct - 010596-11

Title and License Number

GOLDEN NUGGET ATLANTIC CITY
MONTHLY INTERNET GAMING GROSS REVENUE SKIN DETAIL REPORT
FOR THE MONTH OF SEPTEMBER 2024

INTERNET GAMING WIN - CURRENT MONTH

Line	Type of Game	Golden Nugget Online Gaming Win	FanDuel Win	BetRivers Win	Betway Win	Jackpot City Win	Total Win
1	Peer-to-Peer Games	\$ -	\$ -	\$ -	\$ -	\$ -	\$ -
2	Other Authorized Games	8,913,425	45,333,648	6,649,134	478,510	424,058	61,798,775
3	Total	8,913,425	45,333,648	6,649,134	478,510	424,058	61,798,775

INTERNET GAMING WIN - YEAR TO DATE

4	Year-to-Date Peer-to-Peer Games Win	\$ -	\$ -	\$ -	\$ -	\$ -	\$ -
5	Year-to-Date Other Authorized Games Win	64,941,472	360,358,665	59,777,385	2,921,282	2,324,700	490,323,504
6	Year-to-Date Total Internet Gaming Win	64,941,472	360,358,665	59,777,385	2,921,282	2,324,700	490,323,504

HARD ROCK ATLANTIC CITY

MONTHLY INTERNET GAMING GROSS REVENUE REPORT

FOR THE MONTH OF SEPTEMBER 2024

INTERNET GAMING WIN - CURRENT MONTH

Line	Type of Game	Win
1	Peer-to-Peer Games	\$ -
2	Other Authorized Games	12,269,874
3	Total	12,269,874

TAX ON INTERNET GAMING GROSS REVENUE

4	Year-to-Date Peer-to-Peer Games Win	\$ -
5	Year-to-Date Other Authorized Games Win	97,114,552
6	Year-to-Date Total Internet Gaming Win	97,114,552
7	Adjustments	-
8	Year-To-Date Internet Gaming Gross Revenue	97,114,552
9	Year-To-Date 15% Tax on Internet Gaming Gross Revenue	14,567,184
10	Less - Total Tax Paid in Prior Months	12,726,702
11	Total Tax Required for this Month (line 9 less line 10)	1,840,482

12	Promotional Gaming Credits Wagered for the Month - Internet	\$ -
----	---	------

FORM MAY NOT FOOT DUE TO ROUNDING

Under penalties of perjury, I declare that I have examined this report, and to the best of my knowledge and belief, it is true and complete.

Hetal Mistry

HETAL MISTRY

10/08/24

Date

Casino Controller 10465-11

Title and License Number

HARD ROCK ATLANTIC CITY
MONTHLY INTERNET GAMING GROSS REVENUE SKIN DETAIL REPORT
FOR THE MONTH OF SEPTEMBER 2024

INTERNET GAMING WIN - CURRENT MONTH

Line	Type of Game	Hard Rock Bet Win	Bet365 Win	Unibet Win	Win	Win	Total Win
1	Peer-to-Peer Games	\$ -	\$ -	\$ -	\$ -	\$ -	\$ -
2	Other Authorized Games	10,840,437	1,434,106	(4,669)	-	-	12,269,874
3	Total	10,840,437	1,434,106	(4,669)	-	-	12,269,874

INTERNET GAMING WIN - YEAR TO DATE

4	Year-to-Date Peer-to-Peer Games Win	\$ -	\$ -	\$ -	\$ -	\$ -	\$ -
5	Year-to-Date Other Authorized Games Win	84,311,784	11,884,124	918,644	-	-	97,114,552
6	Year-to-Date Total Internet Gaming Win	84,311,784	11,884,124	918,644	-	-	97,114,552

**CAESARS INTERACTIVE ENTERTAINMENT NEW JERSEY
(AFFILIATE OF HARRAH'S ATLANTIC CITY)
MONTHLY INTERNET GAMING GROSS REVENUE REPORT
FOR THE MONTH OF SEPTEMBER 2024**

INTERNET GAMING WIN - CURRENT MONTH

Line	Type of Game	Win
1	Peer-to-Peer Games	\$ -
2	Other Authorized Games	1,574,804
3	Total	1,574,804

TAX ON INTERNET GAMING GROSS REVENUE

4	Year-to-Date Peer-to-Peer Games Win	\$ -
5	Year-to-Date Other Authorized Games Win	10,799,153
6	Year-to-Date Total Internet Gaming Win	10,799,153
7	Adjustments	-
8	Year-To-Date Internet Gaming Gross Revenue	10,799,153
9	Year-To-Date 15% Tax on Internet Gaming Gross Revenue	1,619,873
10	Less - Total Tax Paid in Prior Months	1,383,652
11	Total Tax Required for this Month (line 9 less line 10)	236,221

12	Promotional Gaming Credits Wagered for the Month - Internet	\$ -
----	---	------

FORM MAY NOT FOOT DUE TO ROUNDING

Under penalties of perjury, I declare that I have examined this report, and to the best of my knowledge and belief, it is true and complete.

Cheryl Francese

Cheryl Francese

Vice President of Finance Caesars Digital (#010834-11)

Title and License Number

10/09/24

Date

**CAESARS INTERACTIVE ENTERTAINMENT NEW JERSEY
(AFFILIATE OF HARRAH'S ATLANTIC CITY)
MONTHLY INTERNET GAMING GROSS REVENUE SKIN DETAIL REPORT
FOR THE MONTH OF SEPTEMBER 2024**

INTERNET GAMING WIN - CURRENT MONTH

Line	Type of Game	Jackpocket Win	Win	Win	Win	Win	Total Win
1	Peer-to-Peer Games	\$ -	\$ -	\$ -	\$ -	\$ -	\$ -
2	Other Authorized Games	1,574,804	-	-	-	-	1,574,804
3	Total	1,574,804	-	-	-	-	1,574,804

INTERNET GAMING WIN - YEAR TO DATE

4	Year-to-Date Peer-to-Peer Games Win	\$ -	\$ -	\$ -	\$ -	\$ -	\$ -
5	Year-to-Date Other Authorized Games Win	10,799,153	-	-	-	-	10,799,153
6	Year-to-Date Total Internet Gaming Win	10,799,153	-	-	-	-	10,799,153

OCEAN CASINO RESORT
MONTHLY INTERNET GAMING GROSS REVENUE REPORT
FOR THE MONTH OF SEPTEMBER 2024

INTERNET GAMING WIN - CURRENT MONTH

Line	Type of Game	Win
1	Peer-to-Peer Games	\$ -
2	Other Authorized Games	4,877,392
3	Total	4,877,392

TAX ON INTERNET GAMING GROSS REVENUE

4	Year-to-Date Peer-to-Peer Games Win	\$ -
5	Year-to-Date Other Authorized Games Win	53,655,106
6	Year-to-Date Total Internet Gaming Win	53,655,106
7	Adjustments	133,043
8	Year-To-Date Internet Gaming Gross Revenue	53,788,149
9	Year-To-Date 15% Tax on Internet Gaming Gross Revenue	8,068,223
10	Less - Total Tax Paid in Prior Months	7,333,686
11	Total Tax Required for this Month (line 9 less line 10)	734,537

12	Promotional Gaming Credits Wagered for the Month - Internet	\$ -
----	---	------

FORM MAY NOT FOOT DUE TO ROUNDING

Under penalties of perjury, I declare that I have examined this report, and to the best of my knowledge and belief, it is true and complete.



Frank Pollock

10/09/24

Date

Casino Accounting Controller 9869-11

Title and License Number

OCEAN CASINO RESORT
MONTHLY INTERNET GAMING GROSS REVENUE SKIN DETAIL REPORT
FOR THE MONTH OF SEPTEMBER 2024

INTERNET GAMING WIN - CURRENT MONTH

Line	Type of Game	OCEAN Win	PARX Win	TIPICO Win	PLAYSTAR Win	Win	Total Win
1	Peer-to-Peer Games	\$ -	\$ -	\$ -	\$ -	\$ -	\$ -
2	Other Authorized Games	1,666,751	1,063,581	-	2,147,060	-	4,877,392
3	Total	1,666,751	1,063,581	-	2,147,060	-	4,877,392

INTERNET GAMING WIN - YEAR TO DATE

4	Year-to-Date Peer-to-Peer Games Win	\$ -	\$ -	\$ -	\$ -	\$ -	\$ -
5	Year-to-Date Other Authorized Games Win	18,404,947	10,168,472	6,892,222	18,189,465	-	53,655,106
6	Year-to-Date Total Internet Gaming Win	18,404,947	10,168,472	6,892,222	18,189,465	-	53,655,106

RESORTS CASINO HOTEL (DGMB CASINO, LLC)
MONTHLY INTERNET GAMING GROSS REVENUE REPORT
FOR THE MONTH OF SEPTEMBER 2024

INTERNET GAMING WIN - CURRENT MONTH

Line	Type of Game	Win
1	Peer-to-Peer Games	\$ 702,879
2	Other Authorized Games	52,165,929
3	Total	52,868,808

TAX ON INTERNET GAMING GROSS REVENUE

4	Year-to-Date Peer-to-Peer Games Win	\$ 6,990,658
5	Year-to-Date Other Authorized Games Win	437,387,249
6	Year-to-Date Total Internet Gaming Win	444,377,907
7	Adjustments	1,740,654
8	Year-To-Date Internet Gaming Gross Revenue	446,118,561
9	Year-To-Date 15% Tax on Internet Gaming Gross Revenue	66,917,785
10	Less - Total Tax Paid in Prior Months	58,974,713
11	Total Tax Required for this Month (line 9 less line 10)	7,943,072
12	Promotional Gaming Credits Wagered for the Month - Internet	\$ 7,221,910

FORM MAY NOT FOOT DUE TO ROUNDING

Under penalties of perjury, I declare that I have examined this report, and to the best of my knowledge and belief, it is true and complete.



Chris Renna

10/09/24

Date

DIRECTOR OF INTERNET GAMING/IGM 010987-11

Title and License Number

RESORTS CASINO HOTEL (DGMB CASINO, LLC)
MONTHLY INTERNET GAMING GROSS REVENUE SKIN DETAIL REPORT
FOR THE MONTH OF SEPTEMBER 2024

INTERNET GAMING WIN - CURRENT MONTH

Line	Type of Game	Resorts Casino Win	Mohegan Sun Win	PokerStars Win	DraftKings Win	ESPNbet Win	Total Win
1	Peer-to-Peer Games	\$ -	\$ -	\$ 702,879	\$ -	\$ -	\$ 702,879
2	Other Authorized Games	2,035,285	1,098,192	644,178	45,828,904	2,559,370	52,165,929
3	Total	2,035,285	1,098,192	1,347,057	45,828,904	2,559,370	52,868,808

INTERNET GAMING WIN - YEAR TO DATE

4	Year-to-Date Peer-to-Peer Games Win	\$ -	\$ -	\$ 6,990,658	\$ -	\$ -	\$ 6,990,658
5	Year-to-Date Other Authorized Games Win	17,983,780	9,570,160	5,702,062	375,915,903	28,215,344	437,387,249
6	Year-to-Date Total Internet Gaming Win	17,983,780	9,570,160	12,692,720	375,915,903	28,215,344	444,377,907

**CAESARS INTERACTIVE ENTERTAINMENT NEW JERSEY
(AFFILIATE OF TROPICANA CASINO AND RESORT)
MONTHLY INTERNET GAMING GROSS REVENUE REPORT
FOR THE MONTH OF SEPTEMBER 2024**

INTERNET GAMING WIN - CURRENT MONTH

Line	Type of Game	Win
1	Peer-to-Peer Games	\$ 751,608
2	Other Authorized Games	16,530,272
3	Total	17,281,880

TAX ON INTERNET GAMING GROSS REVENUE

4	Year-to-Date Peer-to-Peer Games Win	\$ 4,832,242
5	Year-to-Date Other Authorized Games Win	132,593,662
6	Year-to-Date Total Internet Gaming Win	137,425,904
7	Adjustments	(397,106)
8	Year-To-Date Internet Gaming Gross Revenue	137,028,798
9	Year-To-Date 15% Tax on Internet Gaming Gross Revenue	20,554,321
10	Less - Total Tax Paid in Prior Months	17,960,805
11	Total Tax Required for this Month (line 9 less line 10)	2,593,516
12	Promotional Gaming Credits Wagered for the Month - Internet	\$ -

FORM MAY NOT FOOT DUE TO ROUNDING

Under penalties of perjury, I declare that I have examined this report, and to the best of my knowledge and belief, it is true and complete.

Cheryl Francese

Cheryl Francese

Vice President of Finance Caesars Digital (#010834-11)

Title and License Number

10/09/24

Date

**CAESARS INTERACTIVE ENTERTAINMENT NEW JERSEY
(AFFILIATE OF TROPICANA CASINO AND RESORT)
MONTHLY INTERNET GAMING GROSS REVENUE SKIN DETAIL REPORT
FOR THE MONTH OF SEPTEMBER 2024**

INTERNET GAMING WIN - CURRENT MONTH

Line	Type of Game	Caesars Palace Win	Tropicana Casino Win	Harrah's Casino Win	WSOP Win	Win	Total Win
1	Peer-to-Peer Games	\$ -	\$ -	\$ -	\$ 751,608	\$ -	\$ 751,608
2	Other Authorized Games	12,534,151	2,568,535	951,661	475,925	-	16,530,272
3	Total	12,534,151	2,568,535	951,661	1,227,533	-	17,281,880

INTERNET GAMING WIN - YEAR TO DATE

4	Year-to-Date Peer-to-Peer Games Win	\$ -	\$ -	\$ -	\$ 4,832,242	\$ -	\$ 4,832,242
5	Year-to-Date Other Authorized Games Win	108,670,337	15,127,652	6,450,769	2,344,904	-	132,593,662
6	Year-to-Date Total Internet Gaming Win	108,670,337	15,127,652	6,450,769	7,177,146	-	137,425,904