

BALLY'S ATLANTIC CITY
MONTHLY INTERNET GAMING GROSS REVENUE REPORT
FOR THE MONTH OF AUGUST 2025

INTERNET GAMING WIN - CURRENT MONTH

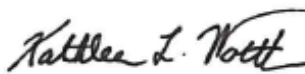
Line	Type of Game	Win
1	Peer-to-Peer Games	\$ -
2	Other Authorized Games	15,854,752
3	Total	15,854,752

TAX ON INTERNET GAMING GROSS REVENUE

4	Year-to-Date Peer-to-Peer Games Win	\$ -
5	Year-to-Date Other Authorized Games Win	103,793,588
6	Year-to-Date Total Internet Gaming Win	103,793,588
7	Year-to-Date Adjustments	109,955
8	Year-to-Date Internet Gaming Gross Revenue	103,903,543
9	Year-to-Date Tax on Internet Gaming Gross Revenue	17,230,216
10	Less: Total Tax Paid in Prior Months	14,098,902
11	Total Tax Required for this Month	3,131,314
12	Promotional Gaming Credits Wagered for the Month - Internet	\$ -

FORM MAY NOT FOOT DUE TO ROUNDING

Under penalties of perjury, I declare that I have examined this report, and to the best of my knowledge and belief, it is true and complete.



Kathleen Worth

9/8/2025

Date

Operation Controller (6896-11)

Title and License Number

BALLY'S ATLANTIC CITY
MONTHLY INTERNET GAMING GROSS REVENUE SKIN DETAIL REPORT
FOR THE MONTH OF AUGUST 2025

INTERNET GAMING WIN - CURRENT MONTH

Line	Type of Game	Bally Bet Win	Monopoly Win	BetFanatics Win	Win	Win	Total Win
1	Peer-to-Peer Games	\$ -	\$ -	\$ -	\$ -	\$ -	\$ -
2	Other Authorized Games	4,579,928	1,249,998	10,024,826	-	-	15,854,752
3	Total	4,579,928	1,249,998	10,024,826	-	-	15,854,752

INTERNET GAMING WIN - YEAR TO DATE

4	Year-to-Date Peer-to-Peer Games Win	\$ -	\$ -	\$ -	\$ -	\$ -	\$ -
5	Year-to-Date Other Authorized Games Win	40,426,607	10,329,852	53,037,129	-	-	103,793,588
6	Year-to-Date Total Internet Gaming Win	40,426,607	10,329,852	53,037,129	-	-	103,793,588

BORGATA HOTEL CASINO & SPA

MONTHLY INTERNET GAMING GROSS REVENUE REPORT

FOR THE MONTH OF AUGUST 2025

INTERNET GAMING WIN - CURRENT MONTH


Line	Type of Game	Win
1	Peer-to-Peer Games	\$ 1,314,978
2	Other Authorized Games	55,485,578
3	Total	56,800,556

TAX ON INTERNET GAMING GROSS REVENUE

4	Year-to-Date Peer-to-Peer Games Win	\$ 9,276,990
5	Year-to-Date Other Authorized Games Win	432,058,050
6	Year-to-Date Total Internet Gaming Win	441,335,040
7	Year-to-Date Adjustments	(2,096,207)
8	Year-to-Date Internet Gaming Gross Revenue	439,238,833
9	Year-to-Date Tax on Internet Gaming Gross Revenue	71,192,689
10	Less: Total Tax Paid in Prior Months	59,966,696
11	Total Tax Required for this Month	11,225,993
12	Promotional Gaming Credits Wagered for the Month - Internet	\$ 3,703,387

FORM MAY NOT FOOT DUE TO ROUNDING

Under penalties of perjury, I declare that I have examined this report, and to the best of my knowledge and belief, it is true and complete.



Noelle McManus

9/5/2025

Date

Casino Controller 9751-11

Title and License Number

BORGATA HOTEL CASINO & SPA
MONTHLY INTERNET GAMING GROSS REVENUE SKIN DETAIL REPORT
FOR THE MONTH OF AUGUST 2025

INTERNET GAMING WIN - CURRENT MONTH

Line	Type of Game	Borgata Win	BetMGM Win	Party Poker Win	Pala/Stardust Win	Wheel of Fortune Win	Total Win
1	Peer-to-Peer Games	\$ 510,437	\$ 608,904	\$ 195,637	\$ -	\$ -	\$ 1,314,978
2	Other Authorized Games	20,067,534	31,948,677	1,248,233	1,417,009	804,125	55,485,578
3	Total	20,577,971	32,557,581	1,443,870	1,417,009	804,125	56,800,556

INTERNET GAMING WIN - YEAR TO DATE

4	Year-to-Date Peer-to-Peer Games Win	\$ 3,579,273	\$ 4,142,341	\$ 1,555,376	\$ -	\$ -	\$ 9,276,990
5	Year-to-Date Other Authorized Games Win	162,896,096	240,778,236	12,112,627	10,574,455	5,696,636	432,058,050
6	Year-to-Date Total Internet Gaming Win	166,475,369	244,920,577	13,668,003	10,574,455	5,696,636	441,335,040

GOLDEN NUGGET ATLANTIC CITY
MONTHLY INTERNET GAMING GROSS REVENUE REPORT
FOR THE MONTH OF AUGUST 2025

INTERNET GAMING WIN - CURRENT MONTH


Line	Type of Game	Win
1	Peer-to-Peer Games	\$ -
2	Other Authorized Games	76,032,866
3	Total	76,032,866

TAX ON INTERNET GAMING GROSS REVENUE

4	Year-to-Date Peer-to-Peer Games Win	\$ -
5	Year-to-Date Other Authorized Games Win	571,397,641
6	Year-to-Date Total Internet Gaming Win	571,397,641
7	Year-to-Date Adjustments	(759,259)
8	Year-to-Date Internet Gaming Gross Revenue	570,638,382
9	Year-to-Date Tax on Internet Gaming Gross Revenue	92,593,248
10	Less: Total Tax Paid in Prior Months	77,568,689
11	Total Tax Required for this Month	15,024,559
12	Promotional Gaming Credits Wagered for the Month - Internet	\$ 3,012,902

FORM MAY NOT FOOT DUE TO ROUNDING

Under penalties of perjury, I declare that I have examined this report, and to the best of my knowledge and belief, it is true and complete.



Henil Patel

9/9/2025

Date

Executive Director, iGaming Compliance/Acct - 010596-11

Title and License Number

GOLDEN NUGGET ATLANTIC CITY
MONTHLY INTERNET GAMING GROSS REVENUE SKIN DETAIL REPORT
FOR THE MONTH OF AUGUST 2025

INTERNET GAMING WIN - CURRENT MONTH

Line	Type of Game	Golden Nugget Win	FanDuel Win	BetRivers Win	Spin Palace Win	Jackpot City Win	Total Win
1	Peer-to-Peer Games	\$ -	\$ -	\$ -	\$ -	\$ -	\$ -
2	Other Authorized Games	8,737,748	57,135,758	8,334,666	537,754	1,286,940	76,032,866
3	Total	8,737,748	57,135,758	8,334,666	537,754	1,286,940	76,032,866

INTERNET GAMING WIN - YEAR TO DATE

4	Year-to-Date Peer-to-Peer Games Win	\$ -	\$ -	\$ -	\$ -	\$ -	\$ -
5	Year-to-Date Other Authorized Games Win	74,174,653	415,877,328	64,144,784	5,467,766	11,733,110	571,397,641
6	Year-to-Date Total Internet Gaming Win	74,174,653	415,877,328	64,144,784	5,467,766	11,733,110	571,397,641

HARD ROCK ATLANTIC CITY

MONTHLY INTERNET GAMING GROSS REVENUE REPORT

FOR THE MONTH OF AUGUST 2025

INTERNET GAMING WIN - CURRENT MONTH

Line	Type of Game	Win
1	Peer-to-Peer Games	\$ -
2	Other Authorized Games	15,793,917
3	Total	15,793,917

TAX ON INTERNET GAMING GROSS REVENUE

4	Year-to-Date Peer-to-Peer Games Win	\$ -
5	Year-to-Date Other Authorized Games Win	113,788,630
6	Year-to-Date Total Internet Gaming Win	113,788,630
7	Year-to-Date Adjustments	(3,869)
8	Year-to-Date Internet Gaming Gross Revenue	113,784,761
9	Year-to-Date Tax on Internet Gaming Gross Revenue	18,568,123
10	Less: Total Tax Paid in Prior Months	15,448,824
11	Total Tax Required for this Month	3,119,299
12	Promotional Gaming Credits Wagered for the Month - Internet	\$ -

FORM MAY NOT FOOT DUE TO ROUNDING

Under penalties of perjury, I declare that I have examined this report, and to the best of my knowledge and belief, it is true and complete.



HETAL MISTRY

Casino Controller 10465-11

Title and License Number

9/9/2025

Date

HARD ROCK ATLANTIC CITY
MONTHLY INTERNET GAMING GROSS REVENUE SKIN DETAIL REPORT
FOR THE MONTH OF AUGUST 2025

INTERNET GAMING WIN - CURRENT MONTH

Line	Type of Game	Hard Rock Bet Win	Bet365 Win	Win	Win	Win	Total Win
1	Peer-to-Peer Games	\$ -	\$ -	\$ -	\$ -	\$ -	\$ -
2	Other Authorized Games	13,448,686	2,345,231	-	-	-	15,793,917
3	Total	13,448,686	2,345,231	-	-	-	15,793,917

INTERNET GAMING WIN - YEAR TO DATE

4	Year-to-Date Peer-to-Peer Games Win	\$ -	\$ -	\$ -	\$ -	\$ -	\$ -
5	Year-to-Date Other Authorized Games Win	99,268,824	14,519,806	-	-	-	113,788,630
6	Year-to-Date Total Internet Gaming Win	99,268,824	14,519,806	-	-	-	113,788,630

CAESARS INTERACTIVE ENTERTAINMENT NEW JERSEY
(AFFILIATE OF HARRAH'S ATLANTIC CITY)
MONTHLY INTERNET GAMING GROSS REVENUE REPORT
FOR THE MONTH OF AUGUST 2025

INTERNET GAMING WIN - CURRENT MONTH

Line	Type of Game	Win
1	Peer-to-Peer Games	\$ -
2	Other Authorized Games	3,742,245
3	Total	3,742,245

TAX ON INTERNET GAMING GROSS REVENUE

4	Year-to-Date Peer-to-Peer Games Win	\$ -
5	Year-to-Date Other Authorized Games Win	21,546,298
6	Year-to-Date Total Internet Gaming Win	21,546,298
7	Year-to-Date Adjustments	71,554
8	Year-to-Date Internet Gaming Gross Revenue	21,617,852
9	Year-to-Date Tax on Internet Gaming Gross Revenue	3,571,367
10	Less: Total Tax Paid in Prior Months	2,832,247
11	Total Tax Required for this Month	739,120

12	Promotional Gaming Credits Wagered for the Month - Internet	\$ -
----	---	------

FORM MAY NOT FOOT DUE TO ROUNDING

Under penalties of perjury, I declare that I have examined this report, and to the best of my knowledge and belief, it is true and complete.

Cheryl Francese

Cheryl Francese

9/5/2025

Date

Vice President of Finance Caesars Digital (#010834-11)

Title and License Number

CAESARS INTERACTIVE ENTERTAINMENT NEW JERSEY
(AFFILIATE OF HARRAH'S ATLANTIC CITY)
MONTHLY INTERNET GAMING GROSS REVENUE SKIN DETAIL REPORT
FOR THE MONTH OF AUGUST 2025

INTERNET GAMING WIN - CURRENT MONTH

Line	Type of Game	Jackpocket Win	Betparx Win	Win	Win	Win	Total Win
1	Peer-to-Peer Games	\$ -	\$ -	\$ -	\$ -	\$ -	\$ -
2	Other Authorized Games	947,699	2,794,546	-	-	-	3,742,245
3	Total	947,699	2,794,546	-	-	-	3,742,245

INTERNET GAMING WIN - YEAR TO DATE

4	Year-to-Date Peer-to-Peer Games Win	\$ -	\$ -	\$ -	\$ -	\$ -	\$ -
5	Year-to-Date Other Authorized Games Win	9,962,198	11,584,100	-	-	-	21,546,298
6	Year-to-Date Total Internet Gaming Win	9,962,198	11,584,100	-	-	-	21,546,298

OCEAN CASINO RESORT
MONTHLY INTERNET GAMING GROSS REVENUE REPORT
FOR THE MONTH OF AUGUST 2025

INTERNET GAMING WIN - CURRENT MONTH

Line	Type of Game	Win
1	Peer-to-Peer Games	\$ -
2	Other Authorized Games	4,971,899
3	Total	4,971,899

TAX ON INTERNET GAMING GROSS REVENUE

4	Year-to-Date Peer-to-Peer Games Win	\$ -
5	Year-to-Date Other Authorized Games Win	40,564,854
6	Year-to-Date Total Internet Gaming Win	40,564,854
7	Year-to-Date Adjustments	75,381
8	Year-to-Date Internet Gaming Gross Revenue	40,640,235
9	Year-to-Date Tax on Internet Gaming Gross Revenue	6,568,948
10	Less: Total Tax Paid in Prior Months	5,584,067
11	Total Tax Required for this Month	984,881
12	Promotional Gaming Credits Wagered for the Month - Internet	\$ 54,001

FORM MAY NOT FOOT DUE TO ROUNDING

Under penalties of perjury, I declare that I have examined this report, and to the best of my knowledge and belief, it is true and complete.



Frank Pollock

9/8/2025

Date

Casino Accounting Controller 9869-11

Title and License Number

OCEAN CASINO RESORT
MONTHLY INTERNET GAMING GROSS REVENUE SKIN DETAIL REPORT
FOR THE MONTH OF AUGUST 2025

INTERNET GAMING WIN - CURRENT MONTH

Line	Type of Game	OCEAN Win	PARX Win	PLAYSTAR Win	Win	Win	Total Win
1	Peer-to-Peer Games	\$ -	\$ -	\$ -	\$ -	\$ -	\$ -
2	Other Authorized Games	2,147,702	-	2,824,197	-	-	4,971,899
3	Total	2,147,702	-	2,824,197	-	-	4,971,899

INTERNET GAMING WIN - YEAR TO DATE

4	Year-to-Date Peer-to-Peer Games Win	\$ -	\$ -	\$ -	\$ -	\$ -	\$ -
5	Year-to-Date Other Authorized Games Win	16,287,660	2,394,204	21,882,990	-	-	40,564,854
6	Year-to-Date Total Internet Gaming Win	16,287,660	2,394,204	21,882,990	-	-	40,564,854

RESORTS CASINO HOTEL (DGMB CASINO, LLC.)
MONTHLY INTERNET GAMING GROSS REVENUE REPORT
FOR THE MONTH OF AUGUST 2025

INTERNET GAMING WIN - CURRENT MONTH

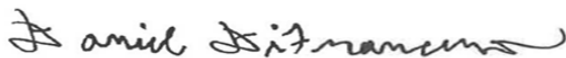
Line	Type of Game	Win
1	Peer-to-Peer Games	\$ 586,508
2	Other Authorized Games	53,560,343
3	Total	54,146,851

TAX ON INTERNET GAMING GROSS REVENUE

4	Year-to-Date Peer-to-Peer Games Win	\$ 5,124,185
5	Year-to-Date Other Authorized Games Win	419,152,917
6	Year-to-Date Total Internet Gaming Win	424,277,102
7	Year-to-Date Adjustments	176,721
8	Year-to-Date Internet Gaming Gross Revenue	424,453,823
9	Year-to-Date Tax on Internet Gaming Gross Revenue	68,883,032
10	Less: Total Tax Paid in Prior Months	58,189,029
11	Total Tax Required for this Month	10,694,003
12	Promotional Gaming Credits Wagered for the Month - Internet	\$ 6,026,247

FORM MAY NOT FOOT DUE TO ROUNDING

Under penalties of perjury, I declare that I have examined this report, and to the best of my knowledge and belief, it is true and complete.



Daniel DiFrancesco

9/9/2025

Date

Internet Gaming Manager 011057-11

Title and License Number

RESORTS CASINO HOTEL (DGMB CASINO, LLC.)
MONTHLY INTERNET GAMING GROSS REVENUE SKIN DETAIL REPORT
FOR THE MONTH OF AUGUST 2025

INTERNET GAMING WIN - CURRENT MONTH

Line	Type of Game	Resorts Casino Win	Mohegan Sun Win	PokerStars Win	DraftKings Win	ESPNbet Win	Total Win
1	Peer-to-Peer Games	\$ -	\$ -	\$ 581,866	\$ 4,642	\$ -	\$ 586,508
2	Other Authorized Games	1,766,635	1,160,406	524,761	47,094,508	3,014,033	53,560,343
3	Total	1,766,635	1,160,406	1,106,627	47,099,150	3,014,033	54,146,851

INTERNET GAMING WIN - YEAR TO DATE

4	Year-to-Date Peer-to-Peer Games Win	\$ -	\$ -	\$ 5,036,854	\$ 87,331	\$ -	\$ 5,124,185
5	Year-to-Date Other Authorized Games Win	15,071,871	7,887,560	3,956,709	370,916,050	21,320,727	419,152,917
6	Year-to-Date Total Internet Gaming Win	15,071,871	7,887,560	8,993,563	371,003,381	21,320,727	424,277,102

CAESARS INTERACTIVE ENTERTAINMENT NEW JERSEY
(AFFILIATE OF TROPICANA CASINO AND RESORT)
MONTHLY INTERNET GAMING GROSS REVENUE REPORT
FOR THE MONTH OF AUGUST 2025

INTERNET GAMING WIN - CURRENT MONTH

Line	Type of Game	Win
1	Peer-to-Peer Games	\$ 741,292
2	Other Authorized Games	20,288,445
3	Total	21,029,737

TAX ON INTERNET GAMING GROSS REVENUE

4	Year-to-Date Peer-to-Peer Games Win	\$ 6,298,491
5	Year-to-Date Other Authorized Games Win	158,621,995
6	Year-to-Date Total Internet Gaming Win	164,920,486
7	Year-to-Date Adjustments	326,266
8	Year-to-Date Internet Gaming Gross Revenue	165,246,752
9	Year-to-Date Tax on Internet Gaming Gross Revenue	26,877,504
10	Less: Total Tax Paid in Prior Months	22,720,076
11	Total Tax Required for this Month	4,157,428

12	Promotional Gaming Credits Wagered for the Month - Internet	\$ -
----	---	------

FORM MAY NOT FOOT DUE TO ROUNDING

Under penalties of perjury, I declare that I have examined this report, and to the best of my knowledge and belief, it is true and complete.

Cheryl Francese

Cheryl Francese

9/5/2025

Date

Vice President of Finance Caesars Digital (#010834-11)

Title and License Number

**CAESARS INTERACTIVE ENTERTAINMENT NEW JERSEY
(AFFILIATE OF TROPICANA CASINO AND RESORT)
MONTHLY INTERNET GAMING GROSS REVENUE SKIN DETAIL REPORT
FOR THE MONTH OF AUGUST 2025**

INTERNET GAMING WIN - CURRENT MONTH

Line	Type of Game	Caesars Palace Win	Tropicana Casino Win	Harrah's Casino Win	WSOP Win	Win	Total Win
1	Peer-to-Peer Games	\$ -	\$ -	\$ -	\$ 741,292	\$ -	\$ 741,292
2	Other Authorized Games	17,060,886	1,735,048	988,020	504,491	-	20,288,445
3	Total	17,060,886	1,735,048	988,020	1,245,783	-	21,029,737

INTERNET GAMING WIN - YEAR TO DATE

4	Year-to-Date Peer-to-Peer Games Win	\$ -	\$ -	\$ -	\$ 6,298,491	\$ -	\$ 6,298,491
5	Year-to-Date Other Authorized Games Win	130,988,502	17,777,739	6,649,423	3,206,331	-	158,621,995
6	Year-to-Date Total Internet Gaming Win	130,988,502	17,777,739	6,649,423	9,504,822	-	164,920,486