

BALLY'S ATLANTIC CITY

MONTHLY INTERNET GAMING GROSS REVENUE REPORT

FOR THE MONTH OF FEBRUARY 2025

INTERNET GAMING WIN - CURRENT MONTH

Line	Type of Game	Win
1	Peer-to-Peer Games	\$ -
2	Other Authorized Games	10,494,971
3	Total	10,494,971

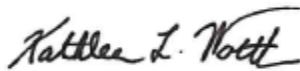
TAX ON INTERNET GAMING GROSS REVENUE

4	Year-to-Date Peer-to-Peer Games Win	\$ -
5	Year-to-Date Other Authorized Games Win	18,739,674
6	Year-to-Date Total Internet Gaming Win	18,739,674
7	Adjustments	-
8	Year-To-Date Internet Gaming Gross Revenue	18,739,674
9	Year-To-Date 15% Tax on Internet Gaming Gross Revenue	2,810,951
10	Less - Total Tax Paid in Prior Months	1,236,706
11	Total Tax Required for this Month (line 9 less line 10)	1,574,245

12	Promotional Gaming Credits Wagered for the Month - Internet	\$ -
----	---	------

FORM MAY NOT FOOT DUE TO ROUNDING

Under penalties of perjury, I declare that I have examined this report, and to the best of my knowledge and belief, it is true and complete.



Kathleen Worth

03/06/25

Date

Operation Controller (6896-11)

Title and License Number

BALLY'S ATLANTIC CITY
MONTHLY INTERNET GAMING GROSS REVENUE SKIN DETAIL REPORT
FOR THE MONTH OF FEBRUARY 2025

INTERNET GAMING WIN - CURRENT MONTH

Line	Type of Game	Bally Bet Win	Monopoly Win	BetFanatics Win	Win	Win	Total Win
1	Peer-to-Peer Games	\$ -	\$ -	\$ -	\$ -	\$ -	\$ -
2	Other Authorized Games	4,721,697	1,246,532	4,526,742	-	-	10,494,971
3	Total	4,721,697	1,246,532	4,526,742	-	-	10,494,971

INTERNET GAMING WIN - YEAR TO DATE

4	Year-to-Date Peer-to-Peer Games Win	\$ -	\$ -	\$ -	\$ -	\$ -	\$ -
5	Year-to-Date Other Authorized Games Win	8,292,501	2,405,077	8,042,096	-	-	18,739,674
6	Year-to-Date Total Internet Gaming Win	8,292,501	2,405,077	8,042,096	-	-	18,739,674

BORGATA HOTEL CASINO & SPA

MONTHLY INTERNET GAMING GROSS REVENUE REPORT

FOR THE MONTH OF FEBRUARY 2025

INTERNET GAMING WIN - CURRENT MONTH


Line	Type of Game	Win
1	Peer-to-Peer Games	\$ 1,033,908
2	Other Authorized Games	50,432,687
3	Total	51,466,595

TAX ON INTERNET GAMING GROSS REVENUE

4	Year-to-Date Peer-to-Peer Games Win	\$ 2,279,680
5	Year-to-Date Other Authorized Games Win	104,105,910
6	Year-to-Date Total Internet Gaming Win	106,385,590
7	Adjustments	(1,108,740)
8	Year-To-Date Internet Gaming Gross Revenue	105,276,850
9	Year-To-Date 15% Tax on Internet Gaming Gross Revenue	15,791,528
10	Less - Total Tax Paid in Prior Months	8,106,253
11	Total Tax Required for this Month (line 9 less line 10)	7,685,275
12	Promotional Gaming Credits Wagered for the Month - Internet	\$ 3,143,051

FORM MAY NOT FOOT DUE TO ROUNDING

Under penalties of perjury, I declare that I have examined this report, and to the best of my knowledge and belief, it is true and complete.



Noelle McManus

03/04/25

Date

Casino Controller 9751-11

Title and License Number

BORGATA HOTEL CASINO & SPA
MONTHLY INTERNET GAMING GROSS REVENUE SKIN DETAIL REPORT
FOR THE MONTH OF FEBRUARY 2025

INTERNET GAMING WIN - CURRENT MONTH

Line	Type of Game	Borgata Win	BetMGM Win	Party Poker Win	Pala/Stardust Win	Wheel of Fortune Win	Total Win
1	Peer-to-Peer Games	\$ 392,984	\$ 447,073	\$ 193,851	\$ -	\$ -	\$ 1,033,908
2	Other Authorized Games	19,627,041	27,762,133	1,470,718	947,987	624,808	50,432,687
3	Total	20,020,025	28,209,206	1,664,569	947,987	624,808	51,466,595

INTERNET GAMING WIN - YEAR TO DATE

4	Year-to-Date Peer-to-Peer Games Win	\$ 827,694	\$ 1,017,958	\$ 434,028	\$ -	\$ -	\$ 2,279,680
5	Year-to-Date Other Authorized Games Win	41,105,428	55,993,612	3,166,576	2,360,361	1,479,933	104,105,910
6	Year-to-Date Total Internet Gaming Win	41,933,122	57,011,570	3,600,604	2,360,361	1,479,933	106,385,590

GOLDEN NUGGET ATLANTIC CITY

MONTHLY INTERNET GAMING GROSS REVENUE REPORT

FOR THE MONTH OF FEBRUARY 2025

INTERNET GAMING WIN - CURRENT MONTH

Line	Type of Game	Win
1	Peer-to-Peer Games	\$ -
2	Other Authorized Games	60,105,151
3	Total	60,105,151


TAX ON INTERNET GAMING GROSS REVENUE

4	Year-to-Date Peer-to-Peer Games Win	\$ -
5	Year-to-Date Other Authorized Games Win	130,577,268
6	Year-to-Date Total Internet Gaming Win	130,577,268
7	Adjustments	(635,152)
8	Year-To-Date Internet Gaming Gross Revenue	129,942,116
9	Year-To-Date 15% Tax on Internet Gaming Gross Revenue	19,491,318
10	Less - Total Tax Paid in Prior Months	10,527,210
11	Total Tax Required for this Month (line 9 less line 10)	8,964,108

12	Promotional Gaming Credits Wagered for the Month - Internet	\$ 8,547,941
----	---	--------------

FORM MAY NOT FOOT DUE TO ROUNDING

Under penalties of perjury, I declare that I have examined this report, and to the best of my knowledge and belief, it is true and complete.



Henil Patel

03/10/25

Date

Executive Director, iGaming Compliance/Acct - 010596-11

Title and License Number

GOLDEN NUGGET ATLANTIC CITY
MONTHLY INTERNET GAMING GROSS REVENUE SKIN DETAIL REPORT
FOR THE MONTH OF FEBRUARY 2025

INTERNET GAMING WIN - CURRENT MONTH

Line	Type of Game	Golden Nugget Online Gaming Win	FanDuel Win	BetRivers Win	Betway Win	Jackpot City Win	Total Win
1	Peer-to-Peer Games	\$ -	\$ -	\$ -	\$ -	\$ -	\$ -
2	Other Authorized Games	7,035,955	44,088,022	6,894,741	696,306	1,390,127	60,105,151
3	Total	7,035,955	44,088,022	6,894,741	696,306	1,390,127	60,105,151

INTERNET GAMING WIN - YEAR TO DATE

4	Year-to-Date Peer-to-Peer Games Win	\$ -	\$ -	\$ -	\$ -	\$ -	\$ -
5	Year-to-Date Other Authorized Games Win	17,581,177	93,825,825	15,039,376	1,450,903	2,679,987	130,577,268
6	Year-to-Date Total Internet Gaming Win	17,581,177	93,825,825	15,039,376	1,450,903	2,679,987	130,577,268

HARD ROCK ATLANTIC CITY

MONTHLY INTERNET GAMING GROSS REVENUE REPORT

FOR THE MONTH OF FEBRUARY 2025

INTERNET GAMING WIN - CURRENT MONTH

Line	Type of Game	Win
1	Peer-to-Peer Games	\$ -
2	Other Authorized Games	11,909,263
3	Total	11,909,263

TAX ON INTERNET GAMING GROSS REVENUE

4	Year-to-Date Peer-to-Peer Games Win	\$ -
5	Year-to-Date Other Authorized Games Win	23,511,192
6	Year-to-Date Total Internet Gaming Win	23,511,192
7	Adjustments	(1,995)
8	Year-To-Date Internet Gaming Gross Revenue	23,509,197
9	Year-To-Date 15% Tax on Internet Gaming Gross Revenue	3,526,380
10	Less - Total Tax Paid in Prior Months	1,740,190
11	Total Tax Required for this Month (line 9 less line 10)	1,786,190

12	Promotional Gaming Credits Wagered for the Month - Internet	\$ -
----	---	------

FORM MAY NOT FOOT DUE TO ROUNDING

Under penalties of perjury, I declare that I have examined this report, and to the best of my knowledge and belief, it is true and complete.

Hetal Mistry

HETAL MISTRY

03/07/25

Date

Casino Controller 10465-11

Title and License Number

HARD ROCK ATLANTIC CITY
MONTHLY INTERNET GAMING GROSS REVENUE SKIN DETAIL REPORT
FOR THE MONTH OF FEBRUARY 2025

INTERNET GAMING WIN - CURRENT MONTH

Line	Type of Game	Hard Rock Bet Win	Bet365 Win	Win	Win	Win	Total Win
1	Peer-to-Peer Games	\$ -	\$ -	\$ -	\$ -	\$ -	\$ -
2	Other Authorized Games	9,975,070	1,934,193	-	-	-	11,909,263
3	Total	9,975,070	1,934,193	-	-	-	11,909,263

INTERNET GAMING WIN - YEAR TO DATE

4	Year-to-Date Peer-to-Peer Games Win	\$ -	\$ -	\$ -	\$ -	\$ -	\$ -
5	Year-to-Date Other Authorized Games Win	22,484,960	1,026,232	-	-	-	23,511,192
6	Year-to-Date Total Internet Gaming Win	22,484,960	1,026,232	-	-	-	23,511,192

**CAESARS INTERACTIVE ENTERTAINMENT NEW JERSEY
(AFFILIATE OF HARRAH'S ATLANTIC CITY)
MONTHLY INTERNET GAMING GROSS REVENUE REPORT
FOR THE MONTH OF FEBRUARY 2025**

INTERNET GAMING WIN - CURRENT MONTH

Line	Type of Game	Win
1	Peer-to-Peer Games	\$ -
2	Other Authorized Games	1,014,876
3	Total	1,014,876

TAX ON INTERNET GAMING GROSS REVENUE

4	Year-to-Date Peer-to-Peer Games Win	\$ -
5	Year-to-Date Other Authorized Games Win	2,291,277
6	Year-to-Date Total Internet Gaming Win	2,291,277
7	Adjustments	-
8	Year-To-Date Internet Gaming Gross Revenue	2,291,277
9	Year-To-Date 15% Tax on Internet Gaming Gross Revenue	343,692
10	Less - Total Tax Paid in Prior Months	191,460
11	Total Tax Required for this Month (line 9 less line 10)	152,232

12	Promotional Gaming Credits Wagered for the Month - Internet	\$ -
----	---	------

FORM MAY NOT FOOT DUE TO ROUNDING

Under penalties of perjury, I declare that I have examined this report, and to the best of my knowledge and belief, it is true and complete.

Cheryl Francese

Cheryl Francese

03/07/25

Date

Vice President of Finance Caesars Digital (#010834-11)

Title and License Number

CAESARS INTERACTIVE ENTERTAINMENT NEW JERSEY
(AFFILIATE OF HARRAH'S ATLANTIC CITY)
MONTHLY INTERNET GAMING GROSS REVENUE SKIN DETAIL REPORT
FOR THE MONTH OF FEBRUARY 2025

INTERNET GAMING WIN - CURRENT MONTH

Line	Type of Game	Jackpocket Win	Win	Win	Win	Win	Total Win
1	Peer-to-Peer Games	\$ -	\$ -	\$ -	\$ -	\$ -	\$ -
2	Other Authorized Games	1,014,876	-	-	-	-	1,014,876
3	Total	1,014,876	-	-	-	-	1,014,876

INTERNET GAMING WIN - YEAR TO DATE

4	Year-to-Date Peer-to-Peer Games Win	\$ -	\$ -	\$ -	\$ -	\$ -	\$ -
5	Year-to-Date Other Authorized Games Win	2,291,277	-	-	-	-	2,291,277
6	Year-to-Date Total Internet Gaming Win	2,291,277	-	-	-	-	2,291,277

OCEAN CASINO RESORT

MONTHLY INTERNET GAMING GROSS REVENUE REPORT

FOR THE MONTH OF FEBRUARY 2025

INTERNET GAMING WIN - CURRENT MONTH

Line	Type of Game	Win
1	Peer-to-Peer Games	\$ -
2	Other Authorized Games	6,161,734
3	Total	6,161,734

TAX ON INTERNET GAMING GROSS REVENUE

4	Year-to-Date Peer-to-Peer Games Win	\$ -
5	Year-to-Date Other Authorized Games Win	11,626,166
6	Year-to-Date Total Internet Gaming Win	11,626,166
7	Adjustments	(9,162)
8	Year-To-Date Internet Gaming Gross Revenue	11,617,004
9	Year-To-Date 15% Tax on Internet Gaming Gross Revenue	1,742,550
10	Less - Total Tax Paid in Prior Months	818,675
11	Total Tax Required for this Month (line 9 less line 10)	923,875

12	Promotional Gaming Credits Wagered for the Month - Internet	\$ 61,695
----	---	-----------

FORM MAY NOT FOOT DUE TO ROUNDING

Under penalties of perjury, I declare that I have examined this report, and to the best of my knowledge and belief, it is true and complete.



Frank Pollock

03/06/25

Date

Casino Accounting Controller 9869-11

Title and License Number

OCEAN CASINO RESORT
MONTHLY INTERNET GAMING GROSS REVENUE SKIN DETAIL REPORT
FOR THE MONTH OF FEBRUARY 2025

INTERNET GAMING WIN - CURRENT MONTH

Line	Type of Game	OCEAN Win	PARX Win	PLAYSTAR Win	Win	Win	Total Win
1	Peer-to-Peer Games	\$ -	\$ -	\$ -	\$ -	\$ -	\$ -
2	Other Authorized Games	1,800,164	1,475,385	2,886,185	-	-	6,161,734
3	Total	1,800,164	1,475,385	2,886,185	-	-	6,161,734

INTERNET GAMING WIN - YEAR TO DATE

4	Year-to-Date Peer-to-Peer Games Win	\$ -	\$ -	\$ -	\$ -	\$ -	\$ -
5	Year-to-Date Other Authorized Games Win	3,937,421	2,394,204	5,294,541	-	-	11,626,166
6	Year-to-Date Total Internet Gaming Win	3,937,421	2,394,204	5,294,541	-	-	11,626,166

RESORTS CASINO HOTEL (DGMB CASINO, LLC.)

MONTHLY INTERNET GAMING GROSS REVENUE REPORT

FOR THE MONTH OF FEBRUARY 2025

INTERNET GAMING WIN - CURRENT MONTH

Line	Type of Game	Win
1	Peer-to-Peer Games	\$ 650,299
2	Other Authorized Games	48,186,536
3	Total	48,836,835

TAX ON INTERNET GAMING GROSS REVENUE

4	Year-to-Date Peer-to-Peer Games Win	\$ 1,401,218
5	Year-to-Date Other Authorized Games Win	97,570,858
6	Year-to-Date Total Internet Gaming Win	98,972,076
7	Adjustments	(75,059)
8	Year-To-Date Internet Gaming Gross Revenue	98,897,017
9	Year-To-Date 15% Tax on Internet Gaming Gross Revenue	14,834,552
10	Less - Total Tax Paid in Prior Months	7,517,519
11	Total Tax Required for this Month (line 9 less line 10)	7,317,033
12	Promotional Gaming Credits Wagered for the Month - Internet	\$ 6,479,531

FORM MAY NOT FOOT DUE TO ROUNDING

Under penalties of perjury, I declare that I have examined this report, and to the best of my knowledge and belief, it is true and complete.



Chris Renna

03/07/25

Date

DIRECTOR OF INTERNET GAMING/IGM 010987-11

Title and License Number

RESORTS CASINO HOTEL (DGMB CASINO, LLC.)
MONTHLY INTERNET GAMING GROSS REVENUE SKIN DETAIL REPORT
FOR THE MONTH OF FEBRUARY 2025

INTERNET GAMING WIN - CURRENT MONTH

Line	Type of Game	Resorts Casino Win	Mohegan Sun Win	PokerStars Win	DraftKings Win	ESPNbet Win	Total Win
1	Peer-to-Peer Games	\$ -	\$ -	\$ 650,299	\$ -	\$ -	\$ 650,299
2	Other Authorized Games	1,815,470	738,482	280,638	43,073,388	2,278,558	48,186,536
3	Total	1,815,470	738,482	930,937	43,073,388	2,278,558	48,836,835

INTERNET GAMING WIN - YEAR TO DATE

4	Year-to-Date Peer-to-Peer Games Win	\$ -	\$ -	\$ 1,401,218	\$ -	\$ -	\$ 1,401,218
5	Year-to-Date Other Authorized Games Win	3,556,072	1,651,918	621,148	87,138,894	4,602,826	97,570,858
6	Year-to-Date Total Internet Gaming Win	3,556,072	1,651,918	2,022,366	87,138,894	4,602,826	98,972,076

**CAESARS INTERACTIVE ENTERTAINMENT NEW JERSEY
(AFFILIATE OF TROPICANA CASINO AND RESORT)
MONTHLY INTERNET GAMING GROSS REVENUE REPORT
FOR THE MONTH OF FEBRUARY 2025**

INTERNET GAMING WIN - CURRENT MONTH

Line	Type of Game	Win
1	Peer-to-Peer Games	\$ 667,352
2	Other Authorized Games	17,119,438
3	Total	17,786,790

TAX ON INTERNET GAMING GROSS REVENUE

4	Year-to-Date Peer-to-Peer Games Win	\$ 1,360,478
5	Year-to-Date Other Authorized Games Win	35,916,377
6	Year-to-Date Total Internet Gaming Win	37,276,855
7	Adjustments	(75,918)
8	Year-To-Date Internet Gaming Gross Revenue	37,200,937
9	Year-To-Date 15% Tax on Internet Gaming Gross Revenue	5,580,140
10	Less - Total Tax Paid in Prior Months	2,910,454
11	Total Tax Required for this Month (line 9 less line 10)	2,669,686

12	Promotional Gaming Credits Wagered for the Month - Internet	\$ -
----	---	------

FORM MAY NOT FOOT DUE TO ROUNDING

Under penalties of perjury, I declare that I have examined this report, and to the best of my knowledge and belief, it is true and complete.

Cheryl Francese

Cheryl Francese

03/07/25

Date

Vice President of Finance Caesars Digital (#010834-11)

Title and License Number

**CAESARS INTERACTIVE ENTERTAINMENT NEW JERSEY
(AFFILIATE OF TROPICANA CASINO AND RESORT)
MONTHLY INTERNET GAMING GROSS REVENUE SKIN DETAIL REPORT
FOR THE MONTH OF FEBRUARY 2025**

INTERNET GAMING WIN - CURRENT MONTH

Line	Type of Game	Caesars Palace Win	Tropicana Casino Win	Harrah's Casino Win	WSOP Win	Win	Total Win
1	Peer-to-Peer Games	\$ -	\$ -	\$ -	\$ 667,352	\$ -	\$ 667,352
2	Other Authorized Games	13,964,889	2,064,374	791,558	298,617	-	17,119,438
3	Total	13,964,889	2,064,374	791,558	965,969	-	17,786,790

INTERNET GAMING WIN - YEAR TO DATE

4	Year-to-Date Peer-to-Peer Games Win	\$ -	\$ -	\$ -	\$ 1,360,478	\$ -	\$ 1,360,478
5	Year-to-Date Other Authorized Games Win	28,747,274	4,781,624	1,731,119	656,360	-	35,916,377
6	Year-to-Date Total Internet Gaming Win	28,747,274	4,781,624	1,731,119	2,016,838	-	37,276,855