

# BALLY'S ATLANTIC CITY

## MONTHLY INTERNET GAMING GROSS REVENUE REPORT

### FOR THE MONTH OF JANUARY 2025

#### INTERNET GAMING WIN - CURRENT MONTH

Line	Type of Game	Win
1	Peer-to-Peer Games	\$ -
2	Other Authorized Games	8,244,703
3	Total	8,244,703

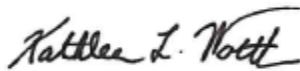
#### TAX ON INTERNET GAMING GROSS REVENUE

4	Year-to-Date Peer-to-Peer Games Win	\$ -
5	Year-to-Date Other Authorized Games Win	8,244,703
6	Year-to-Date Total Internet Gaming Win	<b>8,244,703</b>
7	Adjustments	-
8	Year-To-Date Internet Gaming Gross Revenue	<b>8,244,703</b>
9	Year-To-Date 15% Tax on Internet Gaming Gross Revenue	<b>1,236,706</b>
10	Less - Total Tax Paid in Prior Months	-
11	Total Tax Required for this Month (line 9 less line 10)	1,236,706

12	Promotional Gaming Credits Wagered for the Month - Internet	\$ -
----	---	------

FORM MAY NOT FOOT DUE TO ROUNDING

Under penalties of perjury, I declare that I have examined this report, and to the best of my knowledge and belief, it is true and complete.



Kathleen Worth

02/06/25

Date

Operation Controller (6896-11)

Title and License Number

**BALLY'S ATLANTIC CITY**  
**MONTHLY INTERNET GAMING GROSS REVENUE SKIN DETAIL REPORT**  
**FOR THE MONTH OF JANUARY 2025**

**INTERNET GAMING WIN - CURRENT MONTH**

Line	Type of Game	Bally Bet Win	Monopoly Win	BetFanatics Win	Win	Win	Total Win
1	Peer-to-Peer Games	\$ -	\$ -	\$ -	\$ -	\$ -	\$ -
2	Other Authorized Games	3,570,804	1,158,545	3,515,354	-	-	8,244,703
3	Total	3,570,804	1,158,545	3,515,354	-	-	8,244,703

**INTERNET GAMING WIN - YEAR TO DATE**

4	Year-to-Date Peer-to-Peer Games Win	\$ -	\$ -	\$ -	\$ -	\$ -	\$ -
5	Year-to-Date Other Authorized Games Win	3,570,804	1,158,545	3,515,354	-	-	8,244,703
6	Year-to-Date Total Internet Gaming Win	3,570,804	1,158,545	3,515,354	-	-	8,244,703

# BORGATA HOTEL CASINO & SPA

## MONTHLY INTERNET GAMING GROSS REVENUE REPORT

### FOR THE MONTH OF JANUARY 2025

#### INTERNET GAMING WIN - CURRENT MONTH

Line	Type of Game	Win
1	Peer-to-Peer Games	\$ 1,245,772
2	Other Authorized Games	53,673,223
3	Total	54,918,995


#### TAX ON INTERNET GAMING GROSS REVENUE

4	Year-to-Date Peer-to-Peer Games Win	\$ 1,245,772
5	Year-to-Date Other Authorized Games Win	53,673,223
6	Year-to-Date Total Internet Gaming Win	<b>54,918,995</b>
7	Adjustments	<b>(877,304)</b>
8	Year-To-Date Internet Gaming Gross Revenue	<b>54,041,691</b>
9	Year-To-Date 15% Tax on Internet Gaming Gross Revenue	<b>8,106,253</b>
10	Less - Total Tax Paid in Prior Months	-
11	Total Tax Required for this Month (line 9 less line 10)	8,106,253

12	Promotional Gaming Credits Wagered for the Month - Internet	\$ 2,927,350
----	---	--------------

FORM MAY NOT FOOT DUE TO ROUNDING

Under penalties of perjury, I declare that I have examined this report, and to the best of my knowledge and belief, it is true and complete.



Noelle McManus

02/05/25

Date

Casino Controller 9751-11

Title and License Number

**BORGATA HOTEL CASINO & SPA**  
**MONTHLY INTERNET GAMING GROSS REVENUE SKIN DETAIL REPORT**  
**FOR THE MONTH OF JANUARY 2025**

**INTERNET GAMING WIN - CURRENT MONTH**

Line	Type of Game	Borgata Win	BetMGM Win	Party Poker Win	Pala/Stardust Win	Wheel of Fortune Win	Total Win
1	Peer-to-Peer Games	\$ 434,710	\$ 570,885	\$ 240,177	\$ -	\$ -	\$ 1,245,772
2	Other Authorized Games	21,478,387	28,231,479	1,695,858	1,412,374	855,125	53,673,223
3	Total	21,913,097	28,802,364	1,936,035	1,412,374	855,125	54,918,995

**INTERNET GAMING WIN - YEAR TO DATE**

4	Year-to-Date Peer-to-Peer Games Win	\$ 434,710	\$ 570,885	\$ 240,177	\$ -	\$ -	\$ 1,245,772
5	Year-to-Date Other Authorized Games Win	21,478,387	28,231,479	1,695,858	1,412,374	855,125	53,673,223
6	Year-to-Date Total Internet Gaming Win	21,913,097	28,802,364	1,936,035	1,412,374	855,125	54,918,995

# GOLDEN NUGGET ATLANTIC CITY

## MONTHLY INTERNET GAMING GROSS REVENUE REPORT

### FOR THE MONTH OF JANUARY 2025

#### INTERNET GAMING WIN - CURRENT MONTH

Line	Type of Game	Win
1	Peer-to-Peer Games	\$ -
2	Other Authorized Games	70,472,117
3	Total	70,472,117


#### TAX ON INTERNET GAMING GROSS REVENUE

4	Year-to-Date Peer-to-Peer Games Win	\$ -
5	Year-to-Date Other Authorized Games Win	70,472,117
6	Year-to-Date Total Internet Gaming Win	70,472,117
7	Adjustments	(290,720)
8	Year-To-Date Internet Gaming Gross Revenue	70,181,397
9	Year-To-Date 15% Tax on Internet Gaming Gross Revenue	10,527,210
10	Less - Total Tax Paid in Prior Months	-
11	Total Tax Required for this Month (line 9 less line 10)	10,527,210

12	Promotional Gaming Credits Wagered for the Month - Internet	\$ 9,005,433
----	---	--------------

FORM MAY NOT FOOT DUE TO ROUNDING

Under penalties of perjury, I declare that I have examined this report, and to the best of my knowledge and belief, it is true and complete.



Henil Patel

02/07/25

Date

Executive Director, iGaming Compliance/Acct - 010596-11

Title and License Number

**GOLDEN NUGGET ATLANTIC CITY**  
**MONTHLY INTERNET GAMING GROSS REVENUE SKIN DETAIL REPORT**  
**FOR THE MONTH OF JANUARY 2025**

**INTERNET GAMING WIN - CURRENT MONTH**

Line	Type of Game	Golden Nugget Online Gaming Win	FanDuel Win	BetRivers Win	Betway Win	Jackpot City Win	Total Win
1	Peer-to-Peer Games	\$ -	\$ -	\$ -	\$ -	\$ -	\$ -
2	Other Authorized Games	10,545,222	49,737,803	8,144,635	754,597	1,289,860	70,472,117
3	Total	10,545,222	49,737,803	8,144,635	754,597	1,289,860	70,472,117

**INTERNET GAMING WIN - YEAR TO DATE**

4	Year-to-Date Peer-to-Peer Games Win	\$ -	\$ -	\$ -	\$ -	\$ -	\$ -
5	Year-to-Date Other Authorized Games Win	10,545,222	49,737,803	8,144,635	754,597	1,289,860	70,472,117
6	Year-to-Date Total Internet Gaming Win	10,545,222	49,737,803	8,144,635	754,597	1,289,860	70,472,117

# HARD ROCK ATLANTIC CITY

## MONTHLY INTERNET GAMING GROSS REVENUE REPORT

### FOR THE MONTH OF JANUARY 2025

#### INTERNET GAMING WIN - CURRENT MONTH

Line	Type of Game	Win
1	Peer-to-Peer Games	\$ -
2	Other Authorized Games	11,601,929
3	Total	11,601,929

#### TAX ON INTERNET GAMING GROSS REVENUE

4	Year-to-Date Peer-to-Peer Games Win	\$ -
5	Year-to-Date Other Authorized Games Win	11,601,929
6	Year-to-Date Total Internet Gaming Win	<b>11,601,929</b>
7	Adjustments	<b>(665)</b>
8	Year-To-Date Internet Gaming Gross Revenue	<b>11,601,264</b>
9	Year-To-Date 15% Tax on Internet Gaming Gross Revenue	<b>1,740,190</b>
10	Less - Total Tax Paid in Prior Months	-
11	Total Tax Required for this Month (line 9 less line 10)	1,740,190

12	Promotional Gaming Credits Wagered for the Month - Internet	\$ -
----	---	------

FORM MAY NOT FOOT DUE TO ROUNDING

Under penalties of perjury, I declare that I have examined this report, and to the best of my knowledge and belief, it is true and complete.

*Hetal Mistry*

HETAL MISTRY

02/06/25

Date

Casino Controller 10465-11

Title and License Number

**HARD ROCK ATLANTIC CITY**  
**MONTHLY INTERNET GAMING GROSS REVENUE SKIN DETAIL REPORT**  
**FOR THE MONTH OF JANUARY 2025**

**INTERNET GAMING WIN - CURRENT MONTH**

Line	Type of Game	Hard Rock Bet Win	Bet365 Win	Win	Win	Win	Total Win
1	Peer-to-Peer Games	\$ -	\$ -	\$ -	\$ -	\$ -	\$ -
2	Other Authorized Games	12,509,890	(907,961)	-	-	-	11,601,929
3	Total	12,509,890	(907,961)	-	-	-	11,601,929

**INTERNET GAMING WIN - YEAR TO DATE**

4	Year-to-Date Peer-to-Peer Games Win	\$ -	\$ -	\$ -	\$ -	\$ -	\$ -
5	Year-to-Date Other Authorized Games Win	12,509,890	(907,961)	-	-	-	11,601,929
6	Year-to-Date Total Internet Gaming Win	12,509,890	(907,961)	-	-	-	11,601,929



**CAESARS INTERACTIVE ENTERTAINMENT NEW JERSEY  
(AFFILIATE OF HARRAH'S ATLANTIC CITY)  
MONTHLY INTERNET GAMING GROSS REVENUE REPORT  
FOR THE MONTH OF JANUARY 2025**

**INTERNET GAMING WIN - CURRENT MONTH**

Line	Type of Game	Win
1	Peer-to-Peer Games	\$ -
2	Other Authorized Games	1,276,401
3	Total	1,276,401

**TAX ON INTERNET GAMING GROSS REVENUE**

4	Year-to-Date Peer-to-Peer Games Win	\$ -
5	Year-to-Date Other Authorized Games Win	1,276,401
6	Year-to-Date Total Internet Gaming Win	<b>1,276,401</b>
7	Adjustments	-
8	Year-To-Date Internet Gaming Gross Revenue	<b>1,276,401</b>
9	Year-To-Date 15% Tax on Internet Gaming Gross Revenue	<b>191,460</b>
10	Less - Total Tax Paid in Prior Months	-
11	Total Tax Required for this Month (line 9 less line 10)	191,460
12	Promotional Gaming Credits Wagered for the Month - Internet	\$ -

FORM MAY NOT FOOT DUE TO ROUNDING

Under penalties of perjury, I declare that I have examined this report, and to the best of my knowledge and belief, it is true and complete.

*Cheryl Francese*

Cheryl Francese

02/06/25

Date

Vice President of Finance Caesars Digital (#010834-11)

Title and License Number

**CAESARS INTERACTIVE ENTERTAINMENT NEW JERSEY**  
**(AFFILIATE OF HARRAH'S ATLANTIC CITY)**  
**MONTHLY INTERNET GAMING GROSS REVENUE SKIN DETAIL REPORT**  
**FOR THE MONTH OF JANUARY 2025**

**INTERNET GAMING WIN - CURRENT MONTH**

Line	Type of Game	Jackpocket Win	Win	Win	Win	Win	Total Win
1	Peer-to-Peer Games	\$ -	\$ -	\$ -	\$ -	\$ -	\$ -
2	Other Authorized Games	1,276,401	-	-	-	-	1,276,401
3	Total	1,276,401	-	-	-	-	1,276,401

**INTERNET GAMING WIN - YEAR TO DATE**

4	Year-to-Date Peer-to-Peer Games Win	\$ -	\$ -	\$ -	\$ -	\$ -	\$ -
5	Year-to-Date Other Authorized Games Win	1,276,401	-	-	-	-	1,276,401
6	Year-to-Date Total Internet Gaming Win	1,276,401	-	-	-	-	1,276,401

# OCEAN CASINO RESORT

## MONTHLY INTERNET GAMING GROSS REVENUE REPORT

### FOR THE MONTH OF JANUARY 2025

#### INTERNET GAMING WIN - CURRENT MONTH

Line	Type of Game	Win
1	Peer-to-Peer Games	\$ -
2	Other Authorized Games	5,464,432
3	Total	5,464,432

#### TAX ON INTERNET GAMING GROSS REVENUE

4	Year-to-Date Peer-to-Peer Games Win	\$ -
5	Year-to-Date Other Authorized Games Win	5,464,432
6	Year-to-Date Total Internet Gaming Win	<b>5,464,432</b>
7	Adjustments	<b>(6,603)</b>
8	Year-To-Date Internet Gaming Gross Revenue	<b>5,457,829</b>
9	Year-To-Date 15% Tax on Internet Gaming Gross Revenue	<b>818,675</b>
10	Less - Total Tax Paid in Prior Months	-
11	Total Tax Required for this Month (line 9 less line 10)	818,675
12	Promotional Gaming Credits Wagered for the Month - Internet	\$ -

FORM MAY NOT FOOT DUE TO ROUNDING

Under penalties of perjury, I declare that I have examined this report, and to the best of my knowledge and belief, it is true and complete.



Frank Pollock

02/05/25

Date

Casino Accounting Controller 9869-11

Title and License Number

**OCEAN CASINO RESORT**  
**MONTHLY INTERNET GAMING GROSS REVENUE SKIN DETAIL REPORT**  
**FOR THE MONTH OF JANUARY 2025**

**INTERNET GAMING WIN - CURRENT MONTH**

Line	Type of Game	OCEAN Win	PARX Win	PLAYSTAR Win	Win	Win	Total Win
1	Peer-to-Peer Games	\$ -	\$ -	\$ -	\$ -	\$ -	\$ -
2	Other Authorized Games	2,137,257	918,819	2,408,356	-	-	5,464,432
3	Total	2,137,257	918,819	2,408,356	-	-	5,464,432

**INTERNET GAMING WIN - YEAR TO DATE**

4	Year-to-Date Peer-to-Peer Games Win	\$ -	\$ -	\$ -	\$ -	\$ -	\$ -
5	Year-to-Date Other Authorized Games Win	2,137,257	918,819	2,408,356	-	-	5,464,432
6	Year-to-Date Total Internet Gaming Win	2,137,257	918,819	2,408,356	-	-	5,464,432

**RESORTS CASINO HOTEL (DGMB CASINO, LLC.)**  
**MONTHLY INTERNET GAMING GROSS REVENUE REPORT**  
**FOR THE MONTH OF JANUARY 2025**

**INTERNET GAMING WIN - CURRENT MONTH**

Line	Type of Game	Win
1	Peer-to-Peer Games	\$ 750,919
2	Other Authorized Games	49,384,322
3	Total	50,135,241

**TAX ON INTERNET GAMING GROSS REVENUE**

4	Year-to-Date Peer-to-Peer Games Win	\$ 750,919
5	Year-to-Date Other Authorized Games Win	49,384,322
6	Year-to-Date Total Internet Gaming Win	<b>50,135,241</b>
7	Adjustments	<b>(18,445)</b>
8	Year-To-Date Internet Gaming Gross Revenue	<b>50,116,796</b>
9	Year-To-Date 15% Tax on Internet Gaming Gross Revenue	<b>7,517,519</b>
10	Less - Total Tax Paid in Prior Months	-
11	Total Tax Required for this Month (line 9 less line 10)	7,517,519

12	Promotional Gaming Credits Wagered for the Month - Internet	\$ 6,664,379
----	---	--------------

FORM MAY NOT FOOT DUE TO ROUNDING

Under penalties of perjury, I declare that I have examined this report, and to the best of my knowledge and belief, it is true and complete.



Chris Renna

02/07/25

Date

DIRECTOR OF INTERNET GAMING/IGM 010987-11

Title and License Number

**RESORTS CASINO HOTEL (DGMB CASINO, LLC.)**  
**MONTHLY INTERNET GAMING GROSS REVENUE SKIN DETAIL REPORT**  
**FOR THE MONTH OF JANUARY 2025**

**INTERNET GAMING WIN - CURRENT MONTH**

Line	Type of Game	Resorts Casino Win	Mohegan Sun Win	PokerStars Win	DraftKings Win	ESPNbet Win	Total Win
1	Peer-to-Peer Games	\$ -	\$ -	\$ 750,919	\$ -	\$ -	\$ 750,919
2	Other Authorized Games	1,740,602	913,436	340,510	44,065,506	2,324,268	49,384,322
3	Total	1,740,602	913,436	1,091,429	44,065,506	2,324,268	50,135,241

**INTERNET GAMING WIN - YEAR TO DATE**

4	Year-to-Date Peer-to-Peer Games Win	\$ -	\$ -	\$ 750,919	\$ -	\$ -	\$ 750,919
5	Year-to-Date Other Authorized Games Win	1,740,602	913,436	340,510	44,065,506	2,324,268	49,384,322
6	Year-to-Date Total Internet Gaming Win	1,740,602	913,436	1,091,429	44,065,506	2,324,268	50,135,241

**CAESARS INTERACTIVE ENTERTAINMENT NEW JERSEY  
(AFFILIATE OF TROPICANA CASINO AND RESORT)  
MONTHLY INTERNET GAMING GROSS REVENUE REPORT  
FOR THE MONTH OF JANUARY 2025**

**INTERNET GAMING WIN - CURRENT MONTH**

Line	Type of Game	Win
1	Peer-to-Peer Games	\$ 693,126
2	Other Authorized Games	18,796,939
3	Total	19,490,065

**TAX ON INTERNET GAMING GROSS REVENUE**

4	Year-to-Date Peer-to-Peer Games Win	\$ 693,126
5	Year-to-Date Other Authorized Games Win	18,796,939
6	Year-to-Date Total Internet Gaming Win	<b>19,490,065</b>
7	Adjustments	<b>(87,045)</b>
8	Year-To-Date Internet Gaming Gross Revenue	<b>19,403,020</b>
9	Year-To-Date 15% Tax on Internet Gaming Gross Revenue	<b>2,910,454</b>
10	Less - Total Tax Paid in Prior Months	-
11	Total Tax Required for this Month (line 9 less line 10)	2,910,454
12	Promotional Gaming Credits Wagered for the Month - Internet	\$ -

FORM MAY NOT FOOT DUE TO ROUNDING

Under penalties of perjury, I declare that I have examined this report, and to the best of my knowledge and belief, it is true and complete.

*Cheryl Francese*

Cheryl Francese

02/07/25

Date

Vice President of Finance Caesars Digital (#010834-11)

Title and License Number

**CAESARS INTERACTIVE ENTERTAINMENT NEW JERSEY  
(AFFILIATE OF TROPICANA CASINO AND RESORT)  
MONTHLY INTERNET GAMING GROSS REVENUE SKIN DETAIL REPORT  
FOR THE MONTH OF JANUARY 2025**

**INTERNET GAMING WIN - CURRENT MONTH**

Line	Type of Game	Caesars Palace Win	Tropicana Casino Win	Harrah's Casino Win	WSOP Win	Win	Total Win
1	Peer-to-Peer Games	\$ -	\$ -	\$ -	\$ 693,126	\$ -	\$ 693,126
2	Other Authorized Games	14,782,385	2,717,250	939,561	357,743	-	18,796,939
3	Total	14,782,385	2,717,250	939,561	1,050,869	-	19,490,065

**INTERNET GAMING WIN - YEAR TO DATE**

4	Year-to-Date Peer-to-Peer Games Win	\$ -	\$ -	\$ -	\$ 693,126	\$ -	\$ 693,126
5	Year-to-Date Other Authorized Games Win	14,782,385	2,717,250	939,561	357,743	-	18,796,939
6	Year-to-Date Total Internet Gaming Win	14,782,385	2,717,250	939,561	1,050,869	-	19,490,065