

BALLY'S ATLANTIC CITY

MONTHLY INTERNET GAMING GROSS REVENUE REPORT

FOR THE MONTH OF MARCH 2025

INTERNET GAMING WIN - CURRENT MONTH

Line	Type of Game	Win
1	Peer-to-Peer Games	\$ -
2	Other Authorized Games	12,304,711
3	Total	12,304,711

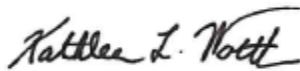
TAX ON INTERNET GAMING GROSS REVENUE

4	Year-to-Date Peer-to-Peer Games Win	\$ -
5	Year-to-Date Other Authorized Games Win	31,044,385
6	Year-to-Date Total Internet Gaming Win	31,044,385
7	Adjustments	74,325
8	Year-To-Date Internet Gaming Gross Revenue	31,118,710
9	Year-To-Date 15% Tax on Internet Gaming Gross Revenue	4,667,806
10	Less - Total Tax Paid in Prior Months	2,810,951
11	Total Tax Required for this Month (line 9 less line 10)	1,856,855

12	Promotional Gaming Credits Wagered for the Month - Internet	\$ -
----	---	------

FORM MAY NOT FOOT DUE TO ROUNDING

Under penalties of perjury, I declare that I have examined this report, and to the best of my knowledge and belief, it is true and complete.



Kathleen Worth

04/08/25

Date

Operation Controller (6896-11)

Title and License Number

BALLY'S ATLANTIC CITY
MONTHLY INTERNET GAMING GROSS REVENUE SKIN DETAIL REPORT
FOR THE MONTH OF MARCH 2025

INTERNET GAMING WIN - CURRENT MONTH

Line	Type of Game	Bally Bet Win	Monopoly Win	BetFanatics Win	Win	Win	Total Win
1	Peer-to-Peer Games	\$ -	\$ -	\$ -	\$ -	\$ -	\$ -
2	Other Authorized Games	5,810,046	1,188,735	5,305,930	-	-	12,304,711
3	Total	5,810,046	1,188,735	5,305,930	-	-	12,304,711

INTERNET GAMING WIN - YEAR TO DATE

4	Year-to-Date Peer-to-Peer Games Win	\$ -	\$ -	\$ -	\$ -	\$ -	\$ -
5	Year-to-Date Other Authorized Games Win	14,102,547	3,593,812	13,348,026	-	-	31,044,385
6	Year-to-Date Total Internet Gaming Win	14,102,547	3,593,812	13,348,026	-	-	31,044,385

BORGATA HOTEL CASINO & SPA

MONTHLY INTERNET GAMING GROSS REVENUE REPORT

FOR THE MONTH OF MARCH 2025

INTERNET GAMING WIN - CURRENT MONTH


Line	Type of Game	Win
1	Peer-to-Peer Games	\$ 1,070,452
2	Other Authorized Games	57,055,697
3	Total	58,126,149

TAX ON INTERNET GAMING GROSS REVENUE

4	Year-to-Date Peer-to-Peer Games Win	\$ 3,350,132
5	Year-to-Date Other Authorized Games Win	161,161,607
6	Year-to-Date Total Internet Gaming Win	164,511,739
7	Adjustments	(1,383,964)
8	Year-To-Date Internet Gaming Gross Revenue	163,127,775
9	Year-To-Date 15% Tax on Internet Gaming Gross Revenue	24,469,166
10	Less - Total Tax Paid in Prior Months	15,791,528
11	Total Tax Required for this Month (line 9 less line 10)	8,677,638
12	Promotional Gaming Credits Wagered for the Month - Internet	\$ 3,351,886

FORM MAY NOT FOOT DUE TO ROUNDING

Under penalties of perjury, I declare that I have examined this report, and to the best of my knowledge and belief, it is true and complete.



Noelle McManus

04/04/25

Date

Casino Controller 9751-11

Title and License Number

BORGATA HOTEL CASINO & SPA
MONTHLY INTERNET GAMING GROSS REVENUE SKIN DETAIL REPORT
FOR THE MONTH OF MARCH 2025

INTERNET GAMING WIN - CURRENT MONTH

Line	Type of Game	Borgata Win	BetMGM Win	Party Poker Win	Pala/Stardust Win	Wheel of Fortune Win	Total Win
1	Peer-to-Peer Games	\$ 405,839	\$ 468,676	\$ 195,937	\$ -	\$ -	\$ 1,070,452
2	Other Authorized Games	22,015,258	31,139,962	1,692,216	1,429,891	778,370	57,055,697
3	Total	22,421,097	31,608,638	1,888,153	1,429,891	778,370	58,126,149

INTERNET GAMING WIN - YEAR TO DATE

4	Year-to-Date Peer-to-Peer Games Win	\$ 1,233,533	\$ 1,486,634	\$ 629,965	\$ -	\$ -	\$ 3,350,132
5	Year-to-Date Other Authorized Games Win	63,120,686	87,133,574	4,858,792	3,790,252	2,258,303	161,161,607
6	Year-to-Date Total Internet Gaming Win	64,354,219	88,620,208	5,488,757	3,790,252	2,258,303	164,511,739

GOLDEN NUGGET ATLANTIC CITY

MONTHLY INTERNET GAMING GROSS REVENUE REPORT

FOR THE MONTH OF MARCH 2025

INTERNET GAMING WIN - CURRENT MONTH


Line	Type of Game	Win
1	Peer-to-Peer Games	\$ -
2	Other Authorized Games	74,458,251
3	Total	74,458,251

TAX ON INTERNET GAMING GROSS REVENUE

4	Year-to-Date Peer-to-Peer Games Win	\$ -
5	Year-to-Date Other Authorized Games Win	205,035,519
6	Year-to-Date Total Internet Gaming Win	205,035,519
7	Adjustments	(997,517)
8	Year-To-Date Internet Gaming Gross Revenue	204,038,002
9	Year-To-Date 15% Tax on Internet Gaming Gross Revenue	30,605,700
10	Less - Total Tax Paid in Prior Months	19,491,318
11	Total Tax Required for this Month (line 9 less line 10)	11,114,382
12	Promotional Gaming Credits Wagered for the Month - Internet	\$ 9,592,056

FORM MAY NOT FOOT DUE TO ROUNDING

Under penalties of perjury, I declare that I have examined this report, and to the best of my knowledge and belief, it is true and complete.



Henil Patel

04/07/25

Date

Executive Director, iGaming Compliance/Acct - 010596-11

Title and License Number

GOLDEN NUGGET ATLANTIC CITY
MONTHLY INTERNET GAMING GROSS REVENUE SKIN DETAIL REPORT
FOR THE MONTH OF MARCH 2025

INTERNET GAMING WIN - CURRENT MONTH

Line	Type of Game	Golden Nugget Online Gaming Win	FanDuel Win	BetRivers Win	Spin Palace Win	Jackpot City Win	Total Win
1	Peer-to-Peer Games	\$ -	\$ -	\$ -	\$ -	\$ -	\$ -
2	Other Authorized Games	11,964,893	52,250,884	8,299,477	744,361	1,198,636	74,458,251
3	Total	11,964,893	52,250,884	8,299,477	744,361	1,198,636	74,458,251

INTERNET GAMING WIN - YEAR TO DATE

4	Year-to-Date Peer-to-Peer Games Win	\$ -	\$ -	\$ -	\$ -	\$ -	\$ -
5	Year-to-Date Other Authorized Games Win	29,546,070	146,076,709	23,338,853	2,195,264	3,878,623	205,035,519
6	Year-to-Date Total Internet Gaming Win	29,546,070	146,076,709	23,338,853	2,195,264	3,878,623	205,035,519

HARD ROCK ATLANTIC CITY

MONTHLY INTERNET GAMING GROSS REVENUE REPORT

FOR THE MONTH OF MARCH 2025

INTERNET GAMING WIN - CURRENT MONTH

Line	Type of Game	Win
1	Peer-to-Peer Games	\$ -
2	Other Authorized Games	14,296,354
3	Total	14,296,354

TAX ON INTERNET GAMING GROSS REVENUE

4	Year-to-Date Peer-to-Peer Games Win	\$ -
5	Year-to-Date Other Authorized Games Win	37,807,546
6	Year-to-Date Total Internet Gaming Win	37,807,546
7	Adjustments	(3,325)
8	Year-To-Date Internet Gaming Gross Revenue	37,804,221
9	Year-To-Date 15% Tax on Internet Gaming Gross Revenue	5,670,633
10	Less - Total Tax Paid in Prior Months	3,526,380
11	Total Tax Required for this Month (line 9 less line 10)	2,144,253
12	Promotional Gaming Credits Wagered for the Month - Internet	\$ -

FORM MAY NOT FOOT DUE TO ROUNDING

Under penalties of perjury, I declare that I have examined this report, and to the best of my knowledge and belief, it is true and complete.

Hetal Mistry

HETAL MISTRY

04/07/25

Date

Casino Controller 10465-11

Title and License Number

HARD ROCK ATLANTIC CITY
MONTHLY INTERNET GAMING GROSS REVENUE SKIN DETAIL REPORT
FOR THE MONTH OF MARCH 2025

INTERNET GAMING WIN - CURRENT MONTH

Line	Type of Game	Hard Rock Bet Win	Bet365 Win	Win	Win	Win	Total Win
1	Peer-to-Peer Games	\$ -	\$ -	\$ -	\$ -	\$ -	\$ -
2	Other Authorized Games	11,833,321	2,463,033	-	-	-	14,296,354
3	Total	11,833,321	2,463,033	-	-	-	14,296,354

INTERNET GAMING WIN - YEAR TO DATE

4	Year-to-Date Peer-to-Peer Games Win	\$ -	\$ -	\$ -	\$ -	\$ -	\$ -
5	Year-to-Date Other Authorized Games Win	34,318,281	3,489,265	-	-	-	37,807,546
6	Year-to-Date Total Internet Gaming Win	34,318,281	3,489,265	-	-	-	37,807,546

**CAESARS INTERACTIVE ENTERTAINMENT NEW JERSEY
(AFFILIATE OF HARRAH'S ATLANTIC CITY)
MONTHLY INTERNET GAMING GROSS REVENUE REPORT
FOR THE MONTH OF MARCH 2025**

INTERNET GAMING WIN - CURRENT MONTH

Line	Type of Game	Win
1	Peer-to-Peer Games	\$ -
2	Other Authorized Games	3,154,697
3	Total	3,154,697

TAX ON INTERNET GAMING GROSS REVENUE

4	Year-to-Date Peer-to-Peer Games Win	\$ -
5	Year-to-Date Other Authorized Games Win	5,445,974
6	Year-to-Date Total Internet Gaming Win	5,445,974
7	Adjustments	18,184
8	Year-To-Date Internet Gaming Gross Revenue	5,464,158
9	Year-To-Date 15% Tax on Internet Gaming Gross Revenue	819,624
10	Less - Total Tax Paid in Prior Months	343,692
11	Total Tax Required for this Month (line 9 less line 10)	475,932
12	Promotional Gaming Credits Wagered for the Month - Internet	\$ -

FORM MAY NOT FOOT DUE TO ROUNDING

Under penalties of perjury, I declare that I have examined this report, and to the best of my knowledge and belief, it is true and complete.

Cheryl Francese

Cheryl Francese

04/09/25

Date

Vice President of Finance Caesars Digital (#010834-11)

Title and License Number

**CAESARS INTERACTIVE ENTERTAINMENT NEW JERSEY
(AFFILIATE OF HARRAH'S ATLANTIC CITY)
MONTHLY INTERNET GAMING GROSS REVENUE SKIN DETAIL REPORT
FOR THE MONTH OF MARCH 2025**

INTERNET GAMING WIN - CURRENT MONTH

Line	Type of Game	Jackpocket Win	BETPARX Win	Win	Win	Win	Total Win
1	Peer-to-Peer Games	\$ -	\$ -	\$ -	\$ -	\$ -	\$ -
2	Other Authorized Games	1,457,286	1,697,411	-	-	-	3,154,697
3	Total	1,457,286	1,697,411	-	-	-	3,154,697

INTERNET GAMING WIN - YEAR TO DATE

4	Year-to-Date Peer-to-Peer Games Win	\$ -	\$ -	\$ -	\$ -	\$ -	\$ -
5	Year-to-Date Other Authorized Games Win	3,748,563	1,697,411	-	-	-	5,445,974
6	Year-to-Date Total Internet Gaming Win	3,748,563	1,697,411	-	-	-	5,445,974

OCEAN CASINO RESORT

MONTHLY INTERNET GAMING GROSS REVENUE REPORT

FOR THE MONTH OF MARCH 2025

INTERNET GAMING WIN - CURRENT MONTH

Line	Type of Game	Win
1	Peer-to-Peer Games	\$ -
2	Other Authorized Games	4,623,602
3	Total	4,623,602

TAX ON INTERNET GAMING GROSS REVENUE

4	Year-to-Date Peer-to-Peer Games Win	\$ -
5	Year-to-Date Other Authorized Games Win	16,249,768
6	Year-to-Date Total Internet Gaming Win	16,249,768
7	Adjustments	(28,311)
8	Year-To-Date Internet Gaming Gross Revenue	16,221,457
9	Year-To-Date 15% Tax on Internet Gaming Gross Revenue	2,433,218
10	Less - Total Tax Paid in Prior Months	1,742,550
11	Total Tax Required for this Month (line 9 less line 10)	690,668

12	Promotional Gaming Credits Wagered for the Month - Internet	\$ 68,558
----	---	-----------

FORM MAY NOT FOOT DUE TO ROUNDING

Under penalties of perjury, I declare that I have examined this report, and to the best of my knowledge and belief, it is true and complete.



Frank Pollock

04/06/25

Date

Casino Accounting Controller 9869-11

Title and License Number

OCEAN CASINO RESORT
MONTHLY INTERNET GAMING GROSS REVENUE SKIN DETAIL REPORT
FOR THE MONTH OF MARCH 2025

INTERNET GAMING WIN - CURRENT MONTH

Line	Type of Game	OCEAN Win	PARX Win	PLAYSTAR Win	Win	Win	Total Win
1	Peer-to-Peer Games	\$ -	\$ -	\$ -	\$ -	\$ -	\$ -
2	Other Authorized Games	1,982,606	-	2,640,996	-	-	4,623,602
3	Total	1,982,606	-	2,640,996	-	-	4,623,602

INTERNET GAMING WIN - YEAR TO DATE

4	Year-to-Date Peer-to-Peer Games Win	\$ -	\$ -	\$ -	\$ -	\$ -	\$ -
5	Year-to-Date Other Authorized Games Win	5,920,027	2,394,204	7,935,537	-	-	16,249,768
6	Year-to-Date Total Internet Gaming Win	5,920,027	2,394,204	7,935,537	-	-	16,249,768

RESORTS CASINO HOTEL (DGMB CASINO, LLC.)

MONTHLY INTERNET GAMING GROSS REVENUE REPORT

FOR THE MONTH OF MARCH 2025

INTERNET GAMING WIN - CURRENT MONTH

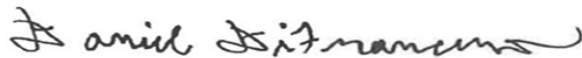
Line	Type of Game	Win
1	Peer-to-Peer Games	\$ 730,351
2	Other Authorized Games	55,743,321
3	Total	56,473,672

TAX ON INTERNET GAMING GROSS REVENUE

4	Year-to-Date Peer-to-Peer Games Win	\$ 2,131,569
5	Year-to-Date Other Authorized Games Win	153,314,179
6	Year-to-Date Total Internet Gaming Win	155,445,748
7	Adjustments	(169,684)
8	Year-To-Date Internet Gaming Gross Revenue	155,276,064
9	Year-To-Date 15% Tax on Internet Gaming Gross Revenue	23,291,410
10	Less - Total Tax Paid in Prior Months	14,834,552
11	Total Tax Required for this Month (line 9 less line 10)	8,456,858
12	Promotional Gaming Credits Wagered for the Month - Internet	\$ 6,863,425

FORM MAY NOT FOOT DUE TO ROUNDING

Under penalties of perjury, I declare that I have examined this report, and to the best of my knowledge and belief, it is true and complete.



Daniel DiFrancesco

04/09/25

Date

Internet Gaming Manager 011057-11

Title and License Number

RESORTS CASINO HOTEL (DGMB CASINO, LLC.)
MONTHLY INTERNET GAMING GROSS REVENUE SKIN DETAIL REPORT
FOR THE MONTH OF MARCH 2025

INTERNET GAMING WIN - CURRENT MONTH

Line	Type of Game	Resorts Casino Win	Mohegan Sun Win	PokerStars Win	DraftKings Win	ESPNbet Win	Total Win
1	Peer-to-Peer Games	\$ -	\$ -	\$ 694,322	\$ 36,029	\$ -	\$ 730,351
2	Other Authorized Games	1,803,262	1,181,006	447,187	49,518,371	2,793,495	55,743,321
3	Total	1,803,262	1,181,006	1,141,509	49,554,400	2,793,495	56,473,672

INTERNET GAMING WIN - YEAR TO DATE

4	Year-to-Date Peer-to-Peer Games Win	\$ -	\$ -	\$ 2,095,540	\$ 36,029	\$ -	\$ 2,131,569
5	Year-to-Date Other Authorized Games Win	5,359,334	2,832,924	1,068,335	136,657,265	7,396,321	153,314,179
6	Year-to-Date Total Internet Gaming Win	5,359,334	2,832,924	3,163,875	136,693,294	7,396,321	155,445,748

**CAESARS INTERACTIVE ENTERTAINMENT NEW JERSEY
(AFFILIATE OF TROPICANA CASINO AND RESORT)
MONTHLY INTERNET GAMING GROSS REVENUE REPORT
FOR THE MONTH OF MARCH 2025**

INTERNET GAMING WIN - CURRENT MONTH

Line	Type of Game	Win
1	Peer-to-Peer Games	\$ 768,154
2	Other Authorized Games	19,683,394
3	Total	20,451,548

TAX ON INTERNET GAMING GROSS REVENUE

4	Year-to-Date Peer-to-Peer Games Win	\$ 2,128,632
5	Year-to-Date Other Authorized Games Win	55,599,771
6	Year-to-Date Total Internet Gaming Win	57,728,403
7	Adjustments	(135,264)
8	Year-To-Date Internet Gaming Gross Revenue	57,593,139
9	Year-To-Date 15% Tax on Internet Gaming Gross Revenue	8,638,971
10	Less - Total Tax Paid in Prior Months	5,580,140
11	Total Tax Required for this Month (line 9 less line 10)	3,058,831
12	Promotional Gaming Credits Wagered for the Month - Internet	\$ -

FORM MAY NOT FOOT DUE TO ROUNDING

Under penalties of perjury, I declare that I have examined this report, and to the best of my knowledge and belief, it is true and complete.

Cheryl Francese

Cheryl Francese

04/09/25

Date

Vice President of Finance Caesars Digital (#010834-11)

Title and License Number

**CAESARS INTERACTIVE ENTERTAINMENT NEW JERSEY
(AFFILIATE OF TROPICANA CASINO AND RESORT)
MONTHLY INTERNET GAMING GROSS REVENUE SKIN DETAIL REPORT
FOR THE MONTH OF MARCH 2025**

INTERNET GAMING WIN - CURRENT MONTH

Line	Type of Game	Caesars Palace Win	Tropicana Casino Win	Harrah's Casino Win	WSOP Win	Win	Total Win
1	Peer-to-Peer Games	\$ -	\$ -	\$ -	\$ 768,154	\$ -	\$ 768,154
2	Other Authorized Games	15,712,737	2,485,252	1,025,028	460,377	-	19,683,394
3	Total	15,712,737	2,485,252	1,025,028	1,228,531	-	20,451,548

INTERNET GAMING WIN - YEAR TO DATE

4	Year-to-Date Peer-to-Peer Games Win	\$ -	\$ -	\$ -	\$ 2,128,632	\$ -	\$ 2,128,632
5	Year-to-Date Other Authorized Games Win	44,460,011	7,266,876	2,756,147	1,116,737	-	55,599,771
6	Year-to-Date Total Internet Gaming Win	44,460,011	7,266,876	2,756,147	3,245,369	-	57,728,403