

BALLY'S ATLANTIC CITY
MONTHLY INTERNET GAMING GROSS REVENUE REPORT
FOR THE MONTH OF MAY 2025

INTERNET GAMING WIN - CURRENT MONTH

Line	Type of Game	Win
1	Peer-to-Peer Games	\$ -
2	Other Authorized Games	13,571,688
3	Total	13,571,688

TAX ON INTERNET GAMING GROSS REVENUE

4	Year-to-Date Peer-to-Peer Games Win	\$ -
5	Year-to-Date Other Authorized Games Win	58,617,885
6	Year-to-Date Total Internet Gaming Win	58,617,885
7	Adjustments	109,955
8	Year-To-Date Internet Gaming Gross Revenue	58,727,840
9	Year-To-Date 15% Tax on Internet Gaming Gross Revenue	8,809,176
10	Less - Total Tax Paid in Prior Months	6,773,383
11	Total Tax Required for this Month (line 9 less line 10)	2,035,793
12	Promotional Gaming Credits Wagered for the Month - Internet	\$ -

FORM MAY NOT FOOT DUE TO ROUNDING

Under penalties of perjury, I declare that I have examined this report, and to the best of my knowledge and belief, it is true and complete.

Kathleen L. Worth

Kathleen Worth

06/06/25

Date

Title and License Number

BALLY'S ATLANTIC CITY
MONTHLY INTERNET GAMING GROSS REVENUE SKIN DETAIL REPORT
FOR THE MONTH OF MAY 2025

INTERNET GAMING WIN - CURRENT MONTH

Line	Type of Game	Bally Bet Win	Monopoly Win	BetFanatics Win	Win	Win	Total Win
1	Peer-to-Peer Games	\$ -	\$ -	\$ -	\$ -	\$ -	\$ -
2	Other Authorized Games	5,809,421	1,523,682	6,238,585	-	-	13,571,688
3	Total	5,809,421	1,523,682	6,238,585	-	-	13,571,688

INTERNET GAMING WIN - YEAR TO DATE

4	Year-to-Date Peer-to-Peer Games Win	\$ -	\$ -	\$ -	\$ -	\$ -	\$ -
5	Year-to-Date Other Authorized Games Win	25,204,173	6,470,101	26,943,611	-	-	58,617,885
6	Year-to-Date Total Internet Gaming Win	25,204,173	6,470,101	26,943,611	-	-	58,617,885

BORGATA HOTEL CASINO & SPA
MONTHLY INTERNET GAMING GROSS REVENUE REPORT
FOR THE MONTH OF MAY 2025

INTERNET GAMING WIN - CURRENT MONTH

Line	Type of Game	Win
1	Peer-to-Peer Games	\$ 1,283,314
2	Other Authorized Games	55,770,610
3	Total	57,053,924

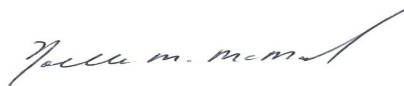
TAX ON INTERNET GAMING GROSS REVENUE

4	Year-to-Date Peer-to-Peer Games Win	\$ 5,665,202
5	Year-to-Date Other Authorized Games Win	270,103,316
6	Year-to-Date Total Internet Gaming Win	275,768,518
7	Adjustments	(1,238,501)
8	Year-To-Date Internet Gaming Gross Revenue	274,530,017
9	Year-To-Date 15% Tax on Internet Gaming Gross Revenue	41,179,503
10	Less - Total Tax Paid in Prior Months	32,604,108
11	Total Tax Required for this Month (line 9 less line 10)	8,575,395

12	Promotional Gaming Credits Wagered for the Month - Internet	\$ 3,983,444
----	---	--------------

FORM MAY NOT FOOT DUE TO ROUNDING

Under penalties of perjury, I declare that I have examined this report, and to the best of my knowledge and belief, it is true and complete.



Noelle McManus

06/09/25

Date

Casino Controller 9751-11

Title and License Number

BORGATA HOTEL CASINO & SPA
MONTHLY INTERNET GAMING GROSS REVENUE SKIN DETAIL REPORT
FOR THE MONTH OF MAY 2025

INTERNET GAMING WIN - CURRENT MONTH

Line	Type of Game	Borgata Win	BetMGM Win	Party Poker Win	Pala/Stardust Win	Wheel of Fortune Win	Total Win
1	Peer-to-Peer Games	\$ 514,505	\$ 569,994	\$ 198,815	\$ -	\$ -	\$ 1,283,314
2	Other Authorized Games	20,241,146	31,936,475	1,588,874	1,346,901	657,214	55,770,610
3	Total	20,755,651	32,506,469	1,787,689	1,346,901	657,214	57,053,924

INTERNET GAMING WIN - YEAR TO DATE

4	Year-to-Date Peer-to-Peer Games Win	\$ 2,158,148	\$ 2,495,514	\$ 1,011,540	\$ -	\$ -	\$ 5,665,202
5	Year-to-Date Other Authorized Games Win	103,712,803	148,277,761	7,960,841	6,479,577	3,672,334	270,103,316
6	Year-to-Date Total Internet Gaming Win	105,870,951	150,773,275	8,972,381	6,479,577	3,672,334	275,768,518

GOLDEN NUGGET ATLANTIC CITY

MONTHLY INTERNET GAMING GROSS REVENUE REPORT

FOR THE MONTH OF MAY 2025

INTERNET GAMING WIN - CURRENT MONTH


Line	Type of Game	Win
1	Peer-to-Peer Games	\$ -
2	Other Authorized Games	75,635,041
3	Total	75,635,041

TAX ON INTERNET GAMING GROSS REVENUE

4	Year-to-Date Peer-to-Peer Games Win	\$ -
5	Year-to-Date Other Authorized Games Win	352,967,902
6	Year-to-Date Total Internet Gaming Win	352,967,902
7	Adjustments	(922,753)
8	Year-To-Date Internet Gaming Gross Revenue	352,045,149
9	Year-To-Date 15% Tax on Internet Gaming Gross Revenue	52,806,773
10	Less - Total Tax Paid in Prior Months	41,455,870
11	Total Tax Required for this Month (line 9 less line 10)	11,350,903
12	Promotional Gaming Credits Wagered for the Month - Internet	\$ 10,422,142

FORM MAY NOT FOOT DUE TO ROUNDING

Under penalties of perjury, I declare that I have examined this report, and to the best of my knowledge and belief, it is true and complete.



Henil Patel

06/09/25

Date

Executive Director, iGaming Compliance/Acct - 010596-11

Title and License Number

GOLDEN NUGGET ATLANTIC CITY
MONTHLY INTERNET GAMING GROSS REVENUE SKIN DETAIL REPORT
FOR THE MONTH OF MAY 2025

INTERNET GAMING WIN - CURRENT MONTH

Line	Type of Game	Golden Nugget Online Gaming Win	FanDuel Win	BetRivers Win	Spin Palace Win	Jackpot City Win	Total Win
1	Peer-to-Peer Games	\$ -	\$ -	\$ -	\$ -	\$ -	\$ -
2	Other Authorized Games	10,698,284	54,448,158	8,059,625	632,861	1,796,113	75,635,041
3	Total	10,698,284	54,448,158	8,059,625	632,861	1,796,113	75,635,041

INTERNET GAMING WIN - YEAR TO DATE

4	Year-to-Date Peer-to-Peer Games Win	\$ -	\$ -	\$ -	\$ -	\$ -	\$ -
5	Year-to-Date Other Authorized Games Win	50,209,597	253,377,953	39,018,033	3,496,217	6,866,102	352,967,902
6	Year-to-Date Total Internet Gaming Win	50,209,597	253,377,953	39,018,033	3,496,217	6,866,102	352,967,902

HARD ROCK ATLANTIC CITY

MONTHLY INTERNET GAMING GROSS REVENUE REPORT

FOR THE MONTH OF MAY 2025

INTERNET GAMING WIN - CURRENT MONTH

Line	Type of Game	Win
1	Peer-to-Peer Games	\$ -
2	Other Authorized Games	15,196,608
3	Total	15,196,608

TAX ON INTERNET GAMING GROSS REVENUE

4	Year-to-Date Peer-to-Peer Games Win	\$ -
5	Year-to-Date Other Authorized Games Win	66,854,356
6	Year-to-Date Total Internet Gaming Win	66,854,356
7	Adjustments	(3,869)
8	Year-To-Date Internet Gaming Gross Revenue	66,850,487
9	Year-To-Date 15% Tax on Internet Gaming Gross Revenue	10,027,573
10	Less - Total Tax Paid in Prior Months	7,748,082
11	Total Tax Required for this Month (line 9 less line 10)	2,279,491

12	Promotional Gaming Credits Wagered for the Month - Internet	\$ -
----	---	------

FORM MAY NOT FOOT DUE TO ROUNDING

Under penalties of perjury, I declare that I have examined this report, and to the best of my knowledge and belief, it is true and complete.

Hetal Mistry

HETAL MISTRY

06/06/25

Date

Casino Controller 10465-11

Title and License Number

HARD ROCK ATLANTIC CITY
MONTHLY INTERNET GAMING GROSS REVENUE SKIN DETAIL REPORT
FOR THE MONTH OF MAY 2025

INTERNET GAMING WIN - CURRENT MONTH

Line	Type of Game	Hard Rock Bet Win	Bet365 Win	Win	Win	Win	Total Win
1	Peer-to-Peer Games	\$ -	\$ -	\$ -	\$ -	\$ -	\$ -
2	Other Authorized Games	13,102,951	2,093,657	-	-	-	15,196,608
3	Total	13,102,951	2,093,657	-	-	-	15,196,608

INTERNET GAMING WIN - YEAR TO DATE

4	Year-to-Date Peer-to-Peer Games Win	\$ -	\$ -	\$ -	\$ -	\$ -	\$ -
5	Year-to-Date Other Authorized Games Win	58,963,615	7,890,741	-	-	-	66,854,356
6	Year-to-Date Total Internet Gaming Win	58,963,615	7,890,741	-	-	-	66,854,356

**CAESARS INTERACTIVE ENTERTAINMENT NEW JERSEY
(AFFILIATE OF HARRAH'S ATLANTIC CITY)
MONTHLY INTERNET GAMING GROSS REVENUE REPORT
FOR THE MONTH OF MAY 2025**

INTERNET GAMING WIN - CURRENT MONTH

Line	Type of Game	Win
1	Peer-to-Peer Games	\$ -
2	Other Authorized Games	3,290,845
3	Total	3,290,845

TAX ON INTERNET GAMING GROSS REVENUE

4	Year-to-Date Peer-to-Peer Games Win	\$ -
5	Year-to-Date Other Authorized Games Win	11,346,372
6	Year-to-Date Total Internet Gaming Win	11,346,372
7	Adjustments	41,198
8	Year-To-Date Internet Gaming Gross Revenue	11,387,570
9	Year-To-Date 15% Tax on Internet Gaming Gross Revenue	1,708,136
10	Less - Total Tax Paid in Prior Months	1,213,057
11	Total Tax Required for this Month (line 9 less line 10)	495,079
12	Promotional Gaming Credits Wagered for the Month - Internet	\$ -

FORM MAY NOT FOOT DUE TO ROUNDING

Under penalties of perjury, I declare that I have examined this report, and to the best of my knowledge and belief, it is true and complete.

Cheryl Francese

Cheryl Francese

06/09/25

Date

Vice President of Finance Caesars Digital (#010834-11)

Title and License Number

**CAESARS INTERACTIVE ENTERTAINMENT NEW JERSEY
(AFFILIATE OF HARRAH'S ATLANTIC CITY)
MONTHLY INTERNET GAMING GROSS REVENUE SKIN DETAIL REPORT
FOR THE MONTH OF MAY 2025**

INTERNET GAMING WIN - CURRENT MONTH

Line	Type of Game	Jackpocket Win	BETPARX Win	Win	Win	Win	Total Win
1	Peer-to-Peer Games	\$ -	\$ -	\$ -	\$ -	\$ -	\$ -
2	Other Authorized Games	1,536,119	1,754,726	-	-	-	3,290,845
3	Total	1,536,119	1,754,726	-	-	-	3,290,845

INTERNET GAMING WIN - YEAR TO DATE

4	Year-to-Date Peer-to-Peer Games Win	\$ -	\$ -	\$ -	\$ -	\$ -	\$ -
5	Year-to-Date Other Authorized Games Win	6,687,595	4,658,777	-	-	-	11,346,372
6	Year-to-Date Total Internet Gaming Win	6,687,595	4,658,777	-	-	-	11,346,372

OCEAN CASINO RESORT
MONTHLY INTERNET GAMING GROSS REVENUE REPORT
FOR THE MONTH OF MAY 2025

INTERNET GAMING WIN - CURRENT MONTH

Line	Type of Game	Win
1	Peer-to-Peer Games	\$ -
2	Other Authorized Games	5,213,057
3	Total	5,213,057

TAX ON INTERNET GAMING GROSS REVENUE

4	Year-to-Date Peer-to-Peer Games Win	\$ -
5	Year-to-Date Other Authorized Games Win	26,030,318
6	Year-to-Date Total Internet Gaming Win	26,030,318
7	Adjustments	22,875
8	Year-To-Date Internet Gaming Gross Revenue	26,053,193
9	Year-To-Date 15% Tax on Internet Gaming Gross Revenue	3,907,979
10	Less - Total Tax Paid in Prior Months	3,124,097
11	Total Tax Required for this Month (line 9 less line 10)	783,882
12	Promotional Gaming Credits Wagered for the Month - Internet	\$ 48,018

FORM MAY NOT FOOT DUE TO ROUNDING

Under penalties of perjury, I declare that I have examined this report, and to the best of my knowledge and belief, it is true and complete.



 Frank Pollock

06/09/25

Date

 Casino Accounting Controller 9869-11

Title and License Number

OCEAN CASINO RESORT
MONTHLY INTERNET GAMING GROSS REVENUE SKIN DETAIL REPORT
FOR THE MONTH OF MAY 2025

INTERNET GAMING WIN - CURRENT MONTH

Line	Type of Game	OCEAN Win	PARX Win	PLAYSTAR Win	Win	Win	Total Win
1	Peer-to-Peer Games	\$ -	\$ -	\$ -	\$ -	\$ -	\$ -
2	Other Authorized Games	2,110,740	-	3,102,317	-	-	5,213,057
3	Total	2,110,740	-	3,102,317	-	-	5,213,057

INTERNET GAMING WIN - YEAR TO DATE

4	Year-to-Date Peer-to-Peer Games Win	\$ -	\$ -	\$ -	\$ -	\$ -	\$ -
5	Year-to-Date Other Authorized Games Win	9,958,434	2,394,204	13,677,680	-	-	26,030,318
6	Year-to-Date Total Internet Gaming Win	9,958,434	2,394,204	13,677,680	-	-	26,030,318

RESORTS CASINO HOTEL (DGMB CASINO, LLC.)
MONTHLY INTERNET GAMING GROSS REVENUE REPORT
FOR THE MONTH OF MAY 2025

INTERNET GAMING WIN - CURRENT MONTH

Line	Type of Game	Win
1	Peer-to-Peer Games	\$ 574,249
2	Other Authorized Games	54,566,972
3	Total	55,141,221

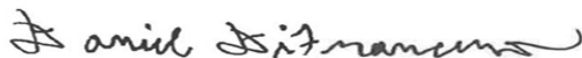
TAX ON INTERNET GAMING GROSS REVENUE

4	Year-to-Date Peer-to-Peer Games Win	\$ 3,368,303
5	Year-to-Date Other Authorized Games Win	260,815,068
6	Year-to-Date Total Internet Gaming Win	264,183,371
7	Adjustments	(78,528)
8	Year-To-Date Internet Gaming Gross Revenue	264,104,843
9	Year-To-Date 15% Tax on Internet Gaming Gross Revenue	39,615,726
10	Less - Total Tax Paid in Prior Months	31,330,870
11	Total Tax Required for this Month (line 9 less line 10)	8,284,856

12	Promotional Gaming Credits Wagered for the Month - Internet	\$ 6,289,709
----	---	--------------

FORM MAY NOT FOOT DUE TO ROUNDING

Under penalties of perjury, I declare that I have examined this report, and to the best of my knowledge and belief, it is true and complete.



Daniel DiFrancesco

06/09/25

Date

Internet Gaming Manager 011057-11

Title and License Number

RESORTS CASINO HOTEL (DGMB CASINO, LLC.)
MONTHLY INTERNET GAMING GROSS REVENUE SKIN DETAIL REPORT
FOR THE MONTH OF MAY 2025

INTERNET GAMING WIN - CURRENT MONTH

Line	Type of Game	Resorts Casino Win	Mohegan Sun Win	PokerStars Win	DraftKings Win	ESPNbet Win	Total Win
1	Peer-to-Peer Games	\$ -	\$ -	\$ 559,734	\$ 14,515	\$ -	\$ 574,249
2	Other Authorized Games	2,073,020	1,219,216	585,717	48,048,762	2,640,257	54,566,972
3	Total	2,073,020	1,219,216	1,145,451	48,063,277	2,640,257	55,141,221

INTERNET GAMING WIN - YEAR TO DATE

4	Year-to-Date Peer-to-Peer Games Win	\$ -	\$ -	\$ 3,300,818	\$ 67,485	\$ -	\$ 3,368,303
5	Year-to-Date Other Authorized Games Win	9,274,425	5,083,567	2,263,217	231,589,361	12,604,498	260,815,068
6	Year-to-Date Total Internet Gaming Win	9,274,425	5,083,567	5,564,035	231,656,846	12,604,498	264,183,371

**CAESARS INTERACTIVE ENTERTAINMENT NEW JERSEY
(AFFILIATE OF TROPICANA CASINO AND RESORT)
MONTHLY INTERNET GAMING GROSS REVENUE REPORT
FOR THE MONTH OF MAY 2025**

INTERNET GAMING WIN - CURRENT MONTH

Line	Type of Game	Win
1	Peer-to-Peer Games	\$ 792,683
2	Other Authorized Games	20,929,175
3	Total	21,721,858

TAX ON INTERNET GAMING GROSS REVENUE

4	Year-to-Date Peer-to-Peer Games Win	\$ 3,595,501
5	Year-to-Date Other Authorized Games Win	95,881,984
6	Year-to-Date Total Internet Gaming Win	99,477,485
7	Adjustments	286,086
8	Year-To-Date Internet Gaming Gross Revenue	99,763,571
9	Year-To-Date 15% Tax on Internet Gaming Gross Revenue	14,964,536
10	Less - Total Tax Paid in Prior Months	11,689,562
11	Total Tax Required for this Month (line 9 less line 10)	3,274,974

12	Promotional Gaming Credits Wagered for the Month - Internet	\$ -
----	---	------

FORM MAY NOT FOOT DUE TO ROUNDING

Under penalties of perjury, I declare that I have examined this report, and to the best of my knowledge and belief, it is true and complete.

Cheryl Francese

Cheryl Francese

06/09/25

Date

Vice President of Finance Caesars Digital (#010834-11)

Title and License Number

**CAESARS INTERACTIVE ENTERTAINMENT NEW JERSEY
(AFFILIATE OF TROPICANA CASINO AND RESORT)
MONTHLY INTERNET GAMING GROSS REVENUE SKIN DETAIL REPORT
FOR THE MONTH OF MAY 2025**

INTERNET GAMING WIN - CURRENT MONTH

Line	Type of Game	Caesars Palace Win	Tropicana Casino Win	Harrah's Casino Win	WSOP Win	Win	Total Win
1	Peer-to-Peer Games	\$ -	\$ -	\$ -	\$ 792,683	\$ -	\$ 792,683
2	Other Authorized Games	17,963,485	1,834,090	741,797	389,803	-	20,929,175
3	Total	17,963,485	1,834,090	741,797	1,182,486	-	21,721,858

INTERNET GAMING WIN - YEAR TO DATE

4	Year-to-Date Peer-to-Peer Games Win	\$ -	\$ -	\$ -	\$ 3,595,501	\$ -	\$ 3,595,501
5	Year-to-Date Other Authorized Games Win	78,324,800	11,584,123	4,114,045	1,859,016	-	95,881,984
6	Year-to-Date Total Internet Gaming Win	78,324,800	11,584,123	4,114,045	5,454,517	-	99,477,485