

BALLY'S ATLANTIC CITY
MONTHLY INTERNET GAMING GROSS REVENUE REPORT
FOR THE MONTH OF OCTOBER 2025

INTERNET GAMING WIN - CURRENT MONTH

| Line | Type of Game | Win |
|------|------------------------|------------|
| 1 | Peer-to-Peer Games | \$ - |
| 2 | Other Authorized Games | 18,830,265 |
| 3 | Total | 18,830,265 |

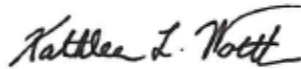
TAX ON INTERNET GAMING GROSS REVENUE

| | | |
|----|---|-------------|
| 4 | Year-to-Date Peer-to-Peer Games Win | \$ - |
| 5 | Year-to-Date Other Authorized Games Win | 133,350,649 |
| 6 | Year-to-Date Total Internet Gaming Win | 133,350,649 |
| 7 | Year-to-Date Adjustments | 109,955 |
| 8 | Year-to-Date Internet Gaming Gross Revenue | 133,460,604 |
| 9 | Year-to-Date Tax on Internet Gaming Gross Revenue | 23,067,735 |
| 10 | Less: Total Tax Paid in Prior Months | 19,348,758 |
| 11 | Total Tax Required for this Month | 3,718,977 |

| | | |
|----|---|------|
| 12 | Promotional Gaming Credits Wagered for the Month - Internet | \$ - |
|----|---|------|

FORM MAY NOT FOOT DUE TO ROUNDING

Under penalties of perjury, I declare that I have examined this report, and to the best of my knowledge and belief, it is true and complete.



Kathleen Worth

11/6/2025

Date

Operation Controller (6896-11)

Title and License Number

BALLY'S ATLANTIC CITY
MONTHLY INTERNET GAMING GROSS REVENUE SKIN DETAIL REPORT
FOR THE MONTH OF OCTOBER 2025

INTERNET GAMING WIN - CURRENT MONTH

| Line | Type of Game | Bally Bet Win | Monopoly Win | BetFanatics Win | Win | Win | Total Win |
|------|------------------------|------------------|-----------------|--------------------|------|------|--------------|
| 1 | Peer-to-Peer Games | \$ - | \$ - | \$ - | \$ - | \$ - | \$ - |
| 2 | Other Authorized Games | 4,690,603 | 1,095,164 | 13,044,498 | - | - | 18,830,265 |
| 3 | Total | 4,690,603 | 1,095,164 | 13,044,498 | - | - | 18,830,265 |

INTERNET GAMING WIN - YEAR TO DATE

| | | | | | | | |
|---|---|------------|------------|------------|------|------|-------------|
| 4 | Year-to-Date Peer-to-Peer Games Win | \$ - | \$ - | \$ - | \$ - | \$ - | \$ - |
| 5 | Year-to-Date Other Authorized Games Win | 49,515,834 | 12,623,333 | 71,211,482 | - | - | 133,350,649 |
| 6 | Year-to-Date Total Internet Gaming Win | 49,515,834 | 12,623,333 | 71,211,482 | - | - | 133,350,649 |

BORGATA HOTEL CASINO & SPA

MONTHLY INTERNET GAMING GROSS REVENUE REPORT

FOR THE MONTH OF OCTOBER 2025

INTERNET GAMING WIN - CURRENT MONTH

| Line | Type of Game | Win |
|------|------------------------|--------------|
| 1 | Peer-to-Peer Games | \$ 1,205,133 |
| 2 | Other Authorized Games | 57,702,238 |
| 3 | Total | 58,907,371 |


TAX ON INTERNET GAMING GROSS REVENUE

| | | |
|----|---|---------------|
| 4 | Year-to-Date Peer-to-Peer Games Win | \$ 11,721,177 |
| 5 | Year-to-Date Other Authorized Games Win | 543,027,714 |
| 6 | Year-to-Date Total Internet Gaming Win | 554,748,891 |
| 7 | Year-to-Date Adjustments | (1,713,944) |
| 8 | Year-to-Date Internet Gaming Gross Revenue | 553,034,947 |
| 9 | Year-to-Date Tax on Internet Gaming Gross Revenue | 93,667,423 |
| 10 | Less: Total Tax Paid in Prior Months | 81,964,028 |
| 11 | Total Tax Required for this Month | 11,703,395 |

| | | |
|----|---|--------------|
| 12 | Promotional Gaming Credits Wagered for the Month - Internet | \$ 3,807,554 |
|----|---|--------------|

FORM MAY NOT FOOT DUE TO ROUNDING

Under penalties of perjury, I declare that I have examined this report, and to the best of my knowledge and belief, it is true and complete.



Noelle McManus

11/3/2025

Date

Casino Controller 9751-11

Title and License Number

BORGATA HOTEL CASINO & SPA
MONTHLY INTERNET GAMING GROSS REVENUE SKIN DETAIL REPORT
FOR THE MONTH OF OCTOBER 2025

INTERNET GAMING WIN - CURRENT MONTH

| Line | Type of Game | Borgata Win | BetMGM Win | Party Poker Win | Pala/Stardust Win | Wheel of Fortune Win | Total Win |
|------|------------------------|----------------|---------------|--------------------|----------------------|-------------------------|--------------|
| 1 | Peer-to-Peer Games | \$ 453,954 | \$ 563,371 | \$ 187,808 | \$ - | \$ - | \$ 1,205,133 |
| 2 | Other Authorized Games | 21,492,291 | 32,643,065 | 1,538,151 | 1,226,814 | 801,917 | 57,702,238 |
| 3 | Total | 21,946,245 | 33,206,436 | 1,725,959 | 1,226,814 | 801,917 | 58,907,371 |

INTERNET GAMING WIN - YEAR TO DATE

| | | | | | | | |
|---|---|--------------|--------------|--------------|------------|-----------|---------------|
| 4 | Year-to-Date Peer-to-Peer Games Win | \$ 4,510,432 | \$ 5,277,351 | \$ 1,933,394 | \$ - | \$ - | \$ 11,721,177 |
| 5 | Year-to-Date Other Authorized Games Win | 204,622,296 | 303,156,384 | 15,211,185 | 12,847,400 | 7,190,449 | 543,027,714 |
| 6 | Year-to-Date Total Internet Gaming Win | 209,132,728 | 308,433,735 | 17,144,579 | 12,847,400 | 7,190,449 | 554,748,891 |

GOLDEN NUGGET ATLANTIC CITY

MONTHLY INTERNET GAMING GROSS REVENUE REPORT

FOR THE MONTH OF OCTOBER 2025

INTERNET GAMING WIN - CURRENT MONTH

| Line | Type of Game | Win |
|------|------------------------|------------|
| 1 | Peer-to-Peer Games | \$ - |
| 2 | Other Authorized Games | 79,863,588 |
| 3 | Total | 79,863,588 |


TAX ON INTERNET GAMING GROSS REVENUE

| | | |
|----|---|-------------|
| 4 | Year-to-Date Peer-to-Peer Games Win | \$ - |
| 5 | Year-to-Date Other Authorized Games Win | 726,116,842 |
| 6 | Year-to-Date Total Internet Gaming Win | 726,116,842 |
| 7 | Year-to-Date Adjustments | (750,204) |
| 8 | Year-to-Date Internet Gaming Gross Revenue | 725,366,638 |
| 9 | Year-to-Date Tax on Internet Gaming Gross Revenue | 123,152,080 |
| 10 | Less: Total Tax Paid in Prior Months | 107,378,649 |
| 11 | Total Tax Required for this Month | 15,773,431 |

| | | |
|----|---|---------------|
| 12 | Promotional Gaming Credits Wagered for the Month - Internet | \$ 12,199,371 |
|----|---|---------------|

FORM MAY NOT FOOT DUE TO ROUNDING

Under penalties of perjury, I declare that I have examined this report, and to the best of my knowledge and belief, it is true and complete.



Henil Patel

11/7/2025

Date

Executive Director, iGaming Compliance/Acct - 010596-11

Title and License Number

GOLDEN NUGGET ATLANTIC CITY
MONTHLY INTERNET GAMING GROSS REVENUE SKIN DETAIL REPORT
FOR THE MONTH OF OCTOBER 2025

INTERNET GAMING WIN - CURRENT MONTH

| Line | Type of Game | Golden Nugget Win | FanDuel Win | BetRivers Win | Spin Palace Win | Jackpot City Win | Total Win |
|------|------------------------|----------------------|----------------|------------------|--------------------|---------------------|--------------|
| 1 | Peer-to-Peer Games | \$ - | \$ - | \$ - | \$ - | \$ - | \$ - |
| 2 | Other Authorized Games | 10,629,315 | 60,873,276 | 8,005,006 | 111,330 | 244,661 | 79,863,588 |
| 3 | Total | 10,629,315 | 60,873,276 | 8,005,006 | 111,330 | 244,661 | 79,863,588 |

INTERNET GAMING WIN - YEAR TO DATE

| | | | | | | | |
|---|---|------------|-------------|------------|-----------|------------|-------------|
| 4 | Year-to-Date Peer-to-Peer Games Win | \$ - | \$ - | \$ - | \$ - | \$ - | \$ - |
| 5 | Year-to-Date Other Authorized Games Win | 94,127,290 | 533,356,368 | 80,172,507 | 5,914,666 | 12,546,011 | 726,116,842 |
| 6 | Year-to-Date Total Internet Gaming Win | 94,127,290 | 533,356,368 | 80,172,507 | 5,914,666 | 12,546,011 | 726,116,842 |

HARD ROCK ATLANTIC CITY
MONTHLY INTERNET GAMING GROSS REVENUE REPORT
FOR THE MONTH OF OCTOBER 2025

INTERNET GAMING WIN - CURRENT MONTH

| Line | Type of Game | Win |
|------|------------------------|------------|
| 1 | Peer-to-Peer Games | \$ - |
| 2 | Other Authorized Games | 17,111,044 |
| 3 | Total | 17,111,044 |

TAX ON INTERNET GAMING GROSS REVENUE

| | | |
|----|---|-------------|
| 4 | Year-to-Date Peer-to-Peer Games Win | \$ - |
| 5 | Year-to-Date Other Authorized Games Win | 147,672,538 |
| 6 | Year-to-Date Total Internet Gaming Win | 147,672,538 |
| 7 | Year-to-Date Adjustments | (3,869) |
| 8 | Year-to-Date Internet Gaming Gross Revenue | 147,668,669 |
| 9 | Year-to-Date Tax on Internet Gaming Gross Revenue | 25,260,195 |
| 10 | Less: Total Tax Paid in Prior Months | 21,880,763 |
| 11 | Total Tax Required for this Month | 3,379,432 |

| | | |
|----|---|------|
| 12 | Promotional Gaming Credits Wagered for the Month - Internet | \$ - |
|----|---|------|

FORM MAY NOT FOOT DUE TO ROUNDING

Under penalties of perjury, I declare that I have examined this report, and to the best of my knowledge and belief, it is true and complete.



HETAL MISTRY

11/7/2025

Date

Casino Controller 10465-11

Title and License Number

HARD ROCK ATLANTIC CITY
MONTHLY INTERNET GAMING GROSS REVENUE SKIN DETAIL REPORT
FOR THE MONTH OF OCTOBER 2025

INTERNET GAMING WIN - CURRENT MONTH

| Line | Type of Game | Hard Rock Bet Win | Bet365 Win | Win | Win | Win | Total Win |
|------|------------------------|----------------------|---------------|------|------|------|--------------|
| 1 | Peer-to-Peer Games | \$ - | \$ - | \$ - | \$ - | \$ - | \$ - |
| 2 | Other Authorized Games | 14,305,212 | 2,805,832 | - | - | - | 17,111,044 |
| 3 | Total | 14,305,212 | 2,805,832 | - | - | - | 17,111,044 |

INTERNET GAMING WIN - YEAR TO DATE

| | | | | | | | |
|---|---|-------------|------------|------|------|------|-------------|
| 4 | Year-to-Date Peer-to-Peer Games Win | \$ - | \$ - | \$ - | \$ - | \$ - | \$ - |
| 5 | Year-to-Date Other Authorized Games Win | 127,746,850 | 19,925,688 | - | - | - | 147,672,538 |
| 6 | Year-to-Date Total Internet Gaming Win | 127,746,850 | 19,925,688 | - | - | - | 147,672,538 |

**CAESARS INTERACTIVE ENTERTAINMENT NEW JERSEY
(AFFILIATE OF HARRAH'S ATLANTIC CITY)
MONTHLY INTERNET GAMING GROSS REVENUE REPORT
FOR THE MONTH OF OCTOBER 2025**

INTERNET GAMING WIN - CURRENT MONTH

| Line | Type of Game | Win |
|------|------------------------|-----------|
| 1 | Peer-to-Peer Games | \$ - |
| 2 | Other Authorized Games | 2,943,193 |
| 3 | Total | 2,943,193 |

TAX ON INTERNET GAMING GROSS REVENUE

| | | |
|----|---|------------|
| 4 | Year-to-Date Peer-to-Peer Games Win | \$ - |
| 5 | Year-to-Date Other Authorized Games Win | 28,199,668 |
| 6 | Year-to-Date Total Internet Gaming Win | 28,199,668 |
| 7 | Year-to-Date Adjustments | (33,171) |
| 8 | Year-to-Date Internet Gaming Gross Revenue | 28,166,497 |
| 9 | Year-to-Date Tax on Internet Gaming Gross Revenue | 4,864,724 |
| 10 | Less: Total Tax Paid in Prior Months | 4,304,135 |
| 11 | Total Tax Required for this Month | 560,589 |

| | | |
|----|---|------|
| 12 | Promotional Gaming Credits Wagered for the Month - Internet | \$ - |
|----|---|------|

FORM MAY NOT FOOT DUE TO ROUNDING

Under penalties of perjury, I declare that I have examined this report, and to the best of my knowledge and belief, it is true and complete.

Cheryl Francese

Cheryl Francese

11/6/2025

Date

Vice President of Finance Caesars Digital (#010834-11)

Title and License Number

**CAESARS INTERACTIVE ENTERTAINMENT NEW JERSEY
(AFFILIATE OF HARRAH'S ATLANTIC CITY)
MONTHLY INTERNET GAMING GROSS REVENUE SKIN DETAIL REPORT
FOR THE MONTH OF OCTOBER 2025**

INTERNET GAMING WIN - CURRENT MONTH

| Line | Type of Game | Jackpocket Win | Betparx Win | Win | Win | Win | Total Win |
|------|------------------------|-------------------|----------------|------|------|------|--------------|
| 1 | Peer-to-Peer Games | \$ - | \$ - | \$ - | \$ - | \$ - | \$ - |
| 2 | Other Authorized Games | 1,329,037 | 1,614,156 | - | - | - | 2,943,193 |
| 3 | Total | 1,329,037 | 1,614,156 | - | - | - | 2,943,193 |

INTERNET GAMING WIN - YEAR TO DATE

| | | | | | | | |
|---|---|------------|------------|------|------|------|------------|
| 4 | Year-to-Date Peer-to-Peer Games Win | \$ - | \$ - | \$ - | \$ - | \$ - | \$ - |
| 5 | Year-to-Date Other Authorized Games Win | 12,410,391 | 15,789,277 | - | - | - | 28,199,668 |
| 6 | Year-to-Date Total Internet Gaming Win | 12,410,391 | 15,789,277 | - | - | - | 28,199,668 |

OCEAN CASINO RESORT
MONTHLY INTERNET GAMING GROSS REVENUE REPORT
FOR THE MONTH OF OCTOBER 2025

INTERNET GAMING WIN - CURRENT MONTH

| Line | Type of Game | Win |
|------|------------------------|-----------|
| 1 | Peer-to-Peer Games | \$ - |
| 2 | Other Authorized Games | 4,729,093 |
| 3 | Total | 4,729,093 |

TAX ON INTERNET GAMING GROSS REVENUE

| | | |
|----|---|------------|
| 4 | Year-to-Date Peer-to-Peer Games Win | \$ - |
| 5 | Year-to-Date Other Authorized Games Win | 49,626,111 |
| 6 | Year-to-Date Total Internet Gaming Win | 49,626,111 |
| 7 | Year-to-Date Adjustments | 131,367 |
| 8 | Year-to-Date Internet Gaming Gross Revenue | 49,757,478 |
| 9 | Year-to-Date Tax on Internet Gaming Gross Revenue | 8,369,604 |
| 10 | Less: Total Tax Paid in Prior Months | 7,428,779 |
| 11 | Total Tax Required for this Month | 940,825 |

| | | |
|----|---|-----------|
| 12 | Promotional Gaming Credits Wagered for the Month - Internet | \$ 46,066 |
|----|---|-----------|

FORM MAY NOT FOOT DUE TO ROUNDING

Under penalties of perjury, I declare that I have examined this report, and to the best of my knowledge and belief, it is true and complete.



Frank Pollock

11/6/2025

Date

Casino Accounting Controller 9869-11

Title and License Number

OCEAN CASINO RESORT
MONTHLY INTERNET GAMING GROSS REVENUE SKIN DETAIL REPORT
FOR THE MONTH OF OCTOBER 2025

INTERNET GAMING WIN - CURRENT MONTH

| Line | Type of Game | OCEAN Win | PARX Win | PLAYSTAR Win | Win | Win | Total Win |
|------|------------------------|--------------|-------------|-----------------|------|------|--------------|
| 1 | Peer-to-Peer Games | \$ - | \$ - | \$ - | \$ - | \$ - | \$ - |
| 2 | Other Authorized Games | 2,135,334 | - | 2,593,759 | - | - | 4,729,093 |
| 3 | Total | 2,135,334 | - | 2,593,759 | - | - | 4,729,093 |

INTERNET GAMING WIN - YEAR TO DATE

| | | | | | | | |
|---|---|------------|-----------|------------|------|------|------------|
| 4 | Year-to-Date Peer-to-Peer Games Win | \$ - | \$ - | \$ - | \$ - | \$ - | \$ - |
| 5 | Year-to-Date Other Authorized Games Win | 20,542,761 | 2,394,204 | 26,689,146 | - | - | 49,626,111 |
| 6 | Year-to-Date Total Internet Gaming Win | 20,542,761 | 2,394,204 | 26,689,146 | - | - | 49,626,111 |

RESORTS CASINO HOTEL (DGMB CASINO, LLC.)

MONTHLY INTERNET GAMING GROSS REVENUE REPORT

FOR THE MONTH OF OCTOBER 2025

INTERNET GAMING WIN - CURRENT MONTH

| Line | Type of Game | Win |
|------|------------------------|------------|
| 1 | Peer-to-Peer Games | \$ 501,050 |
| 2 | Other Authorized Games | 56,137,466 |
| 3 | Total | 56,638,516 |

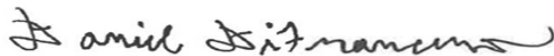
TAX ON INTERNET GAMING GROSS REVENUE

| | | |
|----|---|--------------|
| 4 | Year-to-Date Peer-to-Peer Games Win | \$ 6,139,573 |
| 5 | Year-to-Date Other Authorized Games Win | 530,487,083 |
| 6 | Year-to-Date Total Internet Gaming Win | 536,626,656 |
| 7 | Year-to-Date Adjustments | 1,502,319 |
| 8 | Year-to-Date Internet Gaming Gross Revenue | 538,128,975 |
| 9 | Year-to-Date Tax on Internet Gaming Gross Revenue | 91,333,874 |
| 10 | Less: Total Tax Paid in Prior Months | 80,147,768 |
| 11 | Total Tax Required for this Month | 11,186,106 |

| | | |
|----|---|--------------|
| 12 | Promotional Gaming Credits Wagered for the Month - Internet | \$ 6,889,548 |
|----|---|--------------|

FORM MAY NOT FOOT DUE TO ROUNDING

Under penalties of perjury, I declare that I have examined this report, and to the best of my knowledge and belief, it is true and complete.



Daniel DiFrancesco

11/7/2025

Date

Internet Gaming Manager 011057-11

Title and License Number

RESORTS CASINO HOTEL (DGMB CASINO, LLC.)
MONTHLY INTERNET GAMING GROSS REVENUE SKIN DETAIL REPORT
FOR THE MONTH OF OCTOBER 2025

INTERNET GAMING WIN - CURRENT MONTH

| Line | Type of Game | Resorts Casino Win | Mohegan Sun Win | PokerStars Win | DraftKings Win | ESPNbet Win | Total Win |
|------|------------------------|-----------------------|--------------------|-------------------|-------------------|----------------|--------------|
| 1 | Peer-to-Peer Games | \$ - | \$ - | \$ 496,130 | \$ 4,920 | \$ - | \$ 501,050 |
| 2 | Other Authorized Games | 2,352,678 | 1,093,475 | 346,942 | 48,490,632 | 3,853,739 | 56,137,466 |
| 3 | Total | 2,352,678 | 1,093,475 | 843,072 | 48,495,552 | 3,853,739 | 56,638,516 |

INTERNET GAMING WIN - YEAR TO DATE

| | | | | | | | |
|---|---|------------|------------|--------------|-------------|------------|--------------|
| 4 | Year-to-Date Peer-to-Peer Games Win | \$ - | \$ - | \$ 6,039,384 | \$ 100,189 | \$ - | \$ 6,139,573 |
| 5 | Year-to-Date Other Authorized Games Win | 19,617,971 | 10,254,670 | 4,874,784 | 467,844,600 | 27,895,058 | 530,487,083 |
| 6 | Year-to-Date Total Internet Gaming Win | 19,617,971 | 10,254,670 | 10,914,168 | 467,944,789 | 27,895,058 | 536,626,656 |

**CAESARS INTERACTIVE ENTERTAINMENT NEW JERSEY
(AFFILIATE OF TROPICANA CASINO AND RESORT)
MONTHLY INTERNET GAMING GROSS REVENUE REPORT
FOR THE MONTH OF OCTOBER 2025**

INTERNET GAMING WIN - CURRENT MONTH

| Line | Type of Game | Win |
|------|------------------------|------------|
| 1 | Peer-to-Peer Games | \$ 904,591 |
| 2 | Other Authorized Games | 20,342,272 |
| 3 | Total | 21,246,863 |

TAX ON INTERNET GAMING GROSS REVENUE

| | | |
|----|---|--------------|
| 4 | Year-to-Date Peer-to-Peer Games Win | \$ 7,920,672 |
| 5 | Year-to-Date Other Authorized Games Win | 200,753,987 |
| 6 | Year-to-Date Total Internet Gaming Win | 208,674,659 |
| 7 | Year-to-Date Adjustments | 389,341 |
| 8 | Year-to-Date Internet Gaming Gross Revenue | 209,064,000 |
| 9 | Year-to-Date Tax on Internet Gaming Gross Revenue | 35,531,411 |
| 10 | Less: Total Tax Paid in Prior Months | 31,334,042 |
| 11 | Total Tax Required for this Month | 4,197,369 |

| | | |
|----|---|------|
| 12 | Promotional Gaming Credits Wagered for the Month - Internet | \$ - |
|----|---|------|

FORM MAY NOT FOOT DUE TO ROUNDING

Under penalties of perjury, I declare that I have examined this report, and to the best of my knowledge and belief, it is true and complete.

Cheryl Francese

Cheryl Francese

11/6/2025

Date

Vice President of Finance Caesars Digital (#010834-11)

Title and License Number

**CAESARS INTERACTIVE ENTERTAINMENT NEW JERSEY
(AFFILIATE OF TROPICANA CASINO AND RESORT)
MONTHLY INTERNET GAMING GROSS REVENUE SKIN DETAIL REPORT
FOR THE MONTH OF OCTOBER 2025**

INTERNET GAMING WIN - CURRENT MONTH

| Line | Type of Game | Caesars Palace Win | Tropicana Casino Win | Harrah's Casino Win | WSOP Win | Win | Total Win |
|------|------------------------|-----------------------|-------------------------|------------------------|-------------|------|--------------|
| 1 | Peer-to-Peer Games | \$ - | \$ - | \$ - | \$ 904,591 | \$ - | \$ 904,591 |
| 2 | Other Authorized Games | 16,886,470 | 2,330,214 | 719,557 | 406,031 | - | 20,342,272 |
| 3 | Total | 16,886,470 | 2,330,214 | 719,557 | 1,310,622 | - | 21,246,863 |

INTERNET GAMING WIN - YEAR TO DATE

| | | | | | | | |
|---|---|-------------|------------|-----------|--------------|------|--------------|
| 4 | Year-to-Date Peer-to-Peer Games Win | \$ - | \$ - | \$ - | \$ 7,920,672 | \$ - | \$ 7,920,672 |
| 5 | Year-to-Date Other Authorized Games Win | 165,697,313 | 23,029,413 | 8,165,871 | 3,861,390 | - | 200,753,987 |
| 6 | Year-to-Date Total Internet Gaming Win | 165,697,313 | 23,029,413 | 8,165,871 | 11,782,062 | - | 208,674,659 |