

BALLY'S ATLANTIC CITY
MONTHLY INTERNET GAMING GROSS REVENUE REPORT
FOR THE MONTH OF MAY 2026

INTERNET GAMING WIN - CURRENT MONTH

Line	Type of Game	Win
1	Peer-to-Peer Games	\$ -
2	Other Authorized Games	20,362,126
3	Total	20,362,126

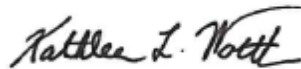
TAX ON INTERNET GAMING GROSS REVENUE

4	Year-to-Date Peer-to-Peer Games Win	\$ -
5	Year-to-Date Other Authorized Games Win	99,062,063
6	Year-to-Date Total Internet Gaming Win	99,062,063
7	Year-to-Date Adjustments	-
8	Year-to-Date Internet Gaming Gross Revenue	99,062,063
9	Year-to-Date Tax on Internet Gaming Gross Revenue	19,564,758
10	Less: Total Tax Paid in Prior Months	15,543,238
11	Total Tax Required for this Month	4,021,520

12	Promotional Gaming Credits Wagered for the Month - Internet	\$ -
----	---	------

FORM MAY NOT FOOT DUE TO ROUNDING

Under penalties of perjury, I declare that I have examined this report, and to the best of my knowledge and belief, it is true and complete.



Kathleen Worth

6/8/2026

Date

Operation Controller (6896-11)

Title and License Number

BALLY'S ATLANTIC CITY
MONTHLY INTERNET GAMING GROSS REVENUE SKIN DETAIL REPORT
FOR THE MONTH OF MAY 2026

INTERNET GAMING WIN - CURRENT MONTH

Line	Type of Game	Bally Bet Win	Monopoly Win	BetFanatics Win	Win	Win	Total Win
1	Peer-to-Peer Games	\$ -	\$ -	\$ -	\$ -	\$ -	\$ -
2	Other Authorized Games	5,438,402	1,469,764	13,453,960	-	-	20,362,126
3	Total	5,438,402	1,469,764	13,453,960	-	-	20,362,126

INTERNET GAMING WIN - YEAR TO DATE

4	Year-to-Date Peer-to-Peer Games Win	\$ -	\$ -	\$ -	\$ -	\$ -	\$ -
5	Year-to-Date Other Authorized Games Win	26,993,154	5,900,186	66,168,723	-	-	99,062,063
6	Year-to-Date Total Internet Gaming Win	26,993,154	5,900,186	66,168,723	-	-	99,062,063

BORGATA HOTEL CASINO & SPA
MONTHLY INTERNET GAMING GROSS REVENUE REPORT
FOR THE MONTH OF MAY 2026

INTERNET GAMING WIN - CURRENT MONTH

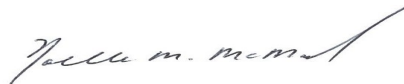
Line	Type of Game	Win
1	Peer-to-Peer Games	\$ 1,039,798
2	Other Authorized Games	60,188,810
3	Total	61,228,608

TAX ON INTERNET GAMING GROSS REVENUE

4	Year-to-Date Peer-to-Peer Games Win	\$ 5,836,782
5	Year-to-Date Other Authorized Games Win	288,325,200
6	Year-to-Date Total Internet Gaming Win	294,161,982
7	Year-to-Date Adjustments	(1,013,662)
8	Year-to-Date Internet Gaming Gross Revenue	293,148,320
9	Year-to-Date Tax on Internet Gaming Gross Revenue	57,896,794
10	Less: Total Tax Paid in Prior Months	45,792,420
11	Total Tax Required for this Month	12,104,374
12	Promotional Gaming Credits Wagered for the Month - Internet	\$ 4,753,649

FORM MAY NOT FOOT DUE TO ROUNDING

Under penalties of perjury, I declare that I have examined this report, and to the best of my knowledge and belief, it is true and complete.



 Noelle McManus

6/3/2026

 Date

 Casino Controller 9751-11

 Title and License Number

BORGATA HOTEL CASINO & SPA
MONTHLY INTERNET GAMING GROSS REVENUE SKIN DETAIL REPORT
FOR THE MONTH OF MAY 2026

INTERNET GAMING WIN - CURRENT MONTH

Line	Type of Game	Borgata Win	BetMGM Win	Party Poker Win	Pala/Stardust Win	Wheel of Fortune Win	Total Win
1	Peer-to-Peer Games	\$ 382,782	\$ 492,050	\$ 164,966	\$ -	\$ -	\$ 1,039,798
2	Other Authorized Games	22,023,081	34,090,505	1,749,943	1,427,558	897,723	60,188,810
3	Total	22,405,863	34,582,555	1,914,909	1,427,558	897,723	61,228,608

INTERNET GAMING WIN - YEAR TO DATE

4	Year-to-Date Peer-to-Peer Games Win	\$ 2,155,984	\$ 2,797,785	\$ 883,013	\$ -	\$ -	\$ 5,836,782
5	Year-to-Date Other Authorized Games Win	105,842,751	163,872,229	6,976,415	7,338,148	4,295,657	288,325,200
6	Year-to-Date Total Internet Gaming Win	107,998,735	166,670,014	7,859,428	7,338,148	4,295,657	294,161,982

**CAESARS INTERACTIVE ENTERTAINMENT NEW JERSEY
(AFFILIATE OF CAESARS ATLANTIC CITY)
MONTHLY INTERNET GAMING GROSS REVENUE REPORT
FOR THE MONTH OF MAY 2026**

INTERNET GAMING WIN - CURRENT MONTH

Line	Type of Game	Win
1	Peer-to-Peer Games	\$ -
2	Other Authorized Games	43,593
3	Total	43,593

TAX ON INTERNET GAMING GROSS REVENUE

4	Year-to-Date Peer-to-Peer Games Win	\$ -
5	Year-to-Date Other Authorized Games Win	51,718
6	Year-to-Date Total Internet Gaming Win	51,718
7	Year-to-Date Adjustments	-
8	Year-to-Date Internet Gaming Gross Revenue	51,718
9	Year-to-Date Tax on Internet Gaming Gross Revenue	10,214
10	Less: Total Tax Paid in Prior Months	1,605
11	Total Tax Required for this Month	8,609

12	Promotional Gaming Credits Wagered for the Month - Internet	\$ -
----	---	------

FORM MAY NOT FOOT DUE TO ROUNDING

Under penalties of perjury, I declare that I have examined this report, and to the best of my knowledge and belief, it is true and complete.

Cheryl Francese

Cheryl Francese

6/9/2026

Date

Vice President of Finance Caesars Digital (#010834-11)

Title and License Number

**CAESARS INTERACTIVE ENTERTAINMENT NEW JERSEY
(AFFILIATE OF CAESARS ATLANTIC CITY)
MONTHLY INTERNET GAMING GROSS REVENUE SKIN DETAIL REPORT
FOR THE MONTH OF MAY 2026**

INTERNET GAMING WIN - CURRENT MONTH

Line	Type of Game	Betinia Win	Ember Casino Win	Win	Win	Win	Total Win
1	Peer-to-Peer Games	\$ -	\$ -	\$ -	\$ -	\$ -	\$ -
2	Other Authorized Games	452	43,141	-	-	-	43,593
3	Total	452	43,141	-	-	-	43,593

INTERNET GAMING WIN - YEAR TO DATE

4	Year-to-Date Peer-to-Peer Games Win	\$ -	\$ -	\$ -	\$ -	\$ -	\$ -
5	Year-to-Date Other Authorized Games Win	8,577	43,141	-	-	-	51,718
6	Year-to-Date Total Internet Gaming Win	8,577	43,141	-	-	-	51,718

GOLDEN NUGGET ATLANTIC CITY
MONTHLY INTERNET GAMING GROSS REVENUE REPORT
FOR THE MONTH OF MAY 2026

INTERNET GAMING WIN - CURRENT MONTH

Line	Type of Game	Win
1	Peer-to-Peer Games	\$ 765,599
2	Other Authorized Games	86,451,386
3	Total	87,216,985

TAX ON INTERNET GAMING GROSS REVENUE

4	Year-to-Date Peer-to-Peer Games Win	\$ 1,535,199
5	Year-to-Date Other Authorized Games Win	402,631,462
6	Year-to-Date Total Internet Gaming Win	404,166,661
7	Year-to-Date Adjustments	(474,805)
8	Year-to-Date Internet Gaming Gross Revenue	403,691,856
9	Year-to-Date Tax on Internet Gaming Gross Revenue	79,729,142
10	Less: Total Tax Paid in Prior Months	62,503,697
11	Total Tax Required for this Month	17,225,445
12	Promotional Gaming Credits Wagered for the Month - Internet	\$ 12,344,609

FORM MAY NOT FOOT DUE TO ROUNDING

Under penalties of perjury, I declare that I have examined this report, and to the best of my knowledge and belief, it is true and complete.

Henil Patel

Henil Patel

6/8/2026

Date

Executive Director, iGaming Compliance/Acct - 010596-11

Title and License Number

GOLDEN NUGGET ATLANTIC CITY
MONTHLY INTERNET GAMING GROSS REVENUE SKIN DETAIL REPORT
FOR THE MONTH OF MAY 2026

INTERNET GAMING WIN - CURRENT MONTH

Line	Type of Game	Golden Nugget Win	FanDuel Win	BetRivers Win	Win	Win	Total Win
1	Peer-to-Peer Games	\$ -	\$ 765,599	\$ -	\$ -	\$ -	\$ 765,599
2	Other Authorized Games	10,778,083	63,240,602	12,432,701	-	-	86,451,386
3	Total	10,778,083	64,006,201	12,432,701	-	-	87,216,985

INTERNET GAMING WIN - YEAR TO DATE

4	Year-to-Date Peer-to-Peer Games Win	\$ -	\$ 1,535,199	\$ -	\$ -	\$ -	\$ 1,535,199
5	Year-to-Date Other Authorized Games Win	47,694,648	300,976,617	53,960,197	-	-	402,631,462
6	Year-to-Date Total Internet Gaming Win	47,694,648	302,511,816	53,960,197	-	-	404,166,661

HARD ROCK ATLANTIC CITY
MONTHLY INTERNET GAMING GROSS REVENUE REPORT
FOR THE MONTH OF MAY 2026

INTERNET GAMING WIN - CURRENT MONTH

Line	Type of Game	Win
1	Peer-to-Peer Games	\$ -
2	Other Authorized Games	21,838,160
3	Total	21,838,160

TAX ON INTERNET GAMING GROSS REVENUE

4	Year-to-Date Peer-to-Peer Games Win	\$ -
5	Year-to-Date Other Authorized Games Win	105,055,104
6	Year-to-Date Total Internet Gaming Win	105,055,104
7	Year-to-Date Adjustments	-
8	Year-to-Date Internet Gaming Gross Revenue	105,055,104
9	Year-to-Date Tax on Internet Gaming Gross Revenue	20,748,383
10	Less: Total Tax Paid in Prior Months	16,435,347
11	Total Tax Required for this Month	4,313,036

12	Promotional Gaming Credits Wagered for the Month - Internet	\$ 1,659,823
----	---	--------------

FORM MAY NOT FOOT DUE TO ROUNDING

Under penalties of perjury, I declare that I have examined this report, and to the best of my knowledge and belief, it is true and complete.

Hetal Mistry

HETAL MISTRY

6/8/2026

Date

Casino Controller 10465-11

Title and License Number

HARD ROCK ATLANTIC CITY
MONTHLY INTERNET GAMING GROSS REVENUE SKIN DETAIL REPORT
FOR THE MONTH OF MAY 2026

INTERNET GAMING WIN - CURRENT MONTH

Line	Type of Game	Hard Rock Bet Win	Bet365 Win	Win	Win	Win	Total Win
1	Peer-to-Peer Games	\$ -	\$ -	\$ -	\$ -	\$ -	\$ -
2	Other Authorized Games	18,306,244	3,531,916	-	-	-	21,838,160
3	Total	18,306,244	3,531,916	-	-	-	21,838,160

INTERNET GAMING WIN - YEAR TO DATE

4	Year-to-Date Peer-to-Peer Games Win	\$ -	\$ -	\$ -	\$ -	\$ -	\$ -
5	Year-to-Date Other Authorized Games Win	89,654,090	15,401,014	-	-	-	105,055,104
6	Year-to-Date Total Internet Gaming Win	89,654,090	15,401,014	-	-	-	105,055,104

**CAESARS INTERACTIVE ENTERTAINMENT NEW JERSEY
(AFFILIATE OF HARRAH'S ATLANTIC CITY)
MONTHLY INTERNET GAMING GROSS REVENUE REPORT
FOR THE MONTH OF MAY 2026**

INTERNET GAMING WIN - CURRENT MONTH

Line	Type of Game	Win
1	Peer-to-Peer Games	\$ -
2	Other Authorized Games	4,033,447
3	Total	4,033,447

TAX ON INTERNET GAMING GROSS REVENUE

4	Year-to-Date Peer-to-Peer Games Win	\$ -
5	Year-to-Date Other Authorized Games Win	18,734,238
6	Year-to-Date Total Internet Gaming Win	18,734,238
7	Year-to-Date Adjustments	(8,978)
8	Year-to-Date Internet Gaming Gross Revenue	18,725,260
9	Year-to-Date Tax on Internet Gaming Gross Revenue	3,698,239
10	Less: Total Tax Paid in Prior Months	2,901,617
11	Total Tax Required for this Month	796,622
12	Promotional Gaming Credits Wagered for the Month - Internet	\$ -

FORM MAY NOT FOOT DUE TO ROUNDING

Under penalties of perjury, I declare that I have examined this report, and to the best of my knowledge and belief, it is true and complete.

Cheryl Francese

Cheryl Francese

6/9/2026

Date

Vice President of Finance Caesars Digital (#010834-11)

Title and License Number

**CAESARS INTERACTIVE ENTERTAINMENT NEW JERSEY
(AFFILIATE OF HARRAH'S ATLANTIC CITY)
MONTHLY INTERNET GAMING GROSS REVENUE SKIN DETAIL REPORT
FOR THE MONTH OF MAY 2026**

INTERNET GAMING WIN - CURRENT MONTH

Line	Type of Game	Jackpocket Win	Betparx Win	Win	Win	Win	Total Win
1	Peer-to-Peer Games	\$ -	\$ -	\$ -	\$ -	\$ -	\$ -
2	Other Authorized Games	1,183,609	2,849,838	-	-	-	4,033,447
3	Total	1,183,609	2,849,838	-	-	-	4,033,447

INTERNET GAMING WIN - YEAR TO DATE

4	Year-to-Date Peer-to-Peer Games Win	\$ -	\$ -	\$ -	\$ -	\$ -	\$ -
5	Year-to-Date Other Authorized Games Win	5,349,598	13,384,640	-	-	-	18,734,238
6	Year-to-Date Total Internet Gaming Win	5,349,598	13,384,640	-	-	-	18,734,238

OCEAN CASINO RESORT
MONTHLY INTERNET GAMING GROSS REVENUE REPORT
FOR THE MONTH OF MAY 2026

INTERNET GAMING WIN - CURRENT MONTH

Line	Type of Game	Win
1	Peer-to-Peer Games	\$ -
2	Other Authorized Games	5,118,968
3	Total	5,118,968

TAX ON INTERNET GAMING GROSS REVENUE

4	Year-to-Date Peer-to-Peer Games Win	\$ -
5	Year-to-Date Other Authorized Games Win	26,277,254
6	Year-to-Date Total Internet Gaming Win	26,277,254
7	Year-to-Date Adjustments	23,339
8	Year-to-Date Internet Gaming Gross Revenue	26,300,593
9	Year-to-Date Tax on Internet Gaming Gross Revenue	5,194,367
10	Less: Total Tax Paid in Prior Months	4,179,550
11	Total Tax Required for this Month	1,014,817

12	Promotional Gaming Credits Wagered for the Month - Internet	\$ 42,812
----	---	-----------

FORM MAY NOT FOOT DUE TO ROUNDING

Under penalties of perjury, I declare that I have examined this report, and to the best of my knowledge and belief, it is true and complete.



Frank Pollock

6/5/2026

Date

Casino Accounting Controller 9869-11

Title and License Number

OCEAN CASINO RESORT
MONTHLY INTERNET GAMING GROSS REVENUE SKIN DETAIL REPORT
FOR THE MONTH OF MAY 2026

INTERNET GAMING WIN - CURRENT MONTH

Line	Type of Game	Ocean Win	Playstar Win	Resorts World Win	Win	Win	Total Win
1	Peer-to-Peer Games	\$ -	\$ -	\$ -	\$ -	\$ -	\$ -
2	Other Authorized Games	2,529,740	2,571,968	17,260	-	-	5,118,968
3	Total	2,529,740	2,571,968	17,260	-	-	5,118,968

INTERNET GAMING WIN - YEAR TO DATE

4	Year-to-Date Peer-to-Peer Games Win	\$ -	\$ -	\$ -	\$ -	\$ -	\$ -
5	Year-to-Date Other Authorized Games Win	12,569,038	13,687,098	21,118	-	-	26,277,254
6	Year-to-Date Total Internet Gaming Win	12,569,038	13,687,098	21,118	-	-	26,277,254

RESORTS CASINO HOTEL (DGMB CASINO, LLC.)
MONTHLY INTERNET GAMING GROSS REVENUE REPORT
FOR THE MONTH OF MAY 2026

INTERNET GAMING WIN - CURRENT MONTH

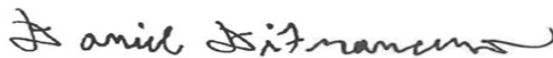
Line	Type of Game	Win
1	Peer-to-Peer Games	\$ 5,946
2	Other Authorized Games	53,891,166
3	Total	53,897,112

TAX ON INTERNET GAMING GROSS REVENUE

4	Year-to-Date Peer-to-Peer Games Win	\$ 1,475,348
5	Year-to-Date Other Authorized Games Win	264,112,368
6	Year-to-Date Total Internet Gaming Win	265,587,716
7	Year-to-Date Adjustments	(367,471)
8	Year-to-Date Internet Gaming Gross Revenue	265,220,245
9	Year-to-Date Tax on Internet Gaming Gross Revenue	52,380,999
10	Less: Total Tax Paid in Prior Months	41,734,937
11	Total Tax Required for this Month	10,646,062
12	Promotional Gaming Credits Wagered for the Month - Internet	\$ 5,930,189

FORM MAY NOT FOOT DUE TO ROUNDING

Under penalties of perjury, I declare that I have examined this report, and to the best of my knowledge and belief, it is true and complete.



Daniel DiFrancesco

6/9/2026

Date

Internet Gaming Manager 011057-11

Title and License Number

RESORTS CASINO HOTEL (DGMB CASINO, LLC.)
MONTHLY INTERNET GAMING GROSS REVENUE SKIN DETAIL REPORT
FOR THE MONTH OF MAY 2026

INTERNET GAMING WIN - CURRENT MONTH

Line	Type of Game	Resorts Casino Win	Mohegan Sun Win	PokerStars Win	DraftKings Win	theScore Bet Win	Total Win
1	Peer-to-Peer Games	\$ -	\$ -	\$ -	\$ 5,946	\$ -	\$ 5,946
2	Other Authorized Games	2,400,325	1,426,096	-	46,968,944	3,095,801	53,891,166
3	Total	2,400,325	1,426,096	-	46,974,890	3,095,801	53,897,112

INTERNET GAMING WIN - YEAR TO DATE

4	Year-to-Date Peer-to-Peer Games Win	\$ -	\$ -	\$ 1,461,578	\$ 13,770	\$ -	\$ 1,475,348
5	Year-to-Date Other Authorized Games Win	10,424,010	7,061,568	1,465,876	231,016,624	14,144,290	264,112,368
6	Year-to-Date Total Internet Gaming Win	10,424,010	7,061,568	2,927,454	231,030,394	14,144,290	265,587,716

**CAESARS INTERACTIVE ENTERTAINMENT NEW JERSEY
(AFFILIATE OF TROPICANA CASINO AND RESORT)
MONTHLY INTERNET GAMING GROSS REVENUE REPORT
FOR THE MONTH OF MAY 2026**

INTERNET GAMING WIN - CURRENT MONTH

Line	Type of Game	Win
1	Peer-to-Peer Games	\$ 668,132
2	Other Authorized Games	21,854,936
3	Total	22,523,068

TAX ON INTERNET GAMING GROSS REVENUE

4	Year-to-Date Peer-to-Peer Games Win	\$ 3,571,221
5	Year-to-Date Other Authorized Games Win	105,488,244
6	Year-to-Date Total Internet Gaming Win	109,059,465
7	Year-to-Date Adjustments	(371,803)
8	Year-to-Date Internet Gaming Gross Revenue	108,687,662
9	Year-to-Date Tax on Internet Gaming Gross Revenue	21,465,813
10	Less: Total Tax Paid in Prior Months	17,072,144
11	Total Tax Required for this Month	4,393,669
12	Promotional Gaming Credits Wagered for the Month - Internet	\$ -

FORM MAY NOT FOOT DUE TO ROUNDING

Under penalties of perjury, I declare that I have examined this report, and to the best of my knowledge and belief, it is true and complete.

Cheryl Francese

Cheryl Francese

6/9/2026

Date

Vice President of Finance Caesars Digital (#010834-11)

Title and License Number

**CAESARS INTERACTIVE ENTERTAINMENT NEW JERSEY
(AFFILIATE OF TROPICANA CASINO AND RESORT)
MONTHLY INTERNET GAMING GROSS REVENUE SKIN DETAIL REPORT
FOR THE MONTH OF MAY 2026**

INTERNET GAMING WIN - CURRENT MONTH

Line	Type of Game	Caesars Palace Win (a)	Tropicana Casino Win	WSOP Win	Win	Win	Total Win
1	Peer-to-Peer Games	\$ -	\$ -	\$ 668,132	\$ -	\$ -	\$ 668,132
2	Other Authorized Games	18,995,751	2,638,351	220,834	-	-	21,854,936
3	Total	18,995,751	2,638,351	888,966	-	-	22,523,068

INTERNET GAMING WIN - YEAR TO DATE

4	Year-to-Date Peer-to-Peer Games Win	\$ -	\$ -	\$ 3,571,221	\$ -	\$ -	\$ 3,571,221
5	Year-to-Date Other Authorized Games Win	93,422,556	10,524,630	1,541,058	-	-	105,488,244
6	Year-to-Date Total Internet Gaming Win	93,422,556	10,524,630	5,112,279	-	-	109,059,465

(a) Caesars Palace is operated by William Hill New Jersey, Inc.