

# ATLANTIC CITY HILTON(RIH ACQUISITIONS N.J.,LLC) MONTHLY GROSS REVENUE TAX RETURN FOR THE MONTH OF MARCH, 2011

## CASINO WIN - CURRENT MONTH

Line (a)	Type of Game (b)	Authorized Units (c)	Win or (Loss) (d)	Drop/Handle (e)	Win or (Loss) Percentage (f)
<b>Table and Other Games:</b>					
1	Blackjack	37	\$ 591,665	\$ 6,623,179	8.9%
2	Craps	5	337,611	1,659,166	20.3%
3	Roulette	7	251,942	1,220,124	20.6%
4	Big Six	1	0	0	0.0%
5	Baccarat	0	0	0	0.0%
6	Minibaccarat	17	789,564	7,251,276	10.9%
7	Other Games - (Page 2)	23	626,147	2,774,788	22.6%
8	Subtotal - Table and Other Games	90	2,596,929	\$ 19,528,533	13.3%
9	Poker	2	10,813		
10	<b>Total - Table and Other Games</b>	<b>92</b>	<b>\$ 2,607,742</b>		

<b>Slot Machines:</b>					
11	\$ .01 and .02 Slot Machines	923	\$ 4,988,111	\$ 41,456,772	12.0%
12	\$ .05 Slot Machines	61	375,411	5,105,583	7.4%
13	\$ .25 Slot Machines	350	1,577,017	20,607,832	7.7%
14	\$ .50 Slot Machines	32	172,896	1,748,775	9.9%
15	\$ 1.00 Slot Machines	218	1,488,977	24,071,814	6.2%
16	\$ 5.00 Slot Machines	84	749,677	10,175,755	7.4%
17	\$ 25.00 Slot Machines	6	135,330	949,775	14.2%
18	\$100.00 Slot Machines	6	87,900	414,900	21.2%
19	Multi-denominational Slot Machines	133	421,833	5,846,137	7.2%
20	Other Slot Machines	24	171,979	1,943,100	8.9%
21	<b>Total - Slot Machines</b>	<b>1,837</b>	<b>\$ 10,169,131</b>	<b>\$ 112,320,443</b>	<b>9.1%</b>
22	<b>Total Casino Win</b>		<b>\$ 12,776,873</b>		

## TAX ON GROSS REVENUE

23	Year-to-Date Table and Other Games Win .....	\$ 8,105,959
24	Year-to-Date Slot Machine Win .....	26,233,030
25	Year-to-Date Total Casino Win .....	<b>\$ 34,338,989</b>
26	Adjustments .....	
27	Year-To-Date Gross Revenue .....	<b>\$ 34,338,989</b>
28	Deduction for Eligible Promotional Gaming Credits .....	<b>\$ 869,883</b>
29	Year-To-Date Taxable Gross Revenue .....	<b>\$ 33,469,106</b>
30	Gross Revenue Tax (8% of line 29).....	\$ 2,677,528
31	Less - Total Tax Paid in Prior Months.....	1,724,969
32	Total Tax Required for this Month (line 30 less line 31).....	<b>\$ 952,559</b>
33	Total Progressive Payout Liability - End of Month.....	\$ 1,607,621
34	Authorized Casino Square Footage - End of Month.....	75,416
35	Authorized Simulcasting Square Footage - End of Month.....	
36	Simulcasting Revenue for the Month.....	
37	Simulcasting Handle for the Month.....	
38	Promotional Gaming Credits Wagered for the Month.....	\$ 2,185,802

Under penalties of perjury, I declare that I have examined this report, and to the best of my knowledge and belief, it is true and complete.

April 11, 2011  
DATE



JOANNE MCKENSIE

CASINO CONTROLLER (1231-11)  
TITLE (LICENSE NUMBER)

**ATLANTIC CITY HILTON(RIH ACQUISITIONS N.J.,LLC)**  
**MONTHLY GROSS REVENUE TAX RETURN**  
**SCHEDULE OF OTHER GAMES**  
**FOR THE MONTH OF MARCH, 2011**

Type of Game (b)	Authorized Units (c)	Win or (Loss) (d)	Drop (e)	Win or (Loss) Percentage (f)
Sic Bo	1	10,757	40,960	26.3%
Pai Gow Poker	4	93,191	446,055	20.9%
Pai Gow	5	86,951	526,287	16.5%
Keno				
Caribbean Stud Poker	1	6,556	21,723	30.2%
Let it Ride Poker	2	91,374	326,186	28.0%
Three Card Poker	6	181,117	798,427	22.7%
Spanish 21	2	115,230	432,651	26.6%
Double Attack Blackjack				
Four Card Poker	1	33,622	159,343	21.1%
Texas Hold 'Em Bonus Poker				
House Way Pai Gow Poker				
Flop Poker	1	7,349	23,156	31.7%
Two Card Joker Poker				
Ultimate Texas Hold 'Em				
Asia Poker				
Winner's Pot Poker				
1 Bet Threat Texas Hold 'Em				
Mississippi Stud				
Mini-Tex 3 Card Hold'Em				
Supreme Pai Gow				
Total -(Must agree with line 7 on Pg 1)	23	\$ 626,147	\$ 2,774,788	22.6%

# BALLY'S ATLANTIC CITY

## MONTHLY GROSS REVENUE TAX RETURN

### FOR THE MONTH OF MARCH, 2011

#### CASINO WIN - CURRENT MONTH

Line (a)	Type of Game (b)	Authorized Units (c)	Win or (Loss) (d)	Drop/Handle (e)	Win or (Loss) Percentage (f)
Table and Other Games:					
1	Blackjack	75	\$ 3,270,979	\$ 19,071,161	17.2%
2	Craps	10	1,046,736	6,781,619	15.4%
3	Roulette	21	1,230,855	6,155,540	20.0%
4	Big Six	2	125,271	320,550	39.1%
5	Baccarat	1	(5,852)	246,125	-2.4%
6	Minibaccarat	18	1,205,036	8,655,349	13.9%
7	Other Games - (Page 2)	54	2,839,462	11,886,305	23.9%
8	Subtotal - Table and Other Games	181	9,712,487	\$ 53,116,649	18.3%
9	Poker	26	365,708		
10	Total - Table and Other Games	207	\$ 10,078,195		

Slot Machines:					
11	\$ .01 and .02 Slot Machines	1,078	\$ 8,810,942	\$ 68,727,484	12.8%
12	\$ .05 Slot Machines	398	1,768,201	16,394,672	10.8%
13	\$ .25 Slot Machines	826	4,302,480	49,176,687	8.7%
14	\$ .50 Slot Machines	81	674,622	5,864,519	11.5%
15	\$ 1.00 Slot Machines	349	2,604,958	39,904,544	6.5%
16	\$ 5.00 Slot Machines	94	1,047,396	13,325,950	7.9%
17	\$ 25.00 Slot Machines	18	83,221	2,253,275	3.7%
18	\$100.00 Slot Machines	13	141,157	892,400	15.8%
19	Multi-denominational Slot Machines	560	2,958,490	40,638,246	7.3%
20	Other Slot Machines	27	41,004	2,803,276	1.5%
21	Total - Slot Machines	3,444	\$ 22,432,471	\$ 239,981,053	9.3%
22	Total Casino Win		\$ 32,510,666		

#### TAX ON GROSS REVENUE

23	Year-to-Date Table and Other Games Win .....	\$ 28,593,180
24	Year-to-Date Slot Machine Win .....	61,671,842
25	Year-to-Date Total Casino Win .....	<b>\$ 90,265,022</b>
26	Adjustments .....	
27	Year-To-Date Gross Revenue .....	<b>\$ 90,265,022</b>
28	Deduction for Eligible Promotional Gaming Credits .....	<b>\$ 1,989,675</b>
29	Year-To-Date Taxable Gross Revenue .....	<b>\$ 88,275,347</b>
30	Gross Revenue Tax (8% of line 29).....	\$ 7,062,028
31	Less - Total Tax Paid in Prior Months.....	4,620,348
32	Total Tax Required for this Month (line 30 less line 31).....	\$ 2,441,680
33	Total Progressive Payout Liability - End of Month.....	\$ 1,927,850
34	Authorized Casino Square Footage - End of Month.....	167,209
35	Authorized Simulcasting Square Footage - End of Month.....	9,393
36	Simulcasting Revenue for the Month.....	\$ 83,787
37	Simulcasting Handle for the Month.....	\$ 989,097
38	Promotional Gaming Credits Wagered for the Month.....	\$ 4,760,567

Under penalties of perjury, I declare that I have examined this report, and to the best of my knowledge and belief, it is true and complete.

April 11, 2011  
DATE

*William Pangoras*  
William Pangoras

Operations Controller (1792-11)  
TITLE (LICENSE NUMBER)

**BALLY'S ATLANTIC CITY  
MONTHLY GROSS REVENUE TAX RETURN  
SCHEDULE OF OTHER GAMES  
FOR THE MONTH OF MARCH, 2011**

Type of Game (b)	Authorized Units (c)	Win or (Loss) (d)	Drop (e)	Win or (Loss) Percentage (f)
Sic Bo	1	48,063	211,150	22.8%
Pai Gow Poker	8	329,035	1,271,666	25.9%
Pai Gow	3	267,018	1,499,073	17.8%
Keno				
Caribbean Stud Poker	2	89,167	495,491	18.0%
Let it Ride Poker	4	172,221	1,117,708	15.4%
Three Card Poker	15	877,482	2,974,214	29.5%
Spanish 21	8	468,395	1,705,772	27.5%
Double Attack Blackjack				
Four Card Poker	6	275,899	1,189,065	23.2%
Texas Hold 'Em Bonus Poker	3	80,432	299,755	26.8%
House Way Pai Gow Poker				
Flop Poker				
Two Card Joker Poker				
Ultimate Texas Hold 'Em	2	204,998	816,554	25.1%
Asia Poker	2	26,752	305,857	8.7%
Winner's Pot Poker				
1 Bet Threat Texas Hold 'Em				
Mississippi Stud				
Mini-Tex 3 Card Hold'Em				
Supreme Pai Gow				
Total -(Must agree with line 7 on Pg 1)	54	\$ 2,839,462	\$ 11,886,305	23.9%

# BORGATA HOTEL CASINO AND SPA

## MONTHLY GROSS REVENUE TAX RETURN

FOR THE MONTH OF March 2011

### CASINO WIN - CURRENT MONTH

Line (a)	Type of Game (b)	Authorized Units (c)	Win or (Loss) (d)	Drop/Handle (e)	Win or (Loss) Percentage (f)
Table and Other Games:					
1	Blackjack	83	\$ 6,407,479	\$ 62,988,556	10.2%
2	Craps	14	2,569,803	15,443,734	16.6%
3	Roulette	21	2,399,116	11,021,704	21.8%
4	Big Six	1	71,359	166,973	42.7%
5	Baccarat	2	341,543	2,104,773	16.2%
6	Minibaccarat	11	216,925	9,245,125	2.3%
7	Other Games - (Page 2)	52	3,477,929	16,775,229	20.7%
8	Subtotal - Table and Other Games	184	15,484,154	\$ 117,746,094	13.2%
9	Poker	85	1,402,249		
10	Total - Table and Other Games	269	\$ 16,886,403		


Slot Machines:					
11	\$ .01 and .02 Slot Machines	1,387	\$ 14,339,774	\$ 122,441,963	11.7%
12	\$ .05 Slot Machines	546	4,155,743	47,336,334	8.8%
13	\$ .25 Slot Machines	331	2,381,039	26,675,630	8.9%
14	\$ .50 Slot Machines	90	670,246	7,000,134	9.6%
15	\$ 1.00 Slot Machines	227	3,260,080	35,802,089	9.1%
16	\$ 5.00 Slot Machines	87	1,361,562	19,861,250	6.9%
17	\$ 25.00 Slot Machines	20	520,490	8,922,975	5.8%
18	\$100.00 Slot Machines	12	(193,210)	5,595,700	-3.5%
19	Multi-denominational Slot Machines	726	7,522,331	125,087,027	6.0%
20	Other Slot Machines	49	1,088,386	12,659,796	8.6%
21	Total - Slot Machines	3,475	\$ 35,106,441	\$ 411,382,898	8.5%
22	Total Casino Win		\$ 51,992,844		

### TAX ON GROSS REVENUE

23	Year-to-Date Table and Other Games Win .....	\$ 48,896,624
24	Year-to-Date Slot Machine Win .....	103,066,799
25	Year-to-Date Total Casino Win .....	<b>\$ 151,963,423</b>
26	Adjustments .....	
27	Year-To-Date Gross Revenue .....	<b>\$ 151,963,423</b>
28	Deduction for Eligible Promotional Gaming Credits .....	<b>\$ 2,629,426</b>
29	Year-To-Date Taxable Gross Revenue .....	<b>\$ 149,333,997</b>
30	Gross Revenue Tax (8% of line 29).....	\$ 11,946,720
31	Less - Total Tax Paid in Prior Months.....	7,997,646
32	Total Tax Required for this Month (line 30 less line 31).....	\$ 3,949,074
33	Total Progressive Payout Liability - End of Month.....	\$ 866,533
34	Authorized Casino Square Footage - End of Month.....	136,667
35	Authorized Simulcasting Square Footage - End of Month.....	23,620
36	Simulcasting Revenue for the Month.....	\$ 188,222
37	Simulcasting Handle for the Month.....	\$ 2,201,704
38	Promotional Gaming Credits Wagered for the Month.....	\$ 5,614,771

Under penalties of perjury, I declare that I have examined this report, and to the best of my knowledge and belief, it is true and complete.

April 11, 2011  
DATE

  
Betty J. Parker

Casino Controller Lic . # 8038-11

**BORGATA HOTEL CASINO AND SPA  
MONTHLY GROSS REVENUE TAX RETURN  
SCHEDULE OF OTHER GAMES  
FOR THE MONTH OF March 2011**

Type of Game (b)	Authorized Units (c)	Win or (Loss) (d)	Drop (e)	Win or (Loss) Percentage (f)
Sic Bo				
Pai Gow Poker	6	321,637	2,058,985	21.2%
Pai Gow	2	221,516	525,552	21.6%
Keno				
Caribbean Stud Poker	4	185,009	960,799	29.1%
Let it Ride Poker	5	233,783	2,206,142	11.3%
Three Card Poker	16	1,015,782	5,213,063	21.8%
Spanish 21	5	461,949	1,933,274	19.4%
Double Attack Blackjack				
Four Card Poker	4	479,618	1,718,525	18.6%
Texas Hold 'Em Bonus Poker	4	258,258	852,579	27.8%
House Way Pai Gow Poker				
Flop Poker	4	194,799	954,325	10.4%
Two Card Joker Poker				
Ultimate Texas Hold 'Em				
Asia Poker	2	105,578	351,985	10.7%
Winner's Pot Poker				
1 Bet Threat Texas Hold 'Em				
Mississippi Stud				
Mini-Tex 3 Card Hold'Em				
Supreme Pai Gow				
Total -(Must agree with line 7 on Pg 1)	52	\$ 3,477,929	\$ 16,775,229	20.7%

# CAESARS ATLANTIC CITY

## MONTHLY GROSS REVENUE TAX RETURN

FOR THE MONTH OF March, 2011

### CASINO WIN - CURRENT MONTH

Line (a)	Type of Game (b)	Authorized Units (c)	Win or (Loss) (d)	Drop/Handle (e)	Win or (Loss) Percentage (f)
<b>Table and Other Games:</b>					
1	Blackjack	62	\$ 5,453,039	\$ 32,106,058	17.0%
2	Craps	13	4,960,242	\$12,543,468	39.5%
3	Roulette	16	1,378,212	6,647,819	20.7%
4	Big Six	1	47,755	106,694	44.8%
5	Baccarat	3	255,209	3,356,719	7.6%
6	Minibaccarat	11	911,483	5,758,712	15.8%
7	Other Games - (Page 2)	40	2,759,759	11,914,056	23.2%
8	Subtotal - Table and Other Games	146	15,765,699	\$ 72,433,526	21.8%
9	Poker	67	731,286		
10	<b>Total - Table and Other Games</b>	<b>213</b>	<b>\$ 16,496,985</b>		
<b>Slot Machines:</b>					
11	\$ .01 and .02 Slot Machines	986	\$ 8,526,097	\$ 68,954,600	12.4%
12	\$ .05 Slot Machines	216	1,926,416	12,841,423	15.0%
13	\$ .25 Slot Machines	404	2,000,909	18,101,933	11.1%
14	\$ .50 Slot Machines	68	362,314	3,194,295	11.3%
15	\$ 1.00 Slot Machines	301	2,447,845	26,414,699	9.3%
16	\$ 5.00 Slot Machines	67	928,582	14,457,260	6.4%
17	\$ 25.00 Slot Machines	18	342,653	6,345,425	5.4%
18	\$100.00 Slot Machines	13	341,737	2,767,100	12.4%
19	Multi-denominational Slot Machines	397	2,241,510	37,171,760	6.0%
20	Other Slot Machines	48	263,952	11,216,166	2.4%
21	<b>Total - Slot Machines</b>	<b>2,518</b>	<b>\$ 19,382,015</b>	<b>\$ 201,464,661</b>	<b>9.6%</b>
22	<b>Total Casino Win</b>		<b>\$ 35,879,000</b>		

### TAX ON GROSS REVENUE

23	Year-to-Date Table and Other Games Win .....	\$ 43,256,876
24	Year-to-Date Slot Machine Win .....	55,469,629
25	Year-to-Date Total Casino Win .....	<b>\$ 98,726,505</b>
26	Adjustments .....	<b>\$ 2,080</b>
27	Year-To-Date Gross Revenue .....	<b>\$ 98,728,585</b>
28	Deduction for Eligible Promotional Gaming Credits .....	<b>\$ 1,886,771</b>
29	Year-To-Date Taxable Gross Revenue .....	<b>\$ 96,841,814</b>
30	Gross Revenue Tax (8% of line 29).....	\$ 7,747,345
31	Less - Total Tax Paid in Prior Months.....	5,027,894
32	<b>Total Tax Required for this Month (line 30 less line 31).....</b>	<b>\$ 2,719,451</b>
33	Total Progressive Payout Liability - End of Month.....	\$ 1,134,606
34	Authorized Casino Square Footage - End of Month.....	111,812
35	Authorized Simulcasting Square Footage - End of Month.....	28,963
36	Simulcasting Revenue for the Month.....	\$ 71,749
37	Simulcasting Handle for the Month.....	\$ 942,562
38	Promotional Gaming Credits Wagered for the Month.....	\$ 3,079,077

Under penalties of perjury, I declare that I have examined this report, and to the best of my knowledge and belief, it is true and complete.

April 10, 2011  
DATE

  
DONNA HOGAN

OPERATIONAL CONTROLLER (7516-11)  
TITLE (LICENSE NUMBER)

**CAESARS ATLANTIC CITY**  
**MONTHLY GROSS REVENUE TAX RETURN**  
**SCHEDULE OF OTHER GAMES**  
**FOR THE MONTH OF March, 2011**

Type of Game (b)	Authorized Units (c)	Win or (Loss) (d)	Drop (e)	Win or (Loss) Percentage (f)
Sic Bo	1	19,819	60,745	32.6%
Pai Gow Poker	6	444,442	2,097,288	21.2%
Pai Gow	5	339,860	1,938,614	17.5%
Keno	0	0	0	
Caribbean Stud Poker	2	103,414	330,055	31.3%
Let it Ride Poker	2	134,886	516,278	26.1%
Three Card Poker	8	838,645	2,927,336	28.6%
Spanish 21	5	195,641	1,096,757	17.8%
Double Attack Blackjack	1	51,527	278,342	18.5%
Four Card Poker	4	302,428	1,246,151	24.3%
Texas Hold 'Em Bonus Poker	2	75,049	419,763	17.9%
House Way Pai Gow Poker				
Flop Poker				
Two Card Joker Poker				
Ultimate Texas Hold 'Em	1	68,616	250,586	27.4%
Asia Poker	2	137,619	458,288	30.0%
Winner's Pot Poker				
1 Bet Threat Texas Hold 'Em				
Mississippi Stud	1	47,813	293,853	16.3%
Mini-Tex 3 Card Hold'Em				
Supreme Pai Gow				
Total -(Must agree with line 7 on Pg 1)	40	\$ 2,759,759	\$ 11,914,056	23.2%



# HARRAH'S RESORT ATLANTIC CITY

## MONTHLY GROSS REVENUE TAX RETURN

### FOR THE MONTH OF MARCH 2011

#### CASINO WIN - CURRENT MONTH

Line (a)	Type of Game (b)	Authorized Units (c)	Win or (Loss) (d)	Drop/Handle (e)	Win or (Loss) Percentage (f)
<b>Table and Other Games:</b>					
1	Blackjack	69	\$ 3,531,761	\$ 23,992,881	14.7%
2	Craps	9	1,042,504	6,095,825	17.1%
3	Roulette	12	1,029,513	5,346,410	19.3%
4	Big Six	1	25,418	56,957	44.6%
5	Baccarat	0	0	0	0.0%
6	Minibaccarat	4	475,630	4,251,447	11.2%
7	Other Games - (Page 2)	31	1,989,292	7,643,712	26.0%
8	Subtotal - Table and Other Games	126	8,094,118	\$ 47,387,232	17.1%
9	Poker	40	472,533		
10	<b>Total - Table and Other Games</b>	<b>166</b>	<b>\$ 8,566,651</b>		
<b>Slot Machines:</b>					
11	\$ .01 and .02 Slot Machines	551	\$ 4,588,019	\$ 51,574,348	8.9%
12	\$ .05 Slot Machines	325	4,401,299	36,886,194	11.9%
13	\$ .25 Slot Machines	523	4,741,029	42,147,960	11.2%
14	\$ .50 Slot Machines	8	97,945	444,465	22.0%
15	\$ 1.00 Slot Machines	195	3,255,288	28,971,594	11.2%
16	\$ 5.00 Slot Machines	59	898,656	11,565,670	7.8%
17	\$ 25.00 Slot Machines	16	278,326	4,105,800	6.8%
18	\$100.00 Slot Machines	8	161,828	983,400	16.5%
19	Multi-denominational Slot Machines	1,158	10,678,194	149,176,558	7.2%
20	Other Slot Machines	26	61,916	3,433,562	1.8%
21	<b>Total - Slot Machines</b>	<b>2,869</b>	<b>\$ 29,162,500</b>	<b>\$ 329,289,551</b>	<b>8.9%</b>
22	<b>Total Casino Win</b>		<b>\$ 37,729,151</b>		

#### TAX ON GROSS REVENUE

23	Year-to-Date Table and Other Games Win .....	\$ 28,124,871
24	Year-to-Date Slot Machine Win .....	81,450,302
25	<b>Year-to-Date Total Casino Win .....</b>	<b>\$ 109,575,173</b>
26	Adjustments .....	
27	<b>Year-To-Date Gross Revenue .....</b>	<b>\$ 109,575,173</b>
28	Deduction for Eligible Promotional Gaming Credits .....	\$ 1,872,939
29	<b>Year-To-Date Taxable Gross Revenue .....</b>	<b>\$ 107,702,234</b>
30	Gross Revenue Tax (8% of line 29).....	\$ 8,616,179
31	Less - Total Tax Paid in Prior Months.....	5,747,682
32	<b>Total Tax Required for this Month (line 30 less line 31).....</b>	<b>\$ 2,868,497</b>
33	Total Progressive Payout Liability - End of Month.....	\$ 1,796,270
34	Authorized Casino Square Footage - End of Month.....	177,001
35	Authorized Simulcasting Square Footage - End of Month.....	569
36	Simulcasting Revenue for the Month.....	\$ 43,492
37	Simulcasting Handle for the Month.....	\$ 566,043
38	Promotional Gaming Credits Wagered for the Month.....	\$ 4,648,193

Under penalties of perjury, I declare that I have examined this report, and to the best of my knowledge and belief, it is true and complete.

April 11, 2011  
DATE



Joseph Lodise

Operations Controller (008900-11)  
TITLE (LICENSE NUMBER)

**HARRAH'S RESORT ATLANTIC CITY  
MONTHLY GROSS REVENUE TAX RETURN  
SCHEDULE OF OTHER GAMES  
FOR THE MONTH OF MARCH 2011**

Type of Game (b)	Authorized Units (c)	Win or (Loss) (d)	Drop (e)	Win or (Loss) Percentage (f)
Sic Bo				
Pai Gow Poker	3	183,333	596,521	30.7%
Pai Gow	1	37,307	316,550	11.8%
Keno	4	54,955	157,085	35.0%
Caribbean Stud Poker	1	72,859	281,601	25.9%
Let it Ride Poker	4	288,903	1,242,447	23.3%
Three Card Poker	10	883,682	2,898,027	30.5%
Spanish 21	1	78,439	365,692	21.4%
Double Attack Blackjack	1	11,150	40,892	27.3%
Four Card Poker	2	130,387	583,234	22.4%
Texas Hold 'Em Bonus Poker	1	89,039	356,853	25.0%
House Way Pai Gow Poker				
Flop Poker	3	159,238	804,810	19.8%
Two Card Joker Poker				
Ultimate Texas Hold 'Em				
Asia Poker				
Winner's Pot Poker				
1 Bet Threat Texas Hold 'Em				
Mississippi Stud				
Mini-Tex 3 Card Hold'Em				
Supreme Pai Gow				
Total -(Must agree with line 7 on Pg 1)	31	\$ 1,989,292	\$ 7,643,712	26.0%

**(DGMB CASINO LLC) RESORTS CASINO HOTEL  
MONTHLY GROSS REVENUE TAX RETURN  
FOR THE MONTH OF MARCH, 2011**

**CASINO WIN - CURRENT MONTH**

Line (a)	Type of Game (b)	Authorized Units (c)	Win or (Loss) (d)	Drop/Handle (e)	Win or (Loss) Percentage (f)
<b>Table and Other Games:</b>					
1	Blackjack	26	\$ 1,705,290	\$ 9,543,566	17.9%
2	Craps	4	504,057	3,691,848	13.7%
3	Roulette	7	322,615	1,714,017	18.8%
4	Big Six	1	12,992	46,573	27.9%
5	Baccarat	0	0	0	0.0%
6	Minibaccarat	15	1,307,994	9,562,770	13.7%
7	Other Games - (Page 2)	15	800,684	3,394,221	23.6%
8	Subtotal - Table and Other Games	68	4,653,632	\$ 27,952,995	16.6%
9	Poker	0	0		
10	<b>Total - Table and Other Games</b>	<b>68</b>	<b>\$ 4,653,632</b>		

<b>Slot Machines:</b>					
11	\$ .01 and .02 Slot Machines	601	\$ 3,891,485	\$ 33,283,899	11.7%
12	\$ .05 Slot Machines	155	489,300	5,425,258	9.0%
13	\$ .25 Slot Machines	364	1,525,589	16,359,121	9.3%
14	\$ .50 Slot Machines	47	46,897	1,749,259	2.7%
15	\$ 1.00 Slot Machines	164	543,005	9,446,679	5.7%
16	\$ 5.00 Slot Machines	60	327,770	4,579,570	7.2%
17	\$ 25.00 Slot Machines	9	202,100	2,413,700	8.4%
18	\$100.00 Slot Machines	9	(196,365)	1,890,100	-10.4%
19	Multi-denominational Slot Machines	782	3,757,874	49,268,645	7.6%
20	Other Slot Machines	20	107,968	1,402,246	7.7%
21	<b>Total - Slot Machines</b>	<b>2,211</b>	<b>\$ 10,695,623</b>	<b>\$ 125,818,477</b>	<b>8.5%</b>
22	<b>Total Casino Win</b>		<b>\$ 15,349,255</b>		

**TAX ON GROSS REVENUE**

23	Year-to-Date Table and Other Games Win .....	\$ 10,303,370
24	Year-to-Date Slot Machine Win .....	27,389,379
25	Year-to-Date Total Casino Win .....	<b>\$ 37,692,749</b>
26	Adjustments .....	<b>\$ 191</b>
27	Year-To-Date Gross Revenue .....	<b>\$ 37,692,940</b>
28	Deduction for Eligible Promotional Gaming Credits .....	
29	Year-To-Date Taxable Gross Revenue .....	<b>\$ 37,692,940</b>
30	Gross Revenue Tax (8% of line 29).....	\$ 3,015,435
31	Less - Total Tax Paid in Prior Months.....	1,787,059
32	Total Tax Required for this Month (line 30 less line 31).....	<b>\$ 1,228,376</b>
33	Total Progressive Payout Liability - End of Month.....	\$ 641,387
34	Authorized Casino Square Footage - End of Month.....	99,030
35	Authorized Simulcasting Square Footage - End of Month.....	
36	Simulcasting Revenue for the Month.....	
37	Simulcasting Handle for the Month.....	
38	Promotional Gaming Credits Wagered for the Month.....	\$ 3,571,024

Under penalties of perjury, I declare that I have examined this report, and to the best of my knowledge and belief, it is true and complete.

April 11, 2011  
DATE

*Walter Simon*  
Walter Simon

Director Operational Accting 3930-11  
TITLE (LICENSE NUMBER)

**(DGMB CASINO LLC) RESORTS CASINO HOTEL  
MONTHLY GROSS REVENUE TAX RETURN  
SCHEDULE OF OTHER GAMES  
FOR THE MONTH OF MARCH, 2011**

Type of Game (b)	Authorized Units (c)	Win or (Loss) (d)	Drop (e)	Win or (Loss) Percentage (f)
Sic Bo				
Pai Gow Poker	2	93,750	402,751	23.3%
Pai Gow	3	113,654	786,123	14.5%
Keno				
Caribbean Stud Poker				
Let it Ride Poker	2	92,599	430,706	21.5%
Three Card Poker	3	158,158	664,799	23.8%
Spanish 21	2	156,854	625,850	25.1%
Double Attack Blackjack				
Four Card Poker	1	20,450	107,799	19.0%
Texas Hold 'Em Bonus Poker	1	129,740	287,323	45.2%
House Way Pai Gow Poker				
Flop Poker				
Two Card Joker Poker				
Ultimate Texas Hold 'Em				
Asia Poker	1	35,479	88,870	39.9%
Winner's Pot Poker				
1 Bet Threat Texas Hold 'Em				
Mississippi Stud				
Mini-Tex 3 Card Hold'Em				
Supreme Pai Gow				
Total -(Must agree with line 7 on Pg 1)	15	\$ 800,684	\$ 3,394,221	23.6%

# SHOWBOAT MONTHLY GROSS REVENUE TAX RETURN FOR THE MONTH OF March, 2011

## CASINO WIN - CURRENT MONTH

Line (a)	Type of Game (b)	Authorized Units (c)	Win or (Loss) (d)	Drop/Handle (e)	Win or (Loss) Percentage (f)
Table and Other Games:					
1	Blackjack	41	\$ 1,092,508	\$ 8,984,680	12.2%
2	Craps	4	448,308	2,641,132	17.0%
3	Roulette	8	299,797	2,029,145	14.8%
4	Big Six	1	38,705	90,702	42.7%
5	Baccarat	0	0	0	0.0%
6	Minibaccarat	8	303,345	5,193,560	5.8%
7	Other Games - (Page 2)	23	1,164,008	4,666,842	24.9%
8	Subtotal - Table and Other Games	85	3,346,671	\$ 23,606,061	14.2%
9	Poker	24	210,501		
10	Total - Table and Other Games	109	\$ 3,557,172		

Slot Machines:					
11	\$ .01 and .02 Slot Machines	566	\$ 4,805,497	\$ 39,199,850	12.3%
12	\$ .05 Slot Machines	131	1,718,681	15,764,827	10.9%
13	\$ .25 Slot Machines	290	1,920,290	20,924,928	9.2%
14	\$ .50 Slot Machines	3	21,090	164,400	12.8%
15	\$ 1.00 Slot Machines	177	1,488,993	17,388,696	8.6%
16	\$ 5.00 Slot Machines	29	285,718	3,630,940	7.9%
17	\$ 25.00 Slot Machines	3	(4,461)	324,275	-1.4%
18	\$100.00 Slot Machines	3	38,503	238,700	16.1%
19	Multi-denominational Slot Machines	1,436	8,826,682	84,244,928	10.5%
20	Other Slot Machines	5	18,530	467,140	4.0%
21	Total - Slot Machines	2,643	\$ 19,119,523	\$ 182,348,684	10.5%
22	Total Casino Win		\$ 22,676,695		

## TAX ON GROSS REVENUE

23	Year-to-Date Table and Other Games Win .....	\$ 10,982,507
24	Year-to-Date Slot Machine Win .....	51,025,282
25	Year-to-Date Total Casino Win .....	<b>\$ 62,007,789</b>
26	Adjustments .....	<b>\$ 7,500</b>
27	Year-To-Date Gross Revenue .....	<b>\$ 62,015,289</b>
28	Deduction for Eligible Promotional Gaming Credits .....	<b>\$ 1,288,283</b>
29	Year-To-Date Taxable Gross Revenue .....	<b>\$ 60,727,006</b>
30	Gross Revenue Tax (8% of line 29).....	\$ 4,858,160
31	Less - Total Tax Paid in Prior Months.....	3,146,488
32	Total Tax Required for this Month (line 30 less line 31).....	\$ 1,711,672
33	Total Progressive Payout Liability - End of Month.....	\$ 1,709,475
34	Authorized Casino Square Footage - End of Month.....	122,454
35	Authorized Simulcasting Square Footage - End of Month.....	17,086
36	Simulcasting Revenue for the Month.....	\$ 40,949
37	Simulcasting Handle for the Month.....	\$ 508,497
38	Promotional Gaming Credits Wagered for the Month.....	\$ 4,873,650

Under penalties of perjury, I declare that I have examined this report, and to the best of my knowledge and belief, it is true and complete.

April 8, 2011  
DATE

  
Gail Myers

Operations Controller 3470-11  
TITLE (LICENSE NUMBER)

**SHOWBOAT  
MONTHLY GROSS REVENUE TAX RETURN  
SCHEDULE OF OTHER GAMES  
FOR THE MONTH OF March, 2011**

Type of Game (b)	Authorized Units (c)	Win or (Loss) (d)	Drop (e)	Win or (Loss) Percentage (f)
Sic Bo				
Pai Gow Poker	3	118,041	680,050	17.4%
Pai Gow	3	115,579	519,981	22.2%
Keno				
Caribbean Stud Poker	1	13,912	48,061	28.9%
Let it Ride Poker	2	91,977	553,701	16.6%
Three Card Poker	7	482,536	1,505,034	32.1%
Spanish 21	2	51,382	268,684	19.1%
Double Attack Blackjack	1	137,128	325,868	42.1%
Four Card Poker	2	60,096	258,638	23.2%
Texas Hold 'Em Bonus Poker				
House Way Pai Gow Poker				
Flop Poker	1	59,477	342,263	17.4%
Two Card Joker Poker				
Ultimate Texas Hold 'Em	1	33,880	164,562	20.6%
Asia Poker				
Winner's Pot Poker				
1 Bet Threat Texas Hold 'Em				
Mississippi Stud				
Mini-Tex 3 Card Hold'Em				
Supreme Pai Gow				
Total -(Must agree with line 7 on Pg 1)	23	\$ 1,164,008	\$ 4,666,842	24.9%

# TROPICANA CASINO & RESORT

## MONTHLY GROSS REVENUE TAX RETURN

### FOR THE MONTH OF MARCH, 2011

#### CASINO WIN - CURRENT MONTH

Line (a)	Type of Game (b)	Authorized Units (c)	Win or (Loss) (d)	Drop/Handle (e)	Win or (Loss) Percentage (f)
Table and Other Games:					
1	Blackjack	54	\$ 2,691,072	\$ 16,504,131	16.3%
2	Craps	8	1,537,309	5,206,563	29.5%
3	Roulette	15	1,072,413	4,124,089	26.0%
4	Big Six	1	103,402	214,064	48.3%
5	Baccarat	0	0		0.0%
6	Minibaccarat	9	1,882,636	10,145,928	18.6%
7	Other Games - (Page 2)	24	1,329,295	5,467,268	24.3%
8	Subtotal - Table and Other Games	111	8,616,127	\$ 41,662,043	20.7%
9	Poker	34	343,965		
10	Total - Table and Other Games	145	\$ 8,960,092		


Slot Machines:					
11	\$ .01 and .02 Slot Machines	975	\$ 5,867,729	\$ 50,575,744	11.6%
12	\$ .05 Slot Machines	194	787,458	10,181,743	7.7%
13	\$ .25 Slot Machines	253	1,432,788	19,598,541	7.3%
14	\$ .50 Slot Machines	33	212,583	2,295,020	9.3%
15	\$ 1.00 Slot Machines	207	1,163,430	16,990,854	6.8%
16	\$ 5.00 Slot Machines	49	256,589	4,170,395	6.2%
17	\$ 25.00 Slot Machines	15	75,603	740,250	10.2%
18	\$100.00 Slot Machines	13	33,359	642,200	5.2%
19	Multi-denominational Slot Machines	1,078	4,667,804	63,243,002	7.4%
20	Other Slot Machines	41	219,820	3,519,248	6.2%
21	Total - Slot Machines	2,858	\$ 14,717,163	\$ 171,956,997	8.6%
22	Total Casino Win		\$ 23,677,255		

#### TAX ON GROSS REVENUE

23	Year-to-Date Table and Other Games Win .....	\$ 23,738,491
24	Year-to-Date Slot Machine Win .....	41,521,898
25	Year-to-Date Total Casino Win .....	<b>\$ 65,260,389</b>
26	Adjustments .....	
27	Year-To-Date Gross Revenue .....	<b>\$ 65,260,389</b>
28	Deduction for Eligible Promotional Gaming Credits .....	<b>\$ 1,273,686</b>
29	Year-To-Date Taxable Gross Revenue .....	<b>\$ 63,986,703</b>
30	Gross Revenue Tax (8% of line 29).....	\$ 5,118,936
31	Less - Total Tax Paid in Prior Months.....	3,326,651
32	Total Tax Required for this Month (line 30 less line 31).....	\$ 1,792,285
33	Total Progressive Payout Liability - End of Month.....	\$ 1,741,924
34	Authorized Casino Square Footage - End of Month.....	138,130
35	Authorized Simulcasting Square Footage - End of Month.....	
36	Simulcasting Revenue for the Month.....	
37	Simulcasting Handle for the Month.....	
38	Promotional Gaming Credits Wagered for the Month.....	\$ 3,354,746

Under penalties of perjury, I declare that I have examined this report, and to the best of my knowledge and belief, it is true and complete.

April 11, 2011  
DATE

  
Jeff Bohrer

Casino Controller 7488-11

**TROPICANA CASINO & RESORT**  
**MONTHLY GROSS REVENUE TAX RETURN**  
**SCHEDULE OF OTHER GAMES**  
**FOR THE MONTH OF MARCH, 2011**

Type of Game (b)	Authorized Units (c)	Win or (Loss) (d)	Drop (e)	Win or (Loss) Percentage (f)
Sic Bo				
Pai Gow Poker	2	111,810	495,558	22.6%
Pai Gow	2	143,274	676,536	21.2%
Keno				
Caribbean Stud Poker	1	21,758	80,976	26.9%
Let it Ride Poker	2	12,903	399,632	3.2%
Three Card Poker	8	577,045	1,997,599	28.9%
Spanish 21	4	180,717	762,491	23.7%
Double Attack Blackjack	1	15,062	97,885	15.4%
Four Card Poker	2	131,697	467,802	28.2%
Texas Hold 'Em Bonus Poker	2	135,029	488,789	27.6%
House Way Pai Gow Poker				
Flop Poker				
Two Card Joker Poker				
Ultimate Texas Hold 'Em				
Asia Poker				
Winner's Pot Poker				
1 Bet Threat Texas Hold 'Em				
Mississippi Stud				
Mini-Tex 3 Card Hold'Em				
Supreme Pai Gow				
Total -(Must agree with line 7 on Pg 1)	24	\$ 1,329,295	\$ 5,467,268	24.3%



# TRUMP MARINA

## MONTHLY GROSS REVENUE TAX RETURN

FOR THE MONTH OF March 2011

### CASINO WIN - CURRENT MONTH

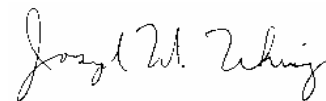
Line (a)	Type of Game (b)	Authorized Units (c)	Win or (Loss) (d)	Drop/Handle (e)	Win or (Loss) Percentage (f)
<b>Table and Other Games:</b>					
1	Blackjack	28	\$ 451,010	\$ 3,594,650	12.5%
2	Craps	5	257,543	1,961,508	13.1%
3	Roulette	6	159,744	797,040	20.0%
4	Big Six	0		0	0.0%
5	Baccarat	0		0	0.0%
6	Minibaccarat	11	699,714	4,645,220	15.1%
7	Other Games - (Page 2)	19	\$ 620,439	\$ 2,365,158	26.2%
8	Subtotal - Table and Other Games	69	2,188,450	\$ 13,363,576	16.4%
9	Poker				
10	<b>Total - Table and Other Games</b>	<b>69</b>	<b>\$ 2,188,450</b>		
<b>Slot Machines:</b>					
11	\$ .01 and .02 Slot Machines	605	\$ 3,813,900	\$ 34,215,080	11.1%
12	\$ .05 Slot Machines	213	805,272	8,528,809	9.4%
13	\$ .25 Slot Machines	360	1,060,619	14,165,169	7.5%
14	\$ .50 Slot Machines	39	150,551	1,730,538	8.7%
15	\$ 1.00 Slot Machines	212	913,619	12,520,116	7.3%
16	\$ 5.00 Slot Machines	48	191,613	3,069,665	6.2%
17	\$ 25.00 Slot Machines	10	64,293	859,250	7.5%
18	\$100.00 Slot Machines	5	100,158	734,300	13.6%
19	Multi-denominational Slot Machines	228	1,142,178	14,050,643	8.1%
20	Other Slot Machines	16	22,623	798,472	2.8%
21	<b>Total - Slot Machines</b>	<b>1,736</b>	<b>\$ 8,264,826</b>	<b>\$ 90,672,042</b>	<b>9.1%</b>
22	<b>Total Casino Win</b>		<b>\$ 10,453,276</b>		

### TAX ON GROSS REVENUE

23	Year-to-Date Table and Other Games Win .....	\$ 6,268,291
24	Year-to-Date Slot Machine Win .....	22,801,315
25	Year-to-Date Total Casino Win .....	<b>\$ 29,069,606</b>
26	Adjustments .....	<b>\$ 151,600</b>
27	Year-To-Date Gross Revenue .....	<b>\$ 29,221,206</b>
28	Deduction for Eligible Promotional Gaming Credits .....	<b>\$ 712,919</b>
29	Year-To-Date Taxable Gross Revenue .....	<b>\$ 28,508,287</b>
30	Gross Revenue Tax (8% of line 29).....	\$ 2,280,663
31	Less - Total Tax Paid in Prior Months.....	1,501,434
32	Total Tax Required for this Month (line 30 less line 31).....	\$ 779,229
33	Total Progressive Payout Liability - End of Month.....	\$ 582,215
34	Authorized Casino Square Footage - End of Month.....	78,535
35	Authorized Simulcasting Square Footage - End of Month.....	
36	Simulcasting Revenue for the Month.....	
37	Simulcasting Handle for the Month.....	
38	Promotional Gaming Credits Wagered for the Month.....	\$ 1,768,607

Under penalties of perjury, I declare that I have examined this report, and to the best of my knowledge and belief, it is true and complete.

April 11, 2011  
DATE



Joe Uhing

Casino Controller 2835-11  
TITLE (LICENSE NUMBER)

**TRUMP MARINA**  
**MONTHLY GROSS REVENUE TAX RETURN**  
**SCHEDULE OF OTHER GAMES**  
**FOR THE MONTH OF March 2011**

Type of Game (b)	Authorized Units (c)	Win or (Loss) (d)	Drop (e)	Win or (Loss) Percentage (f)
Sic Bo				
Pai Gow Poker	2	58,295	245,124	23.8%
Pai Gow	1	420	10,540	4.0%
Keno				
Caribbean Stud Poker	1	28,450	86,713	32.8%
Let it Ride Poker	2	76,927	366,995	21.0%
Three Card Poker	5	242,011	705,285	34.3%
Spanish 21	3	66,602	313,659	21.2%
Double Attack Blackjack				
Four Card Poker	1	29,495	128,871	22.9%
Texas Hold 'Em Bonus Poker				
House Way Pai Gow Poker				
Flop Poker	1	10,142	65,960	15.4%
Two Card Joker Poker				
Ultimate Texas Hold 'Em	1	45,921	167,497	27.4%
Asia Poker				
Winner's Pot Poker				
1 Bet Threat Texas Hold 'Em				
Mississippi Stud	1	51,557	243,609	21.2%
Mini-Tex 3 Card Hold'Em	1	10,619	30,905	34.4%
Supreme Pai Gow				
Total -(Must agree with line 7 on Pg 1)	19	\$ 620,439	\$ 2,365,158	26.2%

# TRUMP PLAZA ASSOCIATES

## MONTHLY GROSS REVENUE TAX RETURN

### FOR THE MONTH OF MARCH, 2011

#### CASINO WIN - CURRENT MONTH

Line (a)	Type of Game (b)	Authorized Units (c)	Win or (Loss) (d)	Drop/Handle (e)	Win or (Loss) Percentage (f)
Table and Other Games:					
1	Blackjack	29	\$ 1,171,967	\$ 9,076,118	12.9%
2	Craps	3	457,310	2,197,003	20.8%
3	Roulette	8	389,754	1,801,133	21.6%
4	Big Six	0	0	0	0.0%
5	Baccarat	0	0	0	0.0%
6	Minibaccarat	12	1,053,926	10,393,490	10.1%
7	Other Games - (Page 2)	18	826,197	3,397,039	24.3%
8	Subtotal - Table and Other Games	70	3,899,154	\$ 26,864,783	14.5%
9	Poker				
10	Total - Table and Other Games	70	\$ 3,899,154		

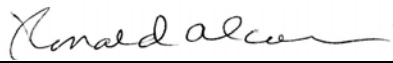
Slot Machines:					
11	\$ .01 and .02 Slot Machines	662	\$ 3,929,900	\$ 34,289,643	11.5%
12	\$ .05 Slot Machines	124	524,411	5,098,957	10.3%
13	\$ .25 Slot Machines	436	1,651,757	21,593,104	7.6%
14	\$ .50 Slot Machines	63	252,108	4,901,202	5.1%
15	\$ 1.00 Slot Machines	143	833,120	10,542,399	7.9%
16	\$ 5.00 Slot Machines	42	198,068	4,269,860	4.6%
17	\$ 25.00 Slot Machines	12	71,382	868,700	8.2%
18	\$100.00 Slot Machines	6	7,590	69,100	11.0%
19	Multi-denominational Slot Machines	147	1,101,897	12,717,646	8.7%
20	Other Slot Machines	60	305,373	5,343,510	5.7%
21	Total - Slot Machines	1,695	\$ 8,875,606	\$ 99,694,121	8.9%
22	Total Casino Win		\$ 12,774,760		

#### TAX ON GROSS REVENUE

23	Year-to-Date Table and Other Games Win .....	\$ 10,825,312
24	Year-to-Date Slot Machine Win .....	23,096,920
25	Year-to-Date Total Casino Win .....	<b>\$ 33,922,232</b>
26	Adjustments .....	<b>\$ 1,649</b>
27	Year-To-Date Gross Revenue .....	<b>\$ 33,923,881</b>
28	Deduction for Eligible Promotional Gaming Credits .....	<b>\$ 880,293</b>
29	Year-To-Date Taxable Gross Revenue .....	<b>\$ 33,043,588</b>
30	Gross Revenue Tax (8% of line 29).....	\$ 2,643,487
31	Less - Total Tax Paid in Prior Months.....	1,691,853
32	Total Tax Required for this Month (line 30 less line 31).....	<b>\$ 951,634</b>
33	Total Progressive Payout Liability - End of Month.....	\$ 618,336
34	Authorized Casino Square Footage - End of Month.....	86,923
35	Authorized Simulcasting Square Footage - End of Month.....	
36	Simulcasting Revenue for the Month.....	
37	Simulcasting Handle for the Month.....	
38	Promotional Gaming Credits Wagered for the Month.....	\$ 2,103,573

Under penalties of perjury, I declare that I have examined this report, and to the best of my knowledge and belief, it is true and complete.

April 11, 2011  
DATE

  
Ron Alcorn

Casino Controller (1623-11)  
TITLE (LICENSE NUMBER)

**TRUMP PLAZA ASSOCIATES**  
**MONTHLY GROSS REVENUE TAX RETURN**  
**SCHEDULE OF OTHER GAMES**  
**FOR THE MONTH OF MARCH, 2011**

Type of Game (b)	Authorized Units (c)	Win or (Loss) (d)	Drop (e)	Win or (Loss) Percentage (f)
Sic Bo				
Pai Gow Poker	2	125,033	524,482	23.8%
Pai Gow	2	79,608	484,719	16.4%
Keno				
Caribbean Stud Poker				
Let it Ride Poker	2	87,766	332,494	26.4%
Three Card Poker	5	214,613	797,376	26.9%
Spanish 21	3	158,602	768,028	20.7%
Double Attack Blackjack				
Four Card Poker	2	110,772	301,543	36.7%
Texas Hold 'Em Bonus Poker	2	49,803	188,397	26.4%
House Way Pai Gow Poker				
Flop Poker				
Two Card Joker Poker				
Ultimate Texas Hold 'Em				
Asia Poker				
Winner's Pot Poker				
1 Bet Threat Texas Hold 'Em				
Mississippi Stud				
Mini-Tex 3 Card Hold'Em				
Supreme Pai Gow				
Total -(Must agree with line 7 on Pg 1)	18	\$ 826,197	\$ 3,397,039	24.3%

# TRUMP TAJ MAHAL CASINO RESORT

## MONTHLY GROSS REVENUE TAX RETURN

### FOR THE MONTH OF MARCH, 2011

#### CASINO WIN - CURRENT MONTH

Line (a)	Type of Game (b)	Authorized Units (c)	Win or (Loss) (d)	Drop/Handle (e)	Win or (Loss) Percentage (f)
Table and Other Games:					
1	Blackjack	69	\$ 909,932	\$ 21,529,518	4.2%
2	Craps	12	660,951	10,426,710	6.3%
3	Roulette	14	901,794	5,133,450	17.6%
4	Big Six	1	32,435	70,893	45.8%
5	Baccarat	0			0.0%
6	Minibaccarat	12	555,276	13,734,703	4.0%
7	Other Games - (Page 2)	28	2,013,689	8,640,013	23.3%
8	Subtotal - Table and Other Games	136	5,074,077	\$ 59,535,287	8.5%
9	Poker	58	1,207,835		
10	Total - Table and Other Games	194	\$ 6,281,912		

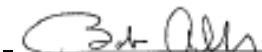
Slot Machines:					
11	\$ .01 and .02 Slot Machines	1,312	\$ 8,337,205	\$ 67,560,816	12.3%
12	\$ .05 Slot Machines	132	1,149,235	12,301,508	9.3%
13	\$ .25 Slot Machines	469	2,186,571	26,654,343	8.2%
14	\$ .50 Slot Machines	23	62,697	644,490	9.7%
15	\$ 1.00 Slot Machines	333	2,464,092	40,218,453	6.1%
16	\$ 5.00 Slot Machines	74	603,276	9,684,545	6.2%
17	\$ 25.00 Slot Machines	12	217,353	1,390,025	15.6%
18	\$100.00 Slot Machines	23	188,155	2,659,600	7.1%
19	Multi-denominational Slot Machines	400	2,961,689	43,548,833	6.8%
20	Other Slot Machines	31	235,383	2,093,567	11.2%
21	Total - Slot Machines	2,809	\$ 18,405,656	\$ 206,756,180	8.9%
22	Total Casino Win		\$ 24,687,568		

#### TAX ON GROSS REVENUE

23	Year-to-Date Table and Other Games Win .....	\$ 29,626,262
24	Year-to-Date Slot Machine Win .....	51,443,981
25	Year-to-Date Total Casino Win .....	<b>\$ 81,070,243</b>
26	Adjustments .....	<b>\$ 2,138</b>
27	Year-To-Date Gross Revenue .....	<b>\$ 81,072,381</b>
28	Deduction for Eligible Promotional Gaming Credits .....	<b>\$ 1,721,550</b>
29	Year-To-Date Taxable Gross Revenue .....	<b>\$ 79,350,831</b>
30	Gross Revenue Tax (8% of line 29).....	\$ 6,348,066
31	Less - Total Tax Paid in Prior Months.....	4,510,719
32	Total Tax Required for this Month (line 30 less line 31).....	\$ 1,837,347
33	Total Progressive Payout Liability - End of Month.....	\$ 1,055,566
34	Authorized Casino Square Footage - End of Month.....	149,239
35	Authorized Simulcasting Square Footage - End of Month.....	12,483
36	Simulcasting Revenue for the Month.....	\$ 50,795
37	Simulcasting Handle for the Month.....	\$ 596,126
38	Promotional Gaming Credits Wagered for the Month.....	\$ 3,884,486

Under penalties of perjury, I declare that I have examined this report, and to the best of my knowledge and belief, it is true and complete.

April 11, 2011  
DATE

  
Bob Allen

Finance Operations Controller 6793-11  
TITLE (LICENSE NUMBER)

**TRUMP TAJ MAHAL CASINO RESORT  
MONTHLY GROSS REVENUE TAX RETURN  
SCHEDULE OF OTHER GAMES  
FOR THE MONTH OF MARCH, 2011**

Type of Game (b)	Authorized Units (c)	Win or (Loss) (d)	Drop (e)	Win or (Loss) Percentage (f)
Sic Bo	1	34,154	114,642	29.8%
Pai Gow Poker	3	268,361	949,827	28.3%
Pai Gow	2	153,735	1,108,911	13.9%
Keno	2	9,866	67,032	14.7%
Caribbean Stud Poker	2	86,376	304,962	28.3%
Let it Ride Poker	3	125,540	661,893	19.0%
Three Card Poker	6	480,283	2,048,073	23.5%
Spanish 21	4	358,783	1,381,493	26.0%
Double Attack Blackjack	1	127,254	432,288	29.4%
Four Card Poker	2	243,373	968,090	25.1%
Texas Hold 'Em Bonus Poker	2	125,964	602,802	20.9%
House Way Pai Gow Poker				
Flop Poker				
Two Card Joker Poker				
Ultimate Texas Hold 'Em				
Asia Poker		0	0	
Winner's Pot Poker				
1 Bet Threat Texas Hold 'Em				
Mississippi Stud				
Mini-Tex 3 Card Hold'Em				
Total -(Must agree with line 7 on Pg 1)	28	\$ 2,013,689	\$ 8,640,013	23.3%