

# THE ATLANTIC CLUB CASINO HOTEL

## MONTHLY GROSS REVENUE REPORT

FOR THE MONTH OF JANUARY, 2014

### CASINO WIN - CURRENT MONTH

Line (a)	Type of Game (b)	Authorized Units (c)	Win or (Loss) (d)	Drop/Handle (e)	Win or (Loss) Percentage (f)
1	Table and Other Games	48	\$ 414,459	\$ 2,840,155	14.6%
2	Poker	0	\$ -		
3	Slot Machines	1,641	\$ 3,509,969	\$ 38,588,190	9.1%
4	Total Casino Win		\$ 3,924,428		

### GROSS REVENUE

5	Year-to-Date Table and Other Games and Poker Win .....	\$ 414,459
6	Year-to-Date Slot Machine Win .....	\$ 3,509,969
7	Year-to-Date Total Casino Win .....	<b>\$ 3,924,428</b>
8	Adjustments .....	<b>\$ 739</b>
9	Year-To-Date Gross Revenue .....	<b>\$ 3,925,167</b>
10	Authorized Casino Square Footage - End of Month .....	75,416
11	Authorized Simulcasting Square Footage - End of Month .....	-
12	Simulcasting Revenue for the Month.....	\$ -
13	Simulcasting Handle for the Month.....	\$ -
14	Promotional Gaming Credits Wagered for the Month.....	\$ 1,196,896

Under penalties of perjury, I declare that I have examined this report, and to the best of my knowledge and belief, it is true and complete.

January 24, 2014

DATE



JOANNE MCKENSIE

CASINO CONTROLLER (1231-11)

TITLE (LICENSE NUMBER)

# BALLY'S ATLANTIC CITY

## MONTHLY GROSS REVENUE REPORT

FOR THE MONTH OF JANUARY, 2014

### CASINO WIN - CURRENT MONTH

Line (a)	Type of Game (b)	Authorized Units (c)	Win or (Loss) (d)	Drop/Handle (e)	Win or (Loss) Percentage (f)
1	Table and Other Games	113	\$ 5,497,005	\$ 32,986,480	16.7%
2	Poker	26	\$ 260,658		
3	Slot Machines	1,695	\$ 9,115,238	\$ 105,642,782	8.6%
4	Total Casino Win		\$ 14,872,901		

### GROSS REVENUE

5	Year-to-Date Table and Other Games and Poker Win .....	\$ 5,757,663	
6	Year-to-Date Slot Machine Win .....	\$ 9,115,238	
7	Year-to-Date Total Casino Win .....		<b>\$ 14,872,901</b>
8	Adjustments .....		\$ -
9	Year-To-Date Gross Revenue .....		<b>\$ 14,872,901</b>
10	Authorized Casino Square Footage - End of Month .....	111,917	
11	Authorized Simulcasting Square Footage - End of Month .....	-	
12	Simulcasting Revenue for the Month.....	\$ -	
13	Simulcasting Handle for the Month.....	\$ -	
14	Promotional Gaming Credits Wagered for the Month.....	\$ 3,102,434	

Under penalties of perjury, I declare that I have examined this report, and to the best of my knowledge and belief, it is true and complete.

February 6, 2014

DATE



William Pangoras

Operations Controller (1792-11)

TITLE (LICENSE NUMBER)

# BORGATA HOTEL CASINO & SPA

## MONTHLY GROSS REVENUE REPORT

FOR THE MONTH OF JANUARY 2014

### CASINO WIN - CURRENT MONTH

Line (a)	Type of Game (b)	Authorized Units (c)	Win or (Loss) (d)	Drop/Handle (e)	Win or (Loss) Percentage (f)
1	Table and Other Games	183	\$ 16,477,233	\$ 107,925,860	15.3%
2	Poker	121	\$ 2,466,254		
3	Slot Machines	3,153	\$ 29,407,441	\$ 363,809,382	8.1%
4	Total Casino Win		\$ 48,350,928		


### GROSS REVENUE

5	Year-to-Date Table and Other Games and Poker Win .....	\$ 18,943,487	
6	Year-to-Date Slot Machine Win .....	\$ 29,407,441	
7	Year-to-Date Total Casino Win .....	<b>\$ 48,350,928</b>	
8	Adjustments .....	\$ -	
9	Year-To-Date Gross Revenue .....	<b>\$ 48,350,928</b>	
10	Authorized Casino Square Footage - End of Month .....	154,372	
11	Authorized Simulcasting Square Footage - End of Month .....	23,620	
12	Simulcasting Revenue for the Month.....	\$ 208,932	
13	Simulcasting Handle for the Month.....	\$ 2,448,047	
14	Promotional Gaming Credits Wagered for the Month.....	\$ 4,645,818	

Under penalties of perjury, I declare that I have examined this report, and to the best of my knowledge and belief, it is true and complete.

February 7, 2014

DATE



Betty Parker

Casino Controller 8038-11

**CAESARS ATLANTIC CITY**  
**MONTHLY GROSS REVENUE REPORT**  
 FOR THE MONTH OF **January, 2014**

**CASINO WIN - CURRENT MONTH**


Line (a)	Type of Game (b)	Authorized Units (c)	Win or (Loss) (d)	Drop/Handle (e)	Win or (Loss) Percentage (f)
1	Table and Other Games	145	\$ 3,656,907	\$ 51,577,452	7.1%
2	Poker	0	\$ -		
3	Slot Machines	2,096	\$ 14,169,390	\$ 160,311,820	8.8%
4	Total Casino Win		\$ 17,826,297		

**GROSS REVENUE**

5	Year-to-Date Table and Other Games and Poker Win .....	\$ 3,656,907
6	Year-to-Date Slot Machine Win .....	\$ 14,169,390
7	Year-to-Date Total Casino Win .....	<b>\$ 17,826,297</b>
8	Adjustments .....	\$ -
9	Year-To-Date Gross Revenue .....	<b>\$ 17,826,297</b>
10	Authorized Casino Square Footage - End of Month .....	119,657
11	Authorized Simulcasting Square Footage - End of Month .....	-
12	Simulcasting Revenue for the Month.....	\$ -
13	Simulcasting Handle for the Month.....	\$ -
14	Promotional Gaming Credits Wagered for the Month.....	\$ 3,749,798

Under penalties of perjury, I declare that I have examined this report, and to the best of my knowledge and belief, it is true and complete.

February 7, 2014  
 \_\_\_\_\_  
 DATE

  
 \_\_\_\_\_  
 Gail Myers

OPERATIONAL CONTROLLER 3470-11  
 \_\_\_\_\_  
 TITLE (LICENSE NUMBER)

# GOLDEN NUGGET

## MONTHLY GROSS REVENUE REPORT

FOR THE MONTH OF JANUARY, 2014

### CASINO WIN - CURRENT MONTH

Line (a)	Type of Game (b)	Authorized Units (c)	Win or (Loss) (d)	Drop/Handle (e)	Win or (Loss) Percentage (f)
1	Table and Other Games	85	\$ 2,797,313	\$ 13,835,802	20.2%
2	Poker	10	\$ 24,952		
3	Slot Machines	1,415	\$ 7,707,972	\$ 83,982,009	9.2%
4	Total Casino Win		\$ 10,530,237		

### GROSS REVENUE

5	Year-to-Date Table and Other Games and Poker Win .....	\$	2,822,265
6	Year-to-Date Slot Machine Win .....	\$	7,707,972
7	Year-to-Date Total Casino Win .....	\$	<b>10,530,237</b>
8	Adjustments .....	\$	-
9	Year-To-Date Gross Revenue .....	\$	<b>10,530,237</b>
10	Authorized Casino Square Footage - End of Month .....		70,250
11	Authorized Simulcasting Square Footage - End of Month .....		-
12	Simulcasting Revenue for the Month.....	\$	-
13	Simulcasting Handle for the Month.....	\$	-
14	Promotional Gaming Credits Wagered for the Month.....	\$	1,959,835

Under penalties of perjury, I declare that I have examined this report, and to the best of my knowledge and belief, it is true and complete.

February 8, 2014

DATE



Alison Trazzera

Director of Finance (8150-11)

TITLE (LICENSE NUMBER)

# HARRAH'S RESORT ATLANTIC CITY

## MONTHLY GROSS REVENUE REPORT

FOR THE MONTH OF JANUARY 2014

### CASINO WIN - CURRENT MONTH

Line (a)	Type of Game (b)	Authorized Units (c)	Win or (Loss) (d)	Drop/Handle (e)	Win or (Loss) Percentage (f)
1	Table and Other Games	138	\$ 6,791,003	\$ 31,378,223	21.6%
2	Poker	40	\$ 310,380		
3	Slot Machines	2,317	\$ 18,516,892	\$ 220,175,225	8.4%
4	Total Casino Win		\$ 25,618,275		

### GROSS REVENUE

5	Year-to-Date Table and Other Games and Poker Win .....	\$	7,101,383
6	Year-to-Date Slot Machine Win .....	\$	18,516,892
7	Year-to-Date Total Casino Win .....	\$	<b>25,618,275</b>
8	Adjustments .....	\$	-
9	Year-To-Date Gross Revenue .....	\$	<b>25,618,275</b>
10	Authorized Casino Square Footage - End of Month .....		155,073
11	Authorized Simulcasting Square Footage - End of Month .....		-
12	Simulcasting Revenue for the Month.....	\$	-
13	Simulcasting Handle for the Month.....	\$	-
14	Promotional Gaming Credits Wagered for the Month.....	\$	3,413,044

Under penalties of perjury, I declare that I have examined this report, and to the best of my knowledge and belief, it is true and complete.

February 10, 2014

DATE



Joseph Lodise

Operations Controller (008900-11)

TITLE (LICENSE NUMBER)

# RESORTS CASINO HOTEL (DGMB CASINO LLC)

## MONTHLY GROSS REVENUE REPORT

FOR THE MONTH OF JANUARY 2014

### CASINO WIN - CURRENT MONTH

Line (a)	Type of Game (b)	Authorized Units (c)	Win or (Loss) (d)	Drop/Handle (e)	Win or (Loss) Percentage (f)
1	Table and Other Games	74	\$ 2,187,824	\$ 16,263,834	13.5%
2	Poker	0	\$ -		
3	Slot Machines	1,704	\$ 6,196,738	\$ 74,948,198	8.3%
4	Total Casino Win		\$ 8,384,562		

### GROSS REVENUE

5	Year-to-Date Table and Other Games and Poker Win .....	\$ 2,187,824
6	Year-to-Date Slot Machine Win .....	\$ 6,196,738
7	Year-to-Date Total Casino Win .....	<b>\$ 8,384,562</b>
8	Adjustments .....	<b>\$ 1,216</b>
9	Year-To-Date Gross Revenue .....	<b>\$ 8,385,778</b>
10	Authorized Casino Square Footage - End of Month .....	81,336
11	Authorized Simulcasting Square Footage - End of Month .....	
12	Simulcasting Revenue for the Month.....	
13	Simulcasting Handle for the Month.....	
14	Promotional Gaming Credits Wagered for the Month.....	\$ 1,188,480

Under penalties of perjury, I declare that I have examined this report, and to the best of my knowledge and belief, it is true and complete.

February 7, 2014

DATE



WALTER SIMON

Director Operational Accounting 3930-11

TITLE (LICENSE NUMBER)

# REVEL ENTERTAINMENT GROUP, LLC

## MONTHLY GROSS REVENUE REPORT

FOR THE MONTH OF JANUARY 2014

### CASINO WIN - CURRENT MONTH

Line (a)	Type of Game (b)	Authorized Units (c)	Win or (Loss) (d)	Drop/Handle (e)	Win or (Loss) Percentage (f)
1	Table and Other Games	110	\$ 3,506,824	\$ 32,855,911	10.7%
2	Poker	0	\$ -		
3	Slot Machines	2,239	\$ 6,314,365	\$ 69,887,162	9.0%
4	Total Casino Win		\$ 9,821,189		

### GROSS REVENUE

5	Year-to-Date Table and Other Games and Poker Win .....	\$ 3,506,824	
6	Year-to-Date Slot Machine Win .....	\$ 6,314,365	
7	Year-to-Date Total Casino Win .....	<b>\$ 9,821,189</b>	
8	Adjustments .....	\$ -	
9	Year-To-Date Gross Revenue .....	<b>\$ 9,821,189</b>	
10	Authorized Casino Square Footage - End of Month .....	126,741	
11	Authorized Simulcasting Square Footage - End of Month .....	-	
12	Simulcasting Revenue for the Month.....	\$ -	
13	Simulcasting Handle for the Month.....	\$ -	
14	Promotional Gaming Credits Wagered for the Month.....	\$ 852,380	

Under penalties of perjury, I declare that I have examined this report, and to the best of my knowledge and belief, it is true and complete.

February 7, 2014

DATE



Ford Palmer

Casino Controller (4086-11)  
TITLE (LICENSE NUMBER)



# SHOWBOAT

## MONTHLY GROSS REVENUE REPORT

FOR THE MONTH OF JANUARY, 2014

### CASINO WIN - CURRENT MONTH

Line (a)	Type of Game (b)	Authorized Units (c)	Win or (Loss) (d)	Drop/Handle (e)	Win or (Loss) Percentage (f)
1	Table and Other Games	89	\$ 2,471,725	\$ 14,598,284	16.9%
2	Poker	24	\$ 240,016		
3	Slot Machines	2,187	\$ 8,553,150	\$ 91,298,780	9.4%
4	Total Casino Win		\$ 11,264,891		

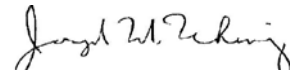
### GROSS REVENUE

5	Year-to-Date Table and Other Games and Poker Win .....	\$	2,711,741
6	Year-to-Date Slot Machine Win .....	\$	8,553,150
7	Year-to-Date Total Casino Win .....	<b>\$</b>	<b>11,264,891</b>
8	Adjustments .....	\$	-
9	Year-To-Date Gross Revenue .....	<b>\$</b>	<b>11,264,891</b>
10	Authorized Casino Square Footage - End of Month .....		124,657
11	Authorized Simulcasting Square Footage - End of Month .....		-
12	Simulcasting Revenue for the Month.....	\$	-
13	Simulcasting Handle for the Month.....	\$	-
14	Promotional Gaming Credits Wagered for the Month.....	\$	2,829,963

Under penalties of perjury, I declare that I have examined this report, and to the best of my knowledge and belief, it is true and complete.

February 8, 2014

DATE



Joe Uhing

Operations Controller 02835-11  
TITLE (LICENSE NUMBER)

**Tropicana Casino & Resort**  
**MONTHLY GROSS REVENUE REPORT**  
 FOR THE MONTH OF: JANUARY, 2014

**CASINO WIN - CURRENT MONTH**

Line (a)	Type of Game (b)	Authorized Units (c)	Win or (Loss) (d)	Drop/Handle (e)	Win or (Loss) Percentage (f)
1	Table and Other Games	108	\$ 3,681,471	\$ 24,465,379	15.0%
2	Poker	27	\$ 173,964		
3	Slot Machines	2,595	\$ 12,824,776	\$ 137,223,117	9.3%
4	Total Casino Win		\$ 16,680,211		

**GROSS REVENUE**

5	Year-to-Date Table and Other Games and Poker Win .....	\$ 3,855,435	
6	Year-to-Date Slot Machine Win .....	\$ 12,824,776	
7	Year-to-Date Total Casino Win .....		\$ 16,680,211
8	Adjustments .....		\$ -
9	Year-To-Date Gross Revenue .....		\$ 16,680,211
10	Authorized Casino Square Footage - End of Month .....	123,980	
11	Authorized Simulcasting Square Footage - End of Month .....	-	
12	Simulcasting Revenue for the Month.....	\$ -	
13	Simulcasting Handle for the Month.....	\$ -	
14	Promotional Gaming Credits Wagered for the Month.....	\$ 2,572,178	

Under penalties of perjury, I declare that I have examined this report, and to the best of my knowledge and belief, it is true and complete.

February 7, 2014

DATE



Jeff Bohrer

Casino Controller, 7488-11

# TRUMP PLAZA ASSOCIATES

## MONTHLY GROSS REVENUE REPORT

FOR THE MONTH OF JANUARY, 2014

### CASINO WIN - CURRENT MONTH

Line (a)	Type of Game (b)	Authorized Units (c)	Win or (Loss) (d)	Drop/Handle (e)	Win or (Loss) Percentage (f)
1	Table and Other Games	64	\$ 564,207	\$ 3,255,956	17.3%
2	Poker	0	\$ -		
3	Slot Machines	1,600	\$ 3,019,577	\$ 33,971,654	8.9%
4	Total Casino Win		\$ 3,583,784		


### GROSS REVENUE

5	Year-to-Date Table and Other Games and Poker Win .....	\$	564,207
6	Year-to-Date Slot Machine Win .....	\$	3,019,577
7	Year-to-Date Total Casino Win .....	\$	<b>3,583,784</b>
8	Adjustments .....	\$	<b>119</b>
9	Year-To-Date Gross Revenue .....	\$	<b>3,583,903</b>
10	Authorized Casino Square Footage - End of Month .....		86,923
11	Authorized Simulcasting Square Footage - End of Month .....		-
12	Simulcasting Revenue for the Month.....	\$	-
13	Simulcasting Handle for the Month.....	\$	-
14	Promotional Gaming Credits Wagered for the Month.....	\$	632,242

Under penalties of perjury, I declare that I have examined this report, and to the best of my knowledge and belief, it is true and complete.

February 7, 2014

DATE



Ron Alcorn

Casino Controller (1623-11)

TITLE (LICENSE NUMBER)

# TRUMP TAJ MAHAL CASINO RESORT MONTHLY GROSS REVENUE REPORT FOR THE MONTH OF JANUARY, 2014

## CASINO WIN - CURRENT MONTH

Line (a)	Type of Game (b)	Authorized Units (c)	Win or (Loss) (d)	Drop/Handle (e)	Win or (Loss) Percentage (f)
1	Table and Other Games	132	\$ 4,367,205	\$ 30,202,547	14.5%
2	Poker	48	\$ 328,260		
3	Slot Machines	2,523	\$ 10,733,961	\$ 118,296,784	9.1%
4	Total Casino Win		\$ 15,429,426		


## GROSS REVENUE

5	Year-to-Date Table and Other Games and Poker Win .....	\$ 4,695,465	
6	Year-to-Date Slot Machine Win .....	\$ 10,733,961	
7	Year-to-Date Total Casino Win .....	<b>\$ 15,429,426</b>	
8	Adjustments .....	<b>\$ 110</b>	
9	Year-To-Date Gross Revenue .....	<b>\$ 15,429,536</b>	
10	Authorized Casino Square Footage - End of Month .....	159,998	
11	Authorized Simulcasting Square Footage - End of Month .....	-	
12	Simulcasting Revenue for the Month.....	\$ -	
13	Simulcasting Handle for the Month.....	\$ -	
14	Promotional Gaming Credits Wagered for the Month.....	\$ 2,258,804	

Under penalties of perjury, I declare that I have examined this report, and to the best of my know

February 6, 2014

DATE



Robert Allen

Finance Operations Controller 6793-11  
TITLE (LICENSE NUMBER)