

BALLY'S ATLANTIC CITY

MONTHLY GROSS REVENUE REPORT

FOR THE MONTH OF OCTOBER, 2015

CASINO WIN - CURRENT MONTH

Line (a)	Type of Game (b)	Authorized Units (c)	Win or (Loss) (d)	Drop/Handle (e)	Win or (Loss) Percentage (f)
1	Table and Other Games	129	\$ 5,981,438	\$ 32,823,725	18.2%
2	Poker	42	\$ 323,412		
3	Slot Machines	1,840	\$ 10,733,675	\$ 117,749,425	9.1%
4	Total Casino Win		\$ 17,038,525		

GROSS REVENUE

5	Year-to-Date Table and Other Games and Poker Win	\$ 60,315,714	
6	Year-to-Date Slot Machine Win	\$ 119,537,436	
7	Year-to-Date Total Casino Win		\$ 179,853,150
8	Adjustments		\$ -
9	Year-To-Date Gross Revenue		\$ 179,853,150
10	Authorized Casino Square Footage - End of Month	121,624	
11	Authorized Simulcasting Square Footage - End of Month	-	
12	Simulcasting Revenue for the Month.....	\$ -	
13	Simulcasting Handle for the Month.....	\$ -	
14	Promotional Gaming Credits Wagered for the Month.....	\$ 2,319,986	

Under penalties of perjury, I declare that I have examined this report, and to the best of my knowledge and belief, it is true and complete.

NOVEMBER 5, 2015
DATE

William Pangoras

William Pangoras

Operations Controller (1792-11)

TITLE (LICENSE NUMBER)

BORGATA HOTEL CASINO & SPA

MONTHLY GROSS REVENUE REPORT

FOR THE MONTH OF OCTOBER, 2015

CASINO WIN - CURRENT MONTH

Line (a)	Type of Game (b)	Authorized Units (c)	Win or (Loss) (d)	Drop/Handle (e)	Win or (Loss) Percentage (f)
1	Table and Other Games	186	\$ 17,426,177	\$ 103,270,370	16.9%
2	Poker	79	\$ 1,339,232		
3	Slot Machines	3,038	\$ 38,879,126	\$ 468,632,994	8.3%
4	Total Casino Win		\$ 57,644,535		


GROSS REVENUE

5	Year-to-Date Table and Other Games and Poker Win	\$ 191,747,343	
6	Year-to-Date Slot Machine Win	\$ 392,298,782	
7	Year-to-Date Total Casino Win		\$ 584,046,125
8	Adjustments		\$ -
9	Year-To-Date Gross Revenue		\$ 584,046,125
10	Authorized Casino Square Footage - End of Month	137,125	
11	Authorized Simulcasting Square Footage - End of Month	23,620	
12	Simulcasting Revenue for the Month.....	\$ 238,334	
13	Simulcasting Handle for the Month.....	\$ 2,969,312	
14	Promotional Gaming Credits Wagered for the Month.....	\$ 6,840,536	

Under penalties of perjury, I declare that I have examined this report, and to the best of my knowledge and belief, it is true and complete.

November 8, 2015

DATE



Betty Parker

Casino Controller 8038-11

TITLE (LICENSE NUMBER)

CAESARS ATLANTIC CITY

MONTHLY GROSS REVENUE REPORT

FOR THE MONTH OF OCTOBER, 2015

CASINO WIN - CURRENT MONTH

Line (a)	Type of Game (b)	Authorized Units (c)	Win or (Loss) (d)	Drop/Handle (e)	Win or (Loss) Percentage (f)
1	Table and Other Games	137	\$ 5,491,354	\$ 43,385,456	12.7%
2	Poker	0	\$ -		
3	Slot Machines	1,854	\$ 17,137,908	\$ 177,165,237	9.7%
4	Total Casino Win		\$ 22,629,262		

GROSS REVENUE

5	Year-to-Date Table and Other Games and Poker Win	\$ 96,891,037	
6	Year-to-Date Slot Machine Win	\$ 166,716,439	
7	Year-to-Date Total Casino Win		\$ 263,607,476
8	Adjustments		\$ 25,719
9	Year-To-Date Gross Revenue		\$ 263,633,195
10	Authorized Casino Square Footage - End of Month	115,225	
11	Authorized Simulcasting Square Footage - End of Month	-	
12	Simulcasting Revenue for the Month.....	\$ -	
13	Simulcasting Handle for the Month.....	\$ -	
14	Promotional Gaming Credits Wagered for the Month.....	\$ 3,157,484	

Under penalties of perjury, I declare that I have examined this report, and to the best of my knowledge and belief, it is true and complete.

November 7, 2015

DATE



Gail Myers

Operations Controller 3470-11

TITLE (LICENSE NUMBER)

GOLDEN NUGGET

MONTHLY GROSS REVENUE REPORT

FOR THE MONTH OF OCTOBER, 2015

CASINO WIN - CURRENT MONTH

Line (a)	Type of Game (b)	Authorized Units (c)	Win or (Loss) (d)	Drop/Handle (e)	Win or (Loss) Percentage (f)
1	Table and Other Games	81	\$ 3,189,425	\$ 28,343,698	11.3%
2	Poker	10	\$ 82,041		
3	Slot Machines	1,376	\$ 11,675,060	\$ 125,484,442	9.3%
4	Total Casino Win		\$ 14,946,526		

GROSS REVENUE

5	Year-to-Date Table and Other Games and Poker Win	\$ 46,258,098	
6	Year-to-Date Slot Machine Win	\$ 123,761,191	
7	Year-to-Date Total Casino Win		\$ 170,019,289
8	Adjustments		\$ 14,300
9	Year-To-Date Gross Revenue		\$ 170,033,589
10	Authorized Casino Square Footage - End of Month	79,980	
11	Authorized Simulcasting Square Footage - End of Month	-	
12	Simulcasting Revenue for the Month.....	\$ -	
13	Simulcasting Handle for the Month.....	\$ -	
14	Promotional Gaming Credits Wagered for the Month.....	\$ 2,574,118	

Under penalties of perjury, I declare that I have examined this report, and to the best of my knowledge and belief, it is true and complete.

November 5, 2015

DATE



Joanne McKensie
Director of Finance/Controller 1231.11

TITLE (LICENSE NUMBER)

HARRAH'S RESORT ATLANTIC CITY

MONTHLY GROSS REVENUE REPORT

FOR THE MONTH OF October, 2015

CASINO WIN - CURRENT MONTH

Line (a)	Type of Game (b)	Authorized Units (c)	Win or (Loss) (d)	Drop/Handle (e)	Win or (Loss) Percentage (f)
1	Table and Other Games	135	\$ 5,737,162	\$ 34,894,105	16.4%
2	Poker	40	\$ 271,689		
3	Slot Machines	2,169	\$ 23,099,594	\$ 278,698,710	8.3%
4	Total Casino Win		\$ 29,108,445		


GROSS REVENUE

5	Year-to-Date Table and Other Games and Poker Win	\$ 76,766,543	
6	Year-to-Date Slot Machine Win	\$ 240,653,143	
7	Year-to-Date Total Casino Win		\$ 317,419,686
8	Adjustments		\$ 43,881
9	Year-To-Date Gross Revenue		\$ 317,463,567
10	Authorized Casino Square Footage - End of Month	154,795	
11	Authorized Simulcasting Square Footage - End of Month	-	
12	Simulcasting Revenue for the Month.....	\$ -	
13	Simulcasting Handle for the Month.....	\$ -	
14	Promotional Gaming Credits Wagered for the Month.....	\$ 3,792,756	

Under penalties of perjury, I declare that I have examined this report, and to the best of my knowledge and belief, it is true and complete.

November 5, 2015

DATE



 Joseph Lodise
 Vice President of Finance (008900-11)

 TITLE (LICENSE NUMBER)

RESORTS CASINO HOTEL (DGMB CASINO LLC)

MONTHLY GROSS REVENUE REPORT

FOR THE MONTH OF OCTOBER 2015

CASINO WIN - CURRENT MONTH

Line (a)	Type of Game (b)	Authorized Units (c)	Win or (Loss) (d)	Drop/Handle (e)	Win or (Loss) Percentage (f)
1	Table and Other Games	72	\$ 3,230,483	\$ 18,867,718	17.1%
2	Poker	0	\$ -		
3	Slot Machines	1,560	\$ 11,589,415	\$ 121,241,051	9.6%
4	Total Casino Win		\$ 14,819,898		

GROSS REVENUE

5	Year-to-Date Table and Other Games and Poker Win	\$ 27,966,983	
6	Year-to-Date Slot Machine Win	\$ 109,367,804	
7	Year-to-Date Total Casino Win	\$	137,334,787
8	Adjustments	\$	(12,160)
9	Year-To-Date Gross Revenue	\$	137,322,627
10	Authorized Casino Square Footage - End of Month	83,016	
11	Authorized Simulcasting Square Footage - End of Month	-	
12	Simulcasting Revenue for the Month.....	\$ -	
13	Simulcasting Handle for the Month.....	\$ -	
14	Promotional Gaming Credits Wagered for the Month.....	\$ 2,262,011	

Under penalties of perjury, I declare that I have examined this report, and to the best of my knowledge and belief, it is true and complete.

November 9, 2015

DATE



Walter Simon

Director Operational Accounting 3930-11

TITLE (LICENSE NUMBER)

Tropicana Casino & Resort

MONTHLY GROSS REVENUE REPORT

FOR THE MONTH OF: OCTOBER 2015

CASINO WIN - CURRENT MONTH

Line (a)	Type of Game (b)	Authorized Units (c)	Win or (Loss) (d)	Drop/Handle (e)	Win or (Loss) Percentage (f)
1	Table and Other Games	109	\$ 4,080,081	\$ 27,946,549	14.6%
2	Poker	22	\$ 215,301		
3	Slot Machines	2,339	\$ 17,492,444	\$ 194,428,269	9.0%
4	Total Casino Win		\$ 21,787,826		

GROSS REVENUE

5	Year-to-Date Table and Other Games and Poker Win	\$ 45,464,017	
6	Year-to-Date Slot Machine Win	\$ 191,010,771	
7	Year-to-Date Total Casino Win		\$ 236,474,788
8	Adjustments		\$ -
9	Year-To-Date Gross Revenue		\$ 236,474,788
10	Authorized Casino Square Footage - End of Month	124,791	
11	Authorized Simulcasting Square Footage - End of Month	-	
12	Simulcasting Revenue for the Month.....	\$ -	
13	Simulcasting Handle for the Month.....	\$ -	
14	Promotional Gaming Credits Wagered for the Month.....	\$ 3,178,990	

Under penalties of perjury, I declare that I have examined this report, and to the best of my knowledge and belief, it is true and complete.

November 9, 2015

DATE



Jeff Bohrer

Casino Controller, 7488-11

TRUMP TAJ MAHAL CASINO RESORT

MONTHLY GROSS REVENUE REPORT

FOR THE MONTH OF OCTOBER, 2015

CASINO WIN - CURRENT MONTH

Line (a)	Type of Game (b)	Authorized Units (c)	Win or (Loss) (d)	Drop/Handle (e)	Win or (Loss) Percentage (f)
1	Table and Other Games	130	\$ 3,147,915	\$ 18,266,738	17.2%
2	Poker	0	\$ -	-	-
3	Slot Machines	2,519	\$ 10,474,010	\$ 118,112,877	8.9%
4	Total Casino Win	-	\$ 13,621,925	-	-


GROSS REVENUE

5	Year-to-Date Table and Other Games and Poker Win	\$ 33,362,730	
6	Year-to-Date Slot Machine Win	\$ 123,390,010	
7	Year-to-Date Total Casino Win	\$ 156,752,740	
8	Adjustments	\$ 2,937	
9	Year-To-Date Gross Revenue	\$ 156,755,677	
10	Authorized Casino Square Footage - End of Month	159,998	
11	Authorized Simulcasting Square Footage - End of Month	-	
12	Simulcasting Revenue for the Month.....	\$ -	
13	Simulcasting Handle for the Month.....	\$ -	
14	Promotional Gaming Credits Wagered for the Month.....	\$ 2,329,476	

Under penalties of perjury, I declare that I have examined this report, and to the best of my knowledge and belief, it is true and complete.

November 6, 2015

DATE



Robert Allen

Finance Operations Controller 6793-11

TITLE (LICENSE NUMBER)