

BALLY'S ATLANTIC CITY

MONTHLY GROSS REVENUE REPORT

FOR THE MONTH OF MARCH, 2016

CASINO WIN - CURRENT MONTH

Line (a)	Type of Game (b)	Authorized Units (c)	Win or (Loss) (d)	Drop/Handle (e)	Win or (Loss) Percentage (f)
1	Table and Other Games	129	\$ 6,467,005	\$ 32,291,605	20.0%
2	Poker	42	\$ 342,836		
3	Slot Machines	1,841	\$ 10,604,984	\$ 119,580,071	8.9%
4	Total Casino Win		\$ 17,414,825		

GROSS REVENUE

5	Year-to-Date Table and Other Games and Poker Win	\$ 19,472,659	
6	Year-to-Date Slot Machine Win	\$ 28,981,189	
7	Year-to-Date Total Casino Win		\$ 48,453,848
8	Adjustments		\$ -
9	Year-To-Date Gross Revenue		\$ 48,453,848

10	Authorized Casino Square Footage - End of Month	121,624
11	Authorized Simulcasting Square Footage - End of Month	-
12	Simulcasting Revenue for the Month.....	\$ -
13	Simulcasting Handle for the Month.....	\$ -
14	Promotional Gaming Credits Wagered for the Month.....	\$ 1,996,702

Under penalties of perjury, I declare that I have examined this report, and to the best of my knowledge and belief, it is true and complete.

April 7, 2016

DATE

William Pangoras

WILLAM PANGORAS

OPERATIONS CONTROLLER (1792-11)

TITLE (LICENSE NUMBER)

BORGATA HOTEL CASINO & SPA
MONTHLY GROSS REVENUE REPORT
 FOR THE MONTH OF MARCH, 2016

CASINO WIN - CURRENT MONTH

Line (a)	Type of Game (b)	Authorized Units (c)	Win or (Loss) (d)	Drop/Handle (e)	Win or (Loss) Percentage (f)
1	Table and Other Games	186	\$ 14,593,603	\$ 105,510,568	13.8%
2	Poker	79	\$ 1,275,027		
3	Slot Machines	3,026	\$ 37,899,792	\$ 460,847,232	8.2%
4	Total Casino Win		\$ 53,768,422		


GROSS REVENUE

5	Year-to-Date Table and Other Games and Poker Win	\$ 52,706,075	
6	Year-to-Date Slot Machine Win	\$ 111,774,224	
7	Year-to-Date Total Casino Win		\$ 164,480,299
8	Adjustments		\$ -
9	Year-To-Date Gross Revenue		\$ 164,480,299
10	Authorized Casino Square Footage - End of Month	136,551	
11	Authorized Simulcasting Square Footage - End of Month	23,620	
12	Simulcasting Revenue for the Month.....	\$ 216,898	
13	Simulcasting Handle for the Month.....	\$ 2,587,616	
14	Promotional Gaming Credits Wagered for the Month.....	\$ 5,907,916	

Under penalties of perjury, I declare that I have examined this report, and to the best of my knowledge and belief, it is true and complete.

April 7, 2016

 DATE



 Betty J. Parker
 Casino Controller 8038-11

 TITLE (LICENSE NUMBER)

CAESARS ATLANTIC CITY
MONTHLY GROSS REVENUE REPORT
FOR THE MONTH OF MARCH, 2016

CASINO WIN - CURRENT MONTH

Line (a)	Type of Game (b)	Authorized Units (c)	Win or (Loss) (d)	Drop/Handle (e)	Win or (Loss) Percentage (f)
1	Table and Other Games	137	\$ 7,527,541	\$ 46,129,240	16.3%
2	Poker	0	\$ -		
3	Slot Machines	1,855	\$ 14,675,301	\$ 165,489,693	8.9%
4	Total Casino Win		\$ 22,202,842		

GROSS REVENUE

5	Year-to-Date Table and Other Games and Poker Win	\$ 22,266,497	
6	Year-to-Date Slot Machine Win	\$ 42,582,332	
7	Year-to-Date Total Casino Win		\$ 64,848,829
8	Adjustments		\$ 447
9	Year-To-Date Gross Revenue		\$ 64,849,276
10	Authorized Casino Square Footage - End of Month	115,225	
11	Authorized Simulcasting Square Footage - End of Month	-	
12	Simulcasting Revenue for the Month.....	\$ -	
13	Simulcasting Handle for the Month.....	\$ -	
14	Promotional Gaming Credits Wagered for the Month.....	\$ 2,456,431	

Under penalties of perjury, I declare that I have examined this report, and to the best of my knowledge and belief, it is true and complete.

April 8, 2016

DATE



Gail Myers

Operations Controller 3470-11

TITLE (LICENSE NUMBER)

GOLDEN NUGGET

MONTHLY GROSS REVENUE REPORT

FOR THE MONTH OF MARCH, 2016

CASINO WIN - CURRENT MONTH

Line (a)	Type of Game (b)	Authorized Units (c)	Win or (Loss) (d)	Drop/Handle (e)	Win or (Loss) Percentage (f)
1	Table and Other Games	78	\$ 5,382,011	\$ 25,487,291	21.1%
2	Poker	10	\$ 91,735		
3	Slot Machines	1,447	\$ 11,341,476	\$ 123,637,685	9.2%
4	Total Casino Win		\$ 16,815,222		

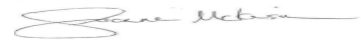
GROSS REVENUE

5	Year-to-Date Table and Other Games and Poker Win	\$ 15,685,115	
6	Year-to-Date Slot Machine Win	\$ 33,443,786	
7	Year-to-Date Total Casino Win		\$ 49,128,901
8	Adjustments		\$ (10,000)
9	Year-To-Date Gross Revenue		\$ 49,118,901
10	Authorized Casino Square Footage - End of Month	78,957	
11	Authorized Simulcasting Square Footage - End of Month	-	
12	Simulcasting Revenue for the Month.....	\$ -	
13	Simulcasting Handle for the Month.....	\$ -	
14	Promotional Gaming Credits Wagered for the Month.....	\$ 2,134,489	

Under penalties of perjury, I declare that I have examined this report, and to the best of my knowledge and belief, it is true and complete.

April 8, 2016

DATE



Joanne McKensie

Director of Finance/Controller 1231.11

TITLE (LICENSE NUMBER)

HARRAH'S RESORT ATLANTIC CITY

MONTHLY GROSS REVENUE REPORT

FOR THE MONTH OF MARCH, 2016

CASINO WIN - CURRENT MONTH

Line (a)	Type of Game (b)	Authorized Units (c)	Win or (Loss) (d)	Drop/Handle (e)	Win or (Loss) Percentage (f)
1	Table and Other Games	136	\$ 8,582,912	\$ 37,287,239	23.0%
2	Poker	40	\$ 493,700		
3	Slot Machines	2,163	\$ 19,453,911	\$ 235,930,717	8.2%
4	Total Casino Win		\$ 28,530,523		

GROSS REVENUE

5	Year-to-Date Table and Other Games and Poker Win	\$ 25,838,043	
6	Year-to-Date Slot Machine Win	\$ 59,854,857	
7	Year-to-Date Total Casino Win		\$ 85,692,900
8	Adjustments		\$ 100
9	Year-To-Date Gross Revenue		\$ 85,693,000
10	Authorized Casino Square Footage - End of Month	154,795	
11	Authorized Simulcasting Square Footage - End of Month	-	
12	Simulcasting Revenue for the Month.....	\$ -	
13	Simulcasting Handle for the Month.....	\$ -	
14	Promotional Gaming Credits Wagered for the Month.....	\$ 2,597,113	

Under penalties of perjury, I declare that I have examined this report, and to the best of my knowledge and belief, it is true and complete.

April 5, 2016

DATE



Joseph Lodise

Vice President of Finance (008900-11)

TITLE (LICENSE NUMBER)

RESORTS CASINO HOTEL (DGMB CASINO LLC)

MONTHLY GROSS REVENUE REPORT

FOR THE MONTH OF MARCH 2016

CASINO WIN - CURRENT MONTH

Line (a)	Type of Game (b)	Authorized Units (c)	Win or (Loss) (d)	Drop/Handle (e)	Win or (Loss) Percentage (f)
1	Table and Other Games	74	\$ 2,588,208	\$ 20,215,910	12.8%
2	Poker	0	\$ -		
3	Slot Machines	1,552	\$ 10,455,120	\$ 105,635,806	9.9%
4	Total Casino Win		\$ 13,043,328		

GROSS REVENUE

5	Year-to-Date Table and Other Games and Poker Win	\$ 8,107,018	
6	Year-to-Date Slot Machine Win	\$ 28,770,636	
7	Year-to-Date Total Casino Win		\$ 36,877,654
8	Adjustments		\$ -
9	Year-To-Date Gross Revenue		\$ 36,877,654
10	Authorized Casino Square Footage - End of Month	83,016	
11	Authorized Simulcasting Square Footage - End of Month	-	
12	Simulcasting Revenue for the Month.....	\$ -	
13	Simulcasting Handle for the Month.....	\$ -	
14	Promotional Gaming Credits Wagered for the Month.....	\$ 1,846,256	

Under penalties of perjury, I declare that I have examined this report, and to the best of my knowledge and belief, it is true and complete.

April 8, 2016

DATE



Walter Simon

Director Operational Accounting 3930-11

TITLE (LICENSE NUMBER)

Tropicana Casino & Resort

MONTHLY GROSS REVENUE REPORT

FOR THE MONTH OF: MARCH, 2016

CASINO WIN - CURRENT MONTH

AMENDED APRIL 26, 2016

Line (a)	Type of Game (b)	Authorized Units (c)	Win or (Loss) (d)	Drop/Handle (e)	Win or (Loss) Percentage (f)
1	Table and Other Games	109	\$ 4,316,728	\$ 27,998,094	15.4%
2	Poker	22	\$ 228,364		
3	Slot Machines	2,171	\$ 17,901,761	\$ 185,019,269	9.7%
4	Total Casino Win		\$ 22,446,853		

GROSS REVENUE

5	Year-to-Date Table and Other Games and Poker Win	\$ 14,332,105	
6	Year-to-Date Slot Machine Win	\$ 51,319,565	
7	Year-to-Date Total Casino Win		\$ 65,651,670
8	Adjustments		\$ 127,810
9	Year-To-Date Gross Revenue		\$ 65,779,480
10	Authorized Casino Square Footage - End of Month	124,791	
11	Authorized Simulcasting Square Footage - End of Month	-	
12	Simulcasting Revenue for the Month.....	\$ -	
13	Simulcasting Handle for the Month.....	\$ -	
14	Promotional Gaming Credits Wagered for the Month.....	\$ 2,975,964	

Under penalties of perjury, I declare that I have examined this report, and to the best of my knowledge and belief, it is true and complete.

April 9, 2016

DATE



Jeff Bohrer

Casino Controller, 7488-11

TRUMP TAJ MAHAL CASINO RESORT MONTHLY GROSS REVENUE REPORT FOR THE MONTH OF MARCH, 2016

CASINO WIN - CURRENT MONTH

Line (a)	Type of Game (b)	Authorized Units (c)	Win or (Loss) (d)	Drop/Handle (e)	Win or (Loss) Percentage (f)
1	Table and Other Games	130	\$ 2,748,098	\$ 19,066,806	14.4%
2	Poker	0	\$ -		
3	Slot Machines	2,516	\$ 10,493,478	\$ 113,661,010	9.2%
4	Total Casino Win		\$ 13,241,576		


GROSS REVENUE

5	Year-to-Date Table and Other Games and Poker Win	\$ 8,504,518	
6	Year-to-Date Slot Machine Win	\$ 29,273,781	
7	Year-to-Date Total Casino Win		\$ 37,778,299
8	Adjustments		\$ 9,000
9	Year-To-Date Gross Revenue		\$ 37,787,299
10	Authorized Casino Square Footage - End of Month	159,998	
11	Authorized Simulcasting Square Footage - End of Month	-	
12	Simulcasting Revenue for the Month.....	\$ -	
13	Simulcasting Handle for the Month.....	\$ -	
14	Promotional Gaming Credits Wagered for the Month.....	\$ 2,029,010	

Under penalties of perjury, I declare that I have examined this report, and to the best of my knowledge and belief, it is true and complete.

April 8, 2016

DATE



Robert Allen

Finance Operations Controller 6793-11

TITLE (LICENSE NUMBER)