

BALLY'S ATLANTIC CITY

MONTHLY GROSS REVENUE REPORT

FOR THE MONTH OF DECEMBER, 2016

CASINO WIN - CURRENT MONTH

Line (a)	Type of Game (b)	Authorized Units (c)	Win or (Loss) (d)	Drop/Handle (e)	Win or (Loss) Percentage (f)
1	Table and Other Games	129	\$ 4,830,518	\$ 31,568,462	15.3%
2	Poker	42	\$ 268,553		
3	Slot Machines	1,798	\$ 10,385,646	\$ 114,002,114	9.1%
4	Total Casino Win		\$ 15,484,717		

GROSS REVENUE

5	Year-to-Date Table and Other Games and Poker Win	\$ 75,132,527	
6	Year-to-Date Slot Machine Win	\$ 135,577,882	
7	Year-to-Date Total Casino Win		\$ 210,710,409
8	Adjustments		\$ -
9	Year-To-Date Gross Revenue		\$ 210,710,409
10	Authorized Casino Square Footage - End of Month	121,624	
11	Authorized Simulcasting Square Footage - End of Month	-	
12	Simulcasting Revenue for the Month.....	\$ -	
13	Simulcasting Handle for the Month.....	\$ -	
14	Promotional Gaming Credits Wagered for the Month.....	\$ 1,868,266	

Under penalties of perjury, I declare that I have examined this report, and to the best of my knowledge and belief, it is true and complete.

JANUARY 6, 2017

DATE

William Pangoras

WILLIAM PANGORAS

OPERATIONS CONTROLLER (1792-11)

TITLE (LICENSE NUMBER)

BORGATA HOTEL CASINO & SPA

MONTHLY GROSS REVENUE REPORT

FOR THE MONTH OF DECEMBER, 2016

CASINO WIN - CURRENT MONTH

Amended March 3, 2017

Line (a)	Type of Game (b)	Authorized Units (c)	Win or (Loss) (d)	Drop/Handle (e)	Win or (Loss) Percentage (f)
1	Table and Other Games	186	\$ 17,240,161	\$ 106,342,179	16.2%
2	Poker	79	\$ 1,345,845		
3	Slot Machines	3,026	\$ 38,521,052	\$ 456,822,110	8.4%
4	Total Casino Win		\$ 57,107,058		

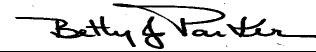
GROSS REVENUE

5	Year-to-Date Table and Other Games and Poker Win	\$ 231,288,615	
6	Year-to-Date Slot Machine Win	\$ 491,483,634	
7	Year-to-Date Total Casino Win		\$ 722,772,249
8	Adjustments		\$ -
9	Year-To-Date Gross Revenue		\$ 722,772,249
10	Authorized Casino Square Footage - End of Month	136,551	
11	Authorized Simulcasting Square Footage - End of Month	23,620	
12	Simulcasting Revenue for the Month.....	\$ 157,350	
13	Simulcasting Handle for the Month.....	\$ 1,858,463	
14	Promotional Gaming Credits Wagered for the Month.....	\$ 6,446,699	

Under penalties of perjury, I declare that I have examined this report, and to the best of my knowledge and belief, it is true and complete.

March 3, 2017

DATE



Betty J. Parker

Casino Controller 8038-11

TITLE (LICENSE NUMBER)

CAESARS ATLANTIC CITY

MONTHLY GROSS REVENUE REPORT

FOR THE MONTH OF DECEMBER, 2016

CASINO WIN - CURRENT MONTH

Line (a)	Type of Game (b)	Authorized Units (c)	Win or (Loss) (d)	Drop/Handle (e)	Win or (Loss) Percentage (f)
1	Table and Other Games	137	\$ 13,268,971	\$ 57,206,634	23.2%
2	Poker	0	\$ -		
3	Slot Machines	1,854	\$ 16,393,050	\$ 179,643,853	9.1%
4	Total Casino Win		\$ 29,662,021		

GROSS REVENUE

5	Year-to-Date Table and Other Games and Poker Win	\$ 106,954,998	
6	Year-to-Date Slot Machine Win	\$ 195,049,635	
7	Year-to-Date Total Casino Win		\$ 302,004,633
8	Adjustments		\$ (282,616)
9	Year-To-Date Gross Revenue		\$ 301,722,017
10	Authorized Casino Square Footage - End of Month	115,225	
11	Authorized Simulcasting Square Footage - End of Month	-	
12	Simulcasting Revenue for the Month.....	\$ -	
13	Simulcasting Handle for the Month.....	\$ -	
14	Promotional Gaming Credits Wagered for the Month.....	\$ 2,913,186	

Under penalties of perjury, I declare that I have examined this report, and to the best of my knowledge and belief, it is true and complete.

January 07, 2017

DATE



Gail Myers

Operations Controller 3470-11

GOLDEN NUGGET

MONTHLY GROSS REVENUE REPORT

FOR THE MONTH OF DECEMBER, 2016

CASINO WIN - CURRENT MONTH

Line (a)	Type of Game (b)	Authorized Units (c)	Win or (Loss) (d)	Drop/Handle (e)	Win or (Loss) Percentage (f)
1	Table and Other Games	78	\$ 5,385,850	\$ 25,681,331	21.0%
2	Poker	10	\$ 71,529		
3	Slot Machines	1,455	\$ 11,957,161	\$ 133,465,951	9.0%
4	Total Casino Win		\$ 17,414,540		

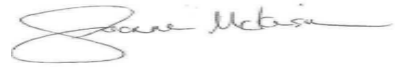
GROSS REVENUE

5	Year-to-Date Table and Other Games and Poker Win	\$ 59,135,210	
6	Year-to-Date Slot Machine Win	\$ 150,548,958	
7	Year-to-Date Total Casino Win		\$ 209,684,168
8	Adjustments		\$ (11,400)
9	Year-To-Date Gross Revenue		\$ 209,672,768
10	Authorized Casino Square Footage - End of Month	78,957	
11	Authorized Simulcasting Square Footage - End of Month	-	
12	Simulcasting Revenue for the Month.....	\$ -	
13	Simulcasting Handle for the Month.....	\$ -	
14	Promotional Gaming Credits Wagered for the Month.....	\$ 2,631,857	

Under penalties of perjury, I declare that I have examined this report, and to the best of my knowledge and belief, it is true and complete.

January 6, 2017

DATE



Joanne McKensie

Director of Finance/Controller 1231.11

HARRAH'S RESORT ATLANTIC CITY

MONTHLY GROSS REVENUE REPORT

FOR THE MONTH OF DECEMBER 2016

CASINO WIN - CURRENT MONTH

Line (a)	Type of Game (b)	Authorized Units (c)	Win or (Loss) (d)	Drop/Handle (e)	Win or (Loss) Percentage (f)
1	Table and Other Games	141	\$ 6,484,229	\$ 39,293,332	16.5%
2	Poker	40	\$ 313,483		
3	Slot Machines	2,177	\$ 22,324,591	\$ 265,235,425	8.4%
4	Total Casino Win		\$ 29,122,303		

GROSS REVENUE

5	Year-to-Date Table and Other Games and Poker Win	\$ 91,769,157	
6	Year-to-Date Slot Machine Win	\$ 266,299,345	
7	Year-to-Date Total Casino Win		\$ 358,068,502
8	Adjustments		\$ (406,558)
9	Year-To-Date Gross Revenue		\$ 357,661,944
10	Authorized Casino Square Footage - End of Month	155,195	
11	Authorized Simulcasting Square Footage - End of Month	-	
12	Simulcasting Revenue for the Month.....	\$ -	
13	Simulcasting Handle for the Month.....	\$ -	
14	Promotional Gaming Credits Wagered for the Month.....	\$ 3,476,326	

Under penalties of perjury, I declare that I have examined this report, and to the best of my knowledge and belief, it is true and complete.

January 9, 2017

DATE



Joseph Lodise

Vice President of Finance (008900-11)

TITLE (LICENSE NUMBER)

RESORTS CASINO HOTEL (DGMB CASINO LLC)

MONTHLY GROSS REVENUE REPORT

FOR THE MONTH OF DECEMBER 2016

CASINO WIN - CURRENT MONTH

Line (a)	Type of Game (b)	Authorized Units (c)	Win or (Loss) (d)	Drop/Handle (e)	Win or (Loss) Percentage (f)
1	Table and Other Games	73	\$ 3,914,700	\$ 21,947,867	17.8%
2	Poker	0	\$ -		
3	Slot Machines	1,555	\$ 10,316,588	\$ 111,289,227	9.3%
4	Total Casino Win		\$ 14,231,288		


GROSS REVENUE

5	Year-to-Date Table and Other Games and Poker Win	\$ 38,038,452	
6	Year-to-Date Slot Machine Win	\$ 135,090,368	
7	Year-to-Date Total Casino Win		\$ 173,128,820
8	Adjustments		\$ 1,600
9	Year-To-Date Gross Revenue		\$ 173,130,420
10	Authorized Casino Square Footage - End of Month	83,016	
11	Authorized Simulcasting Square Footage - End of Month	-	
12	Simulcasting Revenue for the Month.....	\$ -	
13	Simulcasting Handle for the Month.....	\$ -	
14	Promotional Gaming Credits Wagered for the Month.....	\$ 2,100,715	

Under penalties of perjury, I declare that I have examined this report, and to the best of my knowledge and belief, it is true and complete.

January 9, 2017

DATE



Walter Simon

Director Operational Accounting 3930-11

TITLE (LICENSE NUMBER)

TROPICANA CASINO & RESORT

MONTHLY GROSS REVENUE REPORT

FOR THE MONTH OF: DECEMBER, 2016

CASINO WIN - CURRENT MONTH

Line (a)	Type of Game (b)	Authorized Units (c)	Win or (Loss) (d)	Drop/Handle (e)	Win or (Loss) Percentage (f)
1	Table and Other Games	110	\$ 5,049,100	\$ 29,121,945	17.3%
2	Poker	21	\$ 226,994		
3	Slot Machines	2,260	\$ 21,399,927	\$ 222,453,890	9.6%
4	Total Casino Win		\$ 26,676,021		

GROSS REVENUE

5	Year-to-Date Table and Other Games and Poker Win	\$ 62,709,449	
6	Year-to-Date Slot Machine Win	\$ 241,439,840	
7	Year-to-Date Total Casino Win		\$ 304,149,289
8	Adjustments		\$ -
9	Year-To-Date Gross Revenue		\$ 304,149,289
10	Authorized Casino Square Footage - End of Month	124,791	
11	Authorized Simulcasting Square Footage - End of Month	-	
12	Simulcasting Revenue for the Month.....	\$ -	
13	Simulcasting Handle for the Month.....	\$ -	
14	Promotional Gaming Credits Wagered for the Month.....	\$ 3,951,263	

Under penalties of perjury, I declare that I have examined this report, and to the best of my knowledge and belief, it is true and complete.

January 9, 2017

DATE



Jeff Bohrer

Casino Controller 7488-11