

# BALLY'S ATLANTIC CITY

## MONTHLY GROSS REVENUE REPORT

FOR THE MONTH OF JANUARY, 2017

### CASINO WIN - CURRENT MONTH

Line (a)	Type of Game (b)	Authorized Units (c)	Win or (Loss) (d)	Drop/Handle (e)	Win or (Loss) Percentage (f)
1	Table and Other Games	129	\$ 4,500,339	\$ 28,675,761	15.7%
2	Poker	42	\$ 255,119		
3	Slot Machines	1,788	\$ 9,245,010	\$ 108,177,827	8.5%
4	Total Casino Win		\$ 14,000,468		


### GROSS REVENUE

5	Year-to-Date Table and Other Games and Poker Win .....	\$ 4,755,458	
6	Year-to-Date Slot Machine Win .....	\$ 9,245,010	
7	Year-to-Date Total Casino Win .....		<b>\$ 14,000,468</b>
8	Adjustments .....		<b>\$ -</b>
9	Year-To-Date Gross Revenue .....		<b>\$ 14,000,468</b>
10	Authorized Casino Square Footage - End of Month .....	121,624	
11	Authorized Simulcasting Square Footage - End of Month .....	-	
12	Simulcasting Revenue for the Month.....	\$ -	
13	Simulcasting Handle for the Month.....	\$ -	
14	Promotional Gaming Credits Wagered for the Month.....	\$ 1,732,215	

Under penalties of perjury, I declare that I have examined this report, and to the best of my knowledge and belief, it is true and complete.

FEBRUARY 7, 2017

DATE



KAREN WORMAN

VP OF FINANCE (6320-11)

TITLE (LICENSE NUMBER)

# BORGATA HOTEL CASINO & SPA

## MONTHLY GROSS REVENUE REPORT

FOR THE MONTH OF JANUARY, 2017

### CASINO WIN - CURRENT MONTH

Line (a)	Type of Game (b)	Authorized Units (c)	Win or (Loss) (d)	Drop/Handle (e)	Win or (Loss) Percentage (f)
1	Table and Other Games	186	\$ 19,558,896	\$ 114,747,419	17.0%
2	Poker	125	\$ 2,497,400		
3	Slot Machines	3,026	\$ 38,496,394	\$ 460,684,590	8.4%
4	Total Casino Win		\$ 60,552,690		

### GROSS REVENUE

5	Year-to-Date Table and Other Games and Poker Win .....	\$ 22,056,296	
6	Year-to-Date Slot Machine Win .....	\$ 38,496,394	
7	Year-to-Date Total Casino Win .....		<b>\$ 60,552,690</b>
8	Adjustments .....		\$ -
9	Year-To-Date Gross Revenue .....		<b>\$ 60,552,690</b>
10	Authorized Casino Square Footage - End of Month .....	154,256	
11	Authorized Simulcasting Square Footage - End of Month .....	23,620	
12	Simulcasting Revenue for the Month.....	\$ 199,235	
13	Simulcasting Handle for the Month.....	\$ 2,396,203	
14	Promotional Gaming Credits Wagered for the Month.....	\$ 5,795,067	

Under penalties of perjury, I declare that I have examined this report, and to the best of my knowledge and belief, it is true and complete.

February 9, 2017

DATE



Betty J. Parker

Casino Controller 8038-11

TITLE (LICENSE NUMBER)

# CAESARS ATLANTIC CITY

## MONTHLY GROSS REVENUE REPORT

FOR THE MONTH OF JANUARY, 2017

### CASINO WIN - CURRENT MONTH

Line (a)	Type of Game (b)	Authorized Units (c)	Win or (Loss) (d)	Drop/Handle (e)	Win or (Loss) Percentage (f)
1	Table and Other Games	137	\$ 14,099,936	\$ 54,257,919	26.0%
2	Poker	0	\$ -		
3	Slot Machines	1,854	\$ 14,129,118	\$ 163,289,083	8.7%
4	Total Casino Win		\$ 28,229,054		

### GROSS REVENUE

5	Year-to-Date Table and Other Games and Poker Win .....	\$ 14,099,936	
6	Year-to-Date Slot Machine Win .....	\$ 14,129,118	
7	Year-to-Date Total Casino Win .....		<b>\$ 28,229,054</b>
8	Adjustments .....		<b>\$ 272</b>
9	Year-To-Date Gross Revenue .....		<b>\$ 28,229,326</b>
10	Authorized Casino Square Footage - End of Month .....	115,225	
11	Authorized Simulcasting Square Footage - End of Month .....	-	
12	Simulcasting Revenue for the Month.....	\$ -	
13	Simulcasting Handle for the Month.....	\$ -	
14	Promotional Gaming Credits Wagered for the Month.....	\$ 2,581,555	

Under penalties of perjury, I declare that I have examined this report, and to the best of my knowledge and belief, it is true and complete.

February 09, 2017

DATE



Gail Myers

Operations Controller 3470-11

# GOLDEN NUGGET

## MONTHLY GROSS REVENUE REPORT

FOR THE MONTH OF JANUARY, 2017

### CASINO WIN - CURRENT MONTH

Line (a)	Type of Game (b)	Authorized Units (c)	Win or (Loss) (d)	Drop/Handle (e)	Win or (Loss) Percentage (f)
1	Table and Other Games	78	\$ 6,235,521	\$ 28,185,489	22.1%
2	Poker	10	\$ 78,731		
3	Slot Machines	1,455	\$ 11,965,998	\$ 131,201,716	9.1%
4	Total Casino Win		\$ 18,280,250		

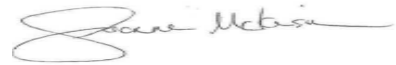
### GROSS REVENUE

5	Year-to-Date Table and Other Games and Poker Win .....	\$ 6,314,252	
6	Year-to-Date Slot Machine Win .....	\$ 11,965,998	
7	Year-to-Date Total Casino Win .....		<b>\$ 18,280,250</b>
8	Adjustments .....		<b>\$ -</b>
9	Year-To-Date Gross Revenue .....		<b>\$ 18,280,250</b>
10	Authorized Casino Square Footage - End of Month .....	78,957	
11	Authorized Simulcasting Square Footage - End of Month .....	-	
12	Simulcasting Revenue for the Month.....	\$ -	
13	Simulcasting Handle for the Month.....	\$ -	
14	Promotional Gaming Credits Wagered for the Month.....	\$ 2,679,455	

Under penalties of perjury, I declare that I have examined this report, and to the best of my knowledge and belief, it is true and complete.

February 9, 2017

DATE



Joanne McKensie

Director of Finance/Controller 1231.11

# HARRAH'S RESORT ATLANTIC CITY

## MONTHLY GROSS REVENUE REPORT

FOR THE MONTH OF JANUARY 2017

**CASINO WIN - CURRENT MONTH**

**Amended February 28, 2017**

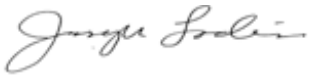
Line (a)	Type of Game (b)	Authorized Units (c)	Win or (Loss) (d)	Drop/Handle (e)	Win or (Loss) Percentage (f)
1	Table and Other Games	141	\$ 7,634,947	\$ 34,254,721	22.3%
2	Poker	40	\$ 292,796		
3	Slot Machines	2,169	\$ 20,191,271	\$ 252,569,035	8.0%
4	Total Casino Win		\$ 28,119,014		

**GROSS REVENUE**

5	Year-to-Date Table and Other Games and Poker Win .....	\$ 7,927,743	
6	Year-to-Date Slot Machine Win .....	\$ 20,191,271	
7	Year-to-Date Total Casino Win .....		<b>\$ 28,119,014</b>
8	Adjustments .....		<b>\$ -</b>
9	Year-To-Date Gross Revenue .....		<b>\$ 28,119,014</b>
10	Authorized Casino Square Footage - End of Month .....	155,195	
11	Authorized Simulcasting Square Footage - End of Month .....	-	
12	Simulcasting Revenue for the Month.....	\$ -	
13	Simulcasting Handle for the Month.....	\$ -	
14	Promotional Gaming Credits Wagered for the Month.....	\$ 3,369,596	

Under penalties of perjury, I declare that I have examined this report, and to the best of my knowledge and belief, it is true and complete.

February 18, 2017  
\_\_\_\_\_  
DATE

  
\_\_\_\_\_  
Joseph Lodise  
Vice President of Finance (008900-11)  
\_\_\_\_\_  
TITLE (LICENSE NUMBER)

# RESORTS CASINO HOTEL (DGMB CASINO LLC)

## MONTHLY GROSS REVENUE REPORT

FOR THE MONTH OF JANUARY 2017

### CASINO WIN - CURRENT MONTH

Line (a)	Type of Game (b)	Authorized Units (c)	Win or (Loss) (d)	Drop/Handle (e)	Win or (Loss) Percentage (f)
1	Table and Other Games	74	\$ 3,230,322	\$ 18,714,174	17.3%
2	Poker	0	\$ -		
3	Slot Machines	1,553	\$ 9,138,262	\$ 104,897,000	8.7%
4	Total Casino Win		\$ 12,368,584		

### GROSS REVENUE

5	Year-to-Date Table and Other Games and Poker Win .....	\$ 3,230,322	
6	Year-to-Date Slot Machine Win .....	\$ 9,138,262	
7	Year-to-Date Total Casino Win .....		<b>\$ 12,368,584</b>
8	Adjustments .....		\$ -
9	Year-To-Date Gross Revenue .....		<b>\$ 12,368,584</b>
10	Authorized Casino Square Footage - End of Month .....	83,016	
11	Authorized Simulcasting Square Footage - End of Month .....	-	
12	Simulcasting Revenue for the Month.....	\$ -	
13	Simulcasting Handle for the Month.....	\$ -	
14	Promotional Gaming Credits Wagered for the Month.....	\$ 1,992,564	

Under penalties of perjury, I declare that I have examined this report, and to the best of my knowledge and belief, it is true and complete.

February 10, 2017

DATE



Walter Simon

Director Operational Accounting 3930-11

TITLE (LICENSE NUMBER)

# TROPICANA CASINO & RESORT

## MONTHLY GROSS REVENUE REPORT

FOR THE MONTH OF: JANUARY, 2017

### CASINO WIN - CURRENT MONTH

Line (a)	Type of Game (b)	Authorized Units (c)	Win or (Loss) (d)	Drop/Handle (e)	Win or (Loss) Percentage (f)
1	Table and Other Games	110	\$ 3,590,072	\$ 32,984,799	10.9%
2	Poker	19	\$ 225,884		
3	Slot Machines	2,285	\$ 20,487,114	\$ 219,563,276	9.3%
4	Total Casino Win		\$ 24,303,070		

### GROSS REVENUE

5	Year-to-Date Table and Other Games and Poker Win .....	\$ 3,815,956	
6	Year-to-Date Slot Machine Win .....	\$ 20,487,114	
7	Year-to-Date Total Casino Win .....		<b>\$ 24,303,070</b>
8	Adjustments .....		<b>\$ -</b>
9	Year-To-Date Gross Revenue .....		<b>\$ 24,303,070</b>
10	Authorized Casino Square Footage - End of Month .....	124,791	
11	Authorized Simulcasting Square Footage - End of Month .....	-	
12	Simulcasting Revenue for the Month.....	\$ -	
13	Simulcasting Handle for the Month.....	\$ -	
14	Promotional Gaming Credits Wagered for the Month.....	\$ 3,835,193	

Under penalties of perjury, I declare that I have examined this report, and to the best of my knowledge and belief, it is true and complete.

February 10, 2017

DATE



Jeff Bohrer

Casino Controller 7488-11