

BALLY'S ATLANTIC CITY

MONTHLY GROSS REVENUE REPORT

FOR THE MONTH OF MAY, 2017

CASINO WIN - CURRENT MONTH

Line (a)	Type of Game (b)	Authorized Units (c)	Win or (Loss) (d)	Drop/Handle (e)	Win or (Loss) Percentage (f)
1	Table and Other Games	123	\$ 6,036,603	\$ 32,437,457	18.6%
2	Poker	42	\$ 294,492		
3	Slot Machines	1,759	\$ 11,809,700	\$ 126,613,475	9.3%
4	Total Casino Win		\$ 18,140,795		

GROSS REVENUE

5	Year-to-Date Table and Other Games and Poker Win	\$ 28,839,340	
6	Year-to-Date Slot Machine Win	\$ 53,810,979	
7	Year-to-Date Total Casino Win	\$ 82,650,319	
8	Adjustments	\$ -	
9	Year-To-Date Gross Revenue	\$ 82,650,319	
10	Authorized Casino Square Footage - End of Month	122,792	
11	Authorized Simulcasting Square Footage - End of Month	-	
12	Simulcasting Revenue for the Month.....	\$ -	
13	Simulcasting Handle for the Month.....	\$ -	
14	Promotional Gaming Credits Wagered for the Month.....	\$ 1,952,847	

Under penalties of perjury, I declare that I have examined this report, and to the best of my knowledge and belief, it is true and complete.

June 7, 2017

DATE



WILLIAM PANGORAS

OPERATIONS CONTROLLER (1792-11
TITLE (LICENSE NUMBER)

BORGATA HOTEL CASINO & SPA

MONTHLY GROSS REVENUE REPORT

FOR THE MONTH OF MAY, 2017

CASINO WIN - CURRENT MONTH

Line (a)	Type of Game (b)	Authorized Units (c)	Win or (Loss) (d)	Drop/Handle (e)	Win or (Loss) Percentage (f)
1	Table and Other Games	187	\$ 23,967,599	\$ 111,294,355	21.5%
2	Poker	83	\$ 1,351,744		
3	Slot Machines	3,030	\$ 43,049,009	\$ 511,762,021	8.4%
4	Total Casino Win		\$ 68,368,352		


GROSS REVENUE

5	Year-to-Date Table and Other Games and Poker Win	\$	102,839,874
6	Year-to-Date Slot Machine Win	\$	202,662,961
7	Year-to-Date Total Casino Win	\$	305,502,835
8	Adjustments	\$	-
9	Year-To-Date Gross Revenue	\$	305,502,835
10	Authorized Casino Square Footage - End of Month		136,551
11	Authorized Simulcasting Square Footage - End of Month		23,620
12	Simulcasting Revenue for the Month.....	\$	260,967
13	Simulcasting Handle for the Month.....	\$	3,397,769
14	Promotional Gaming Credits Wagered for the Month.....	\$	6,966,416

Under penalties of perjury, I declare that I have examined this report, and to the best of my knowledge and belief, it is true and complete.

June 10, 2017

DATE



Betty J. Parker

Casino Controller 8038-11

TITLE (LICENSE NUMBER)

CAESARS ATLANTIC CITY

MONTHLY GROSS REVENUE REPORT

FOR THE MONTH OF MAY, 2017

CASINO WIN - CURRENT MONTH

Line (a)	Type of Game (b)	Authorized Units (c)	Win or (Loss) (d)	Drop/Handle (e)	Win or (Loss) Percentage (f)
1	Table and Other Games	137	\$ 11,742,281	\$ 48,729,101	24.1%
2	Poker	0	\$ -		
3	Slot Machines	1,853	\$ 17,698,418	\$ 197,159,439	9.0%
4	Total Casino Win		\$ 29,440,699		

GROSS REVENUE

5	Year-to-Date Table and Other Games and Poker Win	\$ 58,758,370
6	Year-to-Date Slot Machine Win	\$ 78,921,829
7	Year-to-Date Total Casino Win	\$ 137,680,199
8	Adjustments	\$ 938
9	Year-To-Date Gross Revenue	\$ 137,681,137
10	Authorized Casino Square Footage - End of Month	115,225
11	Authorized Simulcasting Square Footage - End of Month	-
12	Simulcasting Revenue for the Month.....	\$ -
13	Simulcasting Handle for the Month.....	\$ -
14	Promotional Gaming Credits Wagered for the Month.....	\$ 2,813,300

Under penalties of perjury, I declare that I have examined this report, and to the best of my knowledge and belief, it is true and complete.

June 08, 2017

DATE



Gail Myers

Operations Controller 3470-11

GOLDEN NUGGET

MONTHLY GROSS REVENUE REPORT

FOR THE MONTH OF MAY, 2017

CASINO WIN - CURRENT MONTH

Line (a)	Type of Game (b)	Authorized Units (c)	Win or (Loss) (d)	Drop/Handle (e)	Win or (Loss) Percentage (f)
1	Table and Other Games	82	\$ 4,977,332	\$ 27,600,371	18.0%
2	Poker	10	\$ 77,390		
3	Slot Machines	1,455	\$ 13,608,770	\$ 143,753,195	9.5%
4	Total Casino Win		\$ 18,663,492		

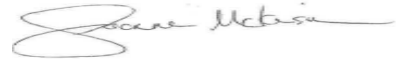
GROSS REVENUE

5	Year-to-Date Table and Other Games and Poker Win	\$	23,765,821
6	Year-to-Date Slot Machine Win	\$	64,204,371
7	Year-to-Date Total Casino Win	\$	87,970,192
8	Adjustments	\$	-
9	Year-To-Date Gross Revenue	\$	87,970,192
10	Authorized Casino Square Footage - End of Month		78,957
11	Authorized Simulcasting Square Footage - End of Month		-
12	Simulcasting Revenue for the Month.....	\$	-
13	Simulcasting Handle for the Month.....	\$	-
14	Promotional Gaming Credits Wagered for the Month.....	\$	2,828,288

Under penalties of perjury, I declare that I have examined this report, and to the best of my knowledge and belief, it is true and complete.

June 8, 2017

DATE



Joanne McKensie

Director of Finance/Controller 1231.11

HARRAH'S RESORT ATLANTIC CITY

MONTHLY GROSS REVENUE REPORT

FOR THE MONTH OF MAY 2017

CASINO WIN - CURRENT MONTH

Line (a)	Type of Game (b)	Authorized Units (c)	Win or (Loss) (d)	Drop/Handle (e)	Win or (Loss) Percentage (f)
1	Table and Other Games	137	\$ 6,526,617	\$ 40,971,104	15.9%
2	Poker	40	\$ 332,067		
3	Slot Machines	2,164	\$ 22,690,863	\$ 278,651,706	8.1%
4	Total Casino Win		\$ 29,549,547		


GROSS REVENUE

5	Year-to-Date Table and Other Games and Poker Win	\$ 32,634,168	
6	Year-to-Date Slot Machine Win	\$ 111,127,203	
7	Year-to-Date Total Casino Win	\$ 143,761,371	
8	Adjustments	\$ -	
9	Year-To-Date Gross Revenue	\$ 143,761,371	
10	Authorized Casino Square Footage - End of Month	155,195	
11	Authorized Simulcasting Square Footage - End of Month	-	
12	Simulcasting Revenue for the Month.....	\$ -	
13	Simulcasting Handle for the Month.....	\$ -	
14	Promotional Gaming Credits Wagered for the Month.....	\$ 3,525,573	

Under penalties of perjury, I declare that I have examined this report, and to the best of my knowledge and belief, it is true and complete.

June 9, 2017

DATE



Joseph Lodise

Vice President of Finance (008900-11)

TITLE (LICENSE NUMBER)

RESORTS CASINO HOTEL (DGMB CASINO LLC)

MONTHLY GROSS REVENUE REPORT

FOR THE MONTH OF MAY 2017

CASINO WIN - CURRENT MONTH

Line (a)	Type of Game (b)	Authorized Units (c)	Win or (Loss) (d)	Drop/Handle (e)	Win or (Loss) Percentage (f)
1	Table and Other Games	74	\$ 3,046,462	\$ 24,200,085	12.6%
2	Poker	0	\$ -		
3	Slot Machines	1,506	\$ 12,295,408	\$ 132,825,633	9.3%
4	Total Casino Win		\$ 15,341,870		

GROSS REVENUE

5	Year-to-Date Table and Other Games and Poker Win	\$ 17,584,704	
6	Year-to-Date Slot Machine Win	\$ 55,531,640	
7	Year-to-Date Total Casino Win	\$ 73,116,344	
8	Adjustments	\$ 7,664	
9	Year-To-Date Gross Revenue	\$ 73,124,008	
10	Authorized Casino Square Footage - End of Month	83,016	
11	Authorized Simulcasting Square Footage - End of Month	-	
12	Simulcasting Revenue for the Month.....	\$ -	
13	Simulcasting Handle for the Month.....	\$ -	
14	Promotional Gaming Credits Wagered for the Month.....	\$ 2,469,369	

Under penalties of perjury, I declare that I have examined this report, and to the best of my knowledge and belief, it is true and complete.

June 9, 2017

DATE



Walter Simon

Director Operational Accounting 3930-11

TITLE (LICENSE NUMBER)

TROPICANA CASINO & RESORT

MONTHLY GROSS REVENUE REPORT

FOR THE MONTH OF: MAY, 2017

CASINO WIN - CURRENT MONTH

Line (a)	Type of Game (b)	Authorized Units (c)	Win or (Loss) (d)	Drop/Handle (e)	Win or (Loss) Percentage (f)
1	Table and Other Games	105	\$ 5,752,319	\$ 31,985,391	18.0%
2	Poker	19	\$ 222,362		
3	Slot Machines	2,157	\$ 22,848,201	\$ 239,821,506	9.5%
4	Total Casino Win		\$ 28,822,882		

GROSS REVENUE

5	Year-to-Date Table and Other Games and Poker Win	\$ 28,632,838	
6	Year-to-Date Slot Machine Win	\$ 112,489,106	
7	Year-to-Date Total Casino Win	\$ 141,121,944	
8	Adjustments	\$ 54,701	
9	Year-To-Date Gross Revenue	\$ 141,176,645	
10	Authorized Casino Square Footage - End of Month	124,791	
11	Authorized Simulcasting Square Footage - End of Month	-	
12	Simulcasting Revenue for the Month.....	\$ -	
13	Simulcasting Handle for the Month.....	\$ -	
14	Promotional Gaming Credits Wagered for the Month.....	\$ 4,158,849	

Under penalties of perjury, I declare that I have examined this report, and to the best of my knowledge and belief, it is true and complete.

June 9, 2017

DATE



Jeff Bohrer

Casino Controller 7488-11