

# BALLY'S PARK PLACE, LLC

## MONTHLY GROSS REVENUE REPORT

FOR THE MONTH OF MARCH, 2018

### CASINO WIN - CURRENT MONTH

Line (a)	Type of Game (b)	Authorized Units (c)	Win or (Loss) (d)	Drop/Handle (e)	Win or (Loss) Percentage (f)
1	Table and Other Games	121	\$ 5,195,914	\$ 28,156,254	18.5%
2	Poker	42	\$ 247,513		
3	Slot Machines	1,772	\$ 10,342,468	\$ 109,464,726	9.4%
4	Total Casino Win		\$ 15,785,895		

### GROSS REVENUE

5	Year-to-Date Table and Other Games and Poker Win .....	\$	15,433,944
6	Year-to-Date Slot Machine Win .....	\$	27,343,030
7	Year-to-Date Total Casino Win .....	\$	<b>42,776,974</b>
8	Adjustments .....	\$	-
9	Year-To-Date Gross Revenue .....	\$	<b>42,776,974</b>
10	Authorized Casino Square Footage - End of Month .....		122,792
11	Authorized Simulcasting Square Footage - End of Month .....		-
12	Simulcasting Revenue for the Month.....	\$	-
13	Simulcasting Handle for the Month.....	\$	-
14	Promotional Gaming Credits Wagered for the Month.....	\$	1,188,986

Under penalties of perjury, I declare that I have examined this report, and to the best of my knowledge and belief, it is true and complete.

April 5, 2018

DATE



WILLIAM PANGORAS

OPERATIONS CONTROLLER (1792-11)

TITLE (LICENSE NUMBER)

# BORGATA HOTEL CASINO & SPA

## MONTHLY GROSS REVENUE REPORT

FOR THE MONTH OF MARCH, 2018

### CASINO WIN - CURRENT MONTH

Line (a)	Type of Game (b)	Authorized Units (c)	Win or (Loss) (d)	Drop/Handle (e)	Win or (Loss) Percentage (f)
1	Table and Other Games	187	\$ 17,891,883	\$ 99,154,182	18.0%
2	Poker	79	\$ 1,306,012		
3	Slot Machines	3,030	\$ 41,092,891	\$ 493,736,551	8.3%
4	Total Casino Win		\$ 60,290,786		


### GROSS REVENUE

5	Year-to-Date Table and Other Games and Poker Win .....	\$ 54,517,352	
6	Year-to-Date Slot Machine Win .....	\$ 114,367,110	
7	Year-to-Date Total Casino Win .....		\$ 168,884,462
8	Adjustments .....		\$ -
9	Year-To-Date Gross Revenue .....		\$ 168,884,462
10	Authorized Casino Square Footage - End of Month .....	136,771	
11	Authorized Simulcasting Square Footage - End of Month .....	23,620	
12	Simulcasting Revenue for the Month.....	\$ 230,494	
13	Simulcasting Handle for the Month.....	\$ 2,738,604	
14	Promotional Gaming Credits Wagered for the Month.....	\$ 6,337,747	

Under penalties of perjury, I declare that I have examined this report, and to the best of my knowledge and belief, it is true and complete.

April 9, 2018

DATE



Betty J. Parker

Casino Controller 8038-11

TITLE (LICENSE NUMBER)

# CAESARS ATLANTIC CITY

## MONTHLY GROSS REVENUE REPORT

FOR THE MONTH OF MARCH, 2018

### CASINO WIN - CURRENT MONTH

Line (a)	Type of Game (b)	Authorized Units (c)	Win or (Loss) (d)	Drop/Handle (e)	Win or (Loss) Percentage (f)
1	Table and Other Games	132	\$ 6,928,853	\$ 46,889,533	14.8%
2	Poker	0	\$ -		
3	Slot Machines	1,853	\$ 14,977,618	\$ 166,956,865	9.0%
4	Total Casino Win		\$ 21,906,471		

### GROSS REVENUE

5	Year-to-Date Table and Other Games and Poker Win .....	\$ 20,583,444
6	Year-to-Date Slot Machine Win .....	\$ 40,659,615
7	Year-to-Date Total Casino Win .....	<b>\$ 61,243,059</b>
8	Adjustments .....	<b>\$ 50,554</b>
9	Year-To-Date Gross Revenue .....	<b>\$ 61,293,613</b>
10	Authorized Casino Square Footage - End of Month .....	115,225
11	Authorized Simulcasting Square Footage - End of Month .....	-
12	Simulcasting Revenue for the Month.....	\$ -
13	Simulcasting Handle for the Month.....	\$ -
14	Promotional Gaming Credits Wagered for the Month.....	\$ 1,779,838

Under penalties of perjury, I declare that I have examined this report, and to the best of my knowledge and belief, it is true and complete.

April 06, 2018

DATE



Gail Myers

OPERATIONS CONTROLLER(3470-11)  
TITLE (LICENSE NUMBER)

# GOLDEN NUGGET

## MONTHLY GROSS REVENUE REPORT

FOR THE MONTH OF MARCH, 2018

### CASINO WIN - CURRENT MONTH

Line (a)	Type of Game (b)	Authorized Units (c)	Win or (Loss) (d)	Drop/Handle (e)	Win or (Loss) Percentage (f)
1	Table and Other Games	82	\$ 5,228,037	\$ 29,202,329	17.9%
2	Poker	10	\$ 96,588		
3	Slot Machines	1,434	\$ 14,130,480	\$ 152,611,083	9.3%
4	Total Casino Win		\$ 19,455,105		

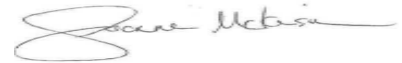
### GROSS REVENUE

5	Year-to-Date Table and Other Games and Poker Win .....	\$ 15,887,596
6	Year-to-Date Slot Machine Win .....	\$ 36,898,626
7	Year-to-Date Total Casino Win .....	<b>\$ 52,786,222</b>
8	Adjustments .....	\$ -
9	Year-To-Date Gross Revenue .....	<b>\$ 52,786,222</b>
10	Authorized Casino Square Footage - End of Month .....	78,957
11	Authorized Simulcasting Square Footage - End of Month .....	-
12	Simulcasting Revenue for the Month.....	\$ -
13	Simulcasting Handle for the Month.....	\$ -
14	Promotional Gaming Credits Wagered for the Month.....	\$ 2,976,129

Under penalties of perjury, I declare that I have examined this report, and to the best of my knowledge and belief, it is true and complete.

April 6, 2018

DATE



Joanne McKensie

Director of Finance/Controller 1231.11

# HARRAH'S RESORT ATLANTIC CITY

## MONTHLY GROSS REVENUE REPORT

FOR THE MONTH OF MARCH 2018

### CASINO WIN - CURRENT MONTH

Line (a)	Type of Game (b)	Authorized Units (c)	Win or (Loss) (d)	Drop/Handle (e)	Win or (Loss) Percentage (f)
1	Table and Other Games	133	\$ 8,322,153	\$ 38,005,742	21.9%
2	Poker	37	\$ 498,679		
3	Slot Machines	2,125	\$ 22,837,490	\$ 267,559,707	8.5%
4	Total Casino Win		\$ 31,658,322		

### GROSS REVENUE

5	Year-to-Date Table and Other Games and Poker Win .....	\$ 23,431,041	
6	Year-to-Date Slot Machine Win .....	\$ 59,990,909	
7	Year-to-Date Total Casino Win .....	<b>\$ 83,421,950</b>	
8	Adjustments .....	<b>\$ 200</b>	
9	Year-To-Date Gross Revenue .....	<b>\$ 83,422,150</b>	
10	Authorized Casino Square Footage - End of Month .....	156,284	
11	Authorized Simulcasting Square Footage - End of Month .....	-	
12	Simulcasting Revenue for the Month.....	\$ -	
13	Simulcasting Handle for the Month.....	\$ -	
14	Promotional Gaming Credits Wagered for the Month.....	\$ 2,494,123	

Under penalties of perjury, I declare that I have examined this report, and to the best of my knowledge and belief, it is true and complete.

April 6, 2018

DATE



Alicia Magee

Operations Controller (008714-11)

TITLE (LICENSE NUMBER)

# RESORTS CASINO HOTEL (DGMB CASINO LLC)

## MONTHLY GROSS REVENUE REPORT

FOR THE MONTH OF MARCH 2018

### CASINO WIN - CURRENT MONTH

Line (a)	Type of Game (b)	Authorized Units (c)	Win or (Loss) (d)	Drop/Handle (e)	Win or (Loss) Percentage (f)
1	Table and Other Games	70	\$ 3,465,594	\$ 20,055,429	17.3%
2	Poker	0	\$ -		
3	Slot Machines	1,467	\$ 11,365,916	\$ 121,483,864	9.4%
4	Total Casino Win		\$ 14,831,510		

### GROSS REVENUE

5	Year-to-Date Table and Other Games and Poker Win .....	\$ 8,185,178
6	Year-to-Date Slot Machine Win .....	\$ 30,223,312
7	Year-to-Date Total Casino Win .....	<b>\$ 38,408,490</b>
8	Adjustments .....	\$ -
9	Year-To-Date Gross Revenue .....	<b>\$ 38,408,490</b>
10	Authorized Casino Square Footage - End of Month .....	82,877
11	Authorized Simulcasting Square Footage - End of Month .....	-
12	Simulcasting Revenue for the Month.....	\$ -
13	Simulcasting Handle for the Month.....	\$ -
14	Promotional Gaming Credits Wagered for the Month.....	\$ 2,117,875

Under penalties of perjury, I declare that I have examined this report, and to the best of my knowledge and belief, it is true and complete.

April 7, 2018

DATE



Walter Simon

Director Operational Accounting 3930-11

TITLE (LICENSE NUMBER)

# TROPICANA CASINO & RESORT

## MONTHLY GROSS REVENUE REPORT

FOR THE MONTH OF MARCH, 2018

### CASINO WIN - CURRENT MONTH

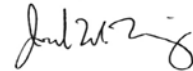
Line (a)	Type of Game (b)	Authorized Units (c)	Win or (Loss) (d)	Drop/Handle (e)	Win or (Loss) Percentage (f)
1	Table and Other Games	112	\$ 6,279,073	\$ 32,559,602	19.3%
2	Poker	18	\$ 194,332		
3	Slot Machines	2,439	\$ 22,515,911	\$ 234,702,535	9.6%
4	Total Casino Win		\$ 28,989,316		

### GROSS REVENUE

5	Year-to-Date Table and Other Games and Poker Win .....	\$ 16,350,922
6	Year-to-Date Slot Machine Win .....	\$ 61,460,593
7	Year-to-Date Total Casino Win .....	<b>\$ 77,811,515</b>
8	Adjustments .....	\$ -
9	Year-To-Date Gross Revenue .....	<b>\$ 77,811,515</b>
10	Authorized Casino Square Footage - End of Month .....	124,791
11	Authorized Simulcasting Square Footage - End of Month .....	-
12	Simulcasting Revenue for the Month.....	\$ -
13	Simulcasting Handle for the Month.....	\$ -
14	Promotional Gaming Credits Wagered for the Month.....	\$ 4,078,356

Under penalties of perjury, I declare that I have examined this report, and to the best of my knowledge and belief, it is true and complete.

April 9, 2018  
DATE



JOE UHING

CASINO CONTROLLER 2835-11