

BALLY'S PARK PLACE, LLC
MONTHLY GROSS REVENUE REPORT
FOR THE MONTH OF JULY, 2018

CASINO WIN - CURRENT MONTH

Line (a)	Type of Game (b)	Authorized Units (c)	Win or (Loss) (d)	Drop/Handle (e)	Win or (Loss) Percentage (f)
1	Table and Other Games	122	\$ 6,538,338	\$ 33,216,720	19.7%
2	Poker	42	\$ 252,842		
3	Slot Machines	1,776	\$ 13,767,223	\$ 146,924,438	9.4%
4	Total Casino Win		\$ 20,558,403		

GROSS REVENUE

5	Year-to-Date Table and Other Games and Poker Win	\$ 37,938,959	
6	Year-to-Date Slot Machine Win	\$ 74,195,447	
7	Year-to-Date Total Casino Win		\$ 112,134,406
8	Adjustments		\$ -
9	Year-To-Date Gross Revenue		\$ 112,134,406
10	Authorized Casino Square Footage - End of Month	127,247	
11	Authorized Simulcasting Square Footage - End of Month	-	
12	Simulcasting Revenue for the Month.....	\$ -	
13	Simulcasting Handle for the Month.....	\$ -	
14	Promotional Gaming Credits Wagered for the Month.....	\$ 1,791,892	

Under penalties of perjury, I declare that I have examined this report, and to the best of my knowledge and belief, it is true and complete.

August 7, 2018

DATE



WILLIAM PANGORAS

OPERATIONS CONTROLLER (1792-11)

TITLE (LICENSE NUMBER)

BORGATA HOTEL CASINO & SPA

MONTHLY GROSS REVENUE REPORT

FOR THE MONTH OF July, 2018

CASINO WIN - CURRENT MONTH

Line (a)	Type of Game (b)	Authorized Units (c)	Win or (Loss) (d)	Drop/Handle (e)	Win or (Loss) Percentage (f)
1	Table and Other Games	189	\$ 21,898,931	\$ 131,806,849	16.6%
2	Poker	94	\$ 1,978,053		
3	Slot Machines	2,994	\$ 47,247,154	\$ 590,685,554	8.0%
4	Total Casino Win		\$ 71,124,138		


GROSS REVENUE

5	Year-to-Date Table and Other Games and Poker Win	\$ 126,100,507	
6	Year-to-Date Slot Machine Win	\$ 289,296,809	
7	Year-to-Date Total Casino Win		\$ 415,397,316
8	Adjustments		\$ -
9	Year-To-Date Gross Revenue		\$ 415,397,316
10	Authorized Casino Square Footage - End of Month	136,771	
11	Authorized Simulcasting Square Footage - End of Month	23,620	
12	Simulcasting Revenue for the Month.....	\$ 266,409	
13	Simulcasting Handle for the Month.....	\$ 3,133,042	
14	Promotional Gaming Credits Wagered for the Month.....	\$ 7,862,758	

Under penalties of perjury, I declare that I have examined this report, and to the best of my knowledge and belief, it is true and complete.

August 9, 2018

DATE



Betty J. Parker

Casino Controller 8038-11

TITLE (LICENSE NUMBER)

CAESARS ATLANTIC CITY

MONTHLY GROSS REVENUE REPORT

FOR THE MONTH OF JULY, 2018

CASINO WIN - CURRENT MONTH

Line (a)	Type of Game (b)	Authorized Units (c)	Win or (Loss) (d)	Drop/Handle (e)	Win or (Loss) Percentage (f)
1	Table and Other Games	132	\$ 10,291,673	\$ 47,973,549	21.5%
2	Poker	0	\$ -		
3	Slot Machines	1,889	\$ 19,066,055	\$ 208,240,167	9.2%
4	Total Casino Win		\$ 29,357,728		

GROSS REVENUE

5	Year-to-Date Table and Other Games and Poker Win	\$ 57,100,208
6	Year-to-Date Slot Machine Win	\$ 109,460,708
7	Year-to-Date Total Casino Win	\$ 166,560,916
8	Adjustments	\$ 50,554
9	Year-To-Date Gross Revenue	\$ 166,611,470
10	Authorized Casino Square Footage - End of Month	115,924
11	Authorized Simulcasting Square Footage - End of Month	-
12	Simulcasting Revenue for the Month.....	\$ -
13	Simulcasting Handle for the Month.....	\$ -
14	Promotional Gaming Credits Wagered for the Month.....	\$ 2,459,511

Under penalties of perjury, I declare that I have examined this report, and to the best of my knowledge and belief, it is true and complete.

August 9, 2018

DATE



Gail Myers

OPERATIONS CONTROLLER(3470-11)

TITLE (LICENSE NUMBER)

GOLDEN NUGGET

MONTHLY GROSS REVENUE REPORT

FOR THE MONTH OF JULY, 2018

CASINO WIN - CURRENT MONTH

Line (a)	Type of Game (b)	Authorized Units (c)	Win or (Loss) (d)	Drop/Handle (e)	Win or (Loss) Percentage (f)
1	Table and Other Games	89	\$ 5,165,472	\$ 31,438,396	16.4%
2	Poker	10	\$ 104,708		
3	Slot Machines	1,454	\$ 14,835,163	\$ 160,335,391	9.3%
4	Total Casino Win		\$ 20,105,343		

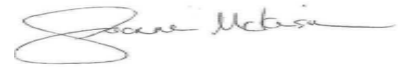
GROSS REVENUE

5	Year-to-Date Table and Other Games and Poker Win	\$ 38,483,673	
6	Year-to-Date Slot Machine Win	\$ 94,837,699	
7	Year-to-Date Total Casino Win		\$ 133,321,372
8	Adjustments		\$ -
9	Year-To-Date Gross Revenue		\$ 133,321,372
10	Authorized Casino Square Footage - End of Month	78,957	
11	Authorized Simulcasting Square Footage - End of Month	-	
12	Simulcasting Revenue for the Month.....	\$ -	
13	Simulcasting Handle for the Month.....	\$ -	
14	Promotional Gaming Credits Wagered for the Month.....	\$ 3,462,548	

Under penalties of perjury, I declare that I have examined this report, and to the best of my knowledge and belief, it is true and complete.

August 7, 2018

DATE



Joanne McKensie

Director of Finance/Controller 1231.11

HARD ROCK ATLANTIC CITY

MONTHLY GROSS REVENUE REPORT

FOR THE MONTH OF JULY, 2018

CASINO WIN - CURRENT MONTH

Line (a)	Type of Game (b)	Authorized Units (c)	Win or (Loss) (d)	Drop/Handle (e)	Win or (Loss) Percentage (f)
1	Table and Other Games	152	\$ 10,259,684	\$ 78,212,238	13.1%
2	Poker	0	\$ -		
3	Slot Machines	2,075	\$ 22,126,781	\$ 217,078,029	10.2%
4	Total Casino Win		\$ 32,386,465		

GROSS REVENUE

5	Year-to-Date Table and Other Games and Poker Win	\$ 10,334,070	
6	Year-to-Date Slot Machine Win	\$ 26,224,121	
7	Year-to-Date Total Casino Win		\$ 36,558,191
8	Adjustments		\$ -
9	Year-To-Date Gross Revenue		\$ 36,558,191
10	Authorized Casino Square Footage - End of Month	119,901	
11	Authorized Simulcasting Square Footage - End of Month	-	
12	Simulcasting Revenue for the Month.....	\$ -	
13	Simulcasting Handle for the Month.....	\$ -	
14	Promotional Gaming Credits Wagered for the Month.....	\$ 7,065,316	

Under penalties of perjury, I declare that I have examined this report, and to the best of my knowledge and belief, it is true and complete.

AUGUST 7, 2018

DATE



FRANK POLLOCK

CASINO CONTROLLER 9869-11

HARRAH'S RESORT ATLANTIC CITY

MONTHLY GROSS REVENUE REPORT

FOR THE MONTH OF JULY 2018

CASINO WIN - CURRENT MONTH

Line (a)	Type of Game (b)	Authorized Units (c)	Win or (Loss) (d)	Drop/Handle (e)	Win or (Loss) Percentage (f)
1	Table and Other Games	133	\$ 7,841,290	\$ 35,373,108	22.2%
2	Poker	37	\$ 265,691		
3	Slot Machines	2,109	\$ 23,328,260	\$ 274,144,682	8.5%
4	Total Casino Win		\$ 31,435,241		


GROSS REVENUE

5	Year-to-Date Table and Other Games and Poker Win	\$ 53,731,615	
6	Year-to-Date Slot Machine Win	\$ 147,376,367	
7	Year-to-Date Total Casino Win		\$ 201,107,982
8	Adjustments		\$ 250
9	Year-To-Date Gross Revenue		\$ 201,108,232
10	Authorized Casino Square Footage - End of Month	156,284	
11	Authorized Simulcasting Square Footage - End of Month	-	
12	Simulcasting Revenue for the Month.....	\$ -	
13	Simulcasting Handle for the Month.....	\$ -	
14	Promotional Gaming Credits Wagered for the Month.....	\$ 2,703,197	

Under penalties of perjury, I declare that I have examined this report, and to the best of my knowledge and belief, it is true and complete.

August 8, 2018

DATE



Alicia Magee

Operations Controller (008714-11)

TITLE (LICENSE NUMBER)

OCEAN RESORT CASINO AC

MONTHLY GROSS REVENUE REPORT

FOR THE MONTH OF JULY 2018

CASINO WIN - CURRENT MONTH

Line (a)	Type of Game (b)	Authorized Units (c)	Win or (Loss) (d)	Drop/Handle (e)	Win or (Loss) Percentage (f)
1	Table and Other Games	107	\$ 3,329,320	\$ 42,063,579	7.9%
2	Poker	8	\$ 89,157		
3	Slot Machines	1,945	\$ 12,391,996	\$ 121,347,839	10.2%
4	Total Casino Win		\$ 15,810,473		


GROSS REVENUE

5	Year-to-Date Table and Other Games and Poker Win	\$ 4,206,033	
6	Year-to-Date Slot Machine Win	\$ 14,612,140	
7	Year-to-Date Total Casino Win		\$ 18,818,173
8	Adjustments		\$ -
9	Year-To-Date Gross Revenue		\$ 18,818,173
10	Authorized Casino Square Footage - End of Month	131,083	
11	Authorized Simulcasting Square Footage - End of Month	-	
12	Simulcasting Revenue for the Month.....	\$ -	
13	Simulcasting Handle for the Month.....	\$ -	
14	Promotional Gaming Credits Wagered for the Month.....	\$ 4,910,196	

Under penalties of perjury, I declare that I have examined this report, and to the best of my knowledge and belief, it is true and complete.

August 08, 2018

DATE



 Robert L. Smith

 Casino Controller (9881.11)
 Title (License #)

RESORTS CASINO HOTEL (DGMB CASINO LLC)

MONTHLY GROSS REVENUE REPORT

FOR THE MONTH OF JULY 2018

CASINO WIN - CURRENT MONTH

Amended August 16, 2018

Line (a)	Type of Game (b)	Authorized Units (c)	Win or (Loss) (d)	Drop/Handle (e)	Win or (Loss) Percentage (f)
1	Table and Other Games	68	\$ 3,031,784	\$ 24,969,791	12.1%
2	Poker	0	\$ -		
3	Slot Machines	1,491	\$ 14,813,714	\$ 155,169,967	9.5%
4	Total Casino Win		\$ 17,845,498		

GROSS REVENUE

5	Year-to-Date Table and Other Games and Poker Win	\$ 22,772,911	
6	Year-to-Date Slot Machine Win	\$ 82,600,904	
7	Year-to-Date Total Casino Win		\$ 105,373,815
8	Adjustments		\$ -
9	Year-To-Date Gross Revenue		\$ 105,373,815
10	Authorized Casino Square Footage - End of Month	82,877	
11	Authorized Simulcasting Square Footage - End of Month	-	
12	Simulcasting Revenue for the Month.....	\$ -	
13	Simulcasting Handle for the Month.....	\$ -	
14	Promotional Gaming Credits Wagered for the Month.....	\$ 3,056,038	

Under penalties of perjury, I declare that I have examined this report, and to the best of my knowledge and belief, it is true and complete.

August 16, 2018

DATE



Jeff Bohrer

Director Operational Accounting 7488-11

TITLE (LICENSE NUMBER)

TROPICANA CASINO & RESORT

MONTHLY GROSS REVENUE REPORT

FOR THE MONTH OF JULY, 2018

CASINO WIN - CURRENT MONTH

Line (a)	Type of Game (b)	Authorized Units (c)	Win or (Loss) (d)	Drop/Handle (e)	Win or (Loss) Percentage (f)
1	Table and Other Games	112	\$ 6,715,660	\$ 38,703,196	17.4%
2	Poker	18	\$ 208,999		
3	Slot Machines	2,466	\$ 26,773,427	\$ 284,798,625	9.4%
4	Total Casino Win		\$ 33,698,086		

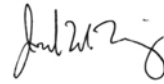
GROSS REVENUE

5	Year-to-Date Table and Other Games and Poker Win	\$ 39,071,186	
6	Year-to-Date Slot Machine Win	\$ 161,618,274	
7	Year-to-Date Total Casino Win		\$ 200,689,460
8	Adjustments		\$ (547,335)
9	Year-To-Date Gross Revenue		\$ 200,142,125
10	Authorized Casino Square Footage - End of Month	127,866	
11	Authorized Simulcasting Square Footage - End of Month	-	
12	Simulcasting Revenue for the Month.....	\$ -	
13	Simulcasting Handle for the Month.....	\$ -	
14	Promotional Gaming Credits Wagered for the Month.....	\$ 5,452,222	

Under penalties of perjury, I declare that I have examined this report, and to the best of my knowledge and belief, it is true and complete.

August 8, 2018

DATE



Joseph Uhing

Casino Controller 2835-11