

**BALLY'S PARK PLACE, LLC**  
**MONTHLY GROSS REVENUE REPORT**  
**FOR THE MONTH OF AUGUST, 2018**

**CASINO WIN - CURRENT MONTH**

Line (a)	Type of Game (b)	Authorized Units (c)	Win or (Loss) (d)	Drop/Handle (e)	Win or (Loss) Percentage (f)
1	Table and Other Games	122	\$ 4,712,684	\$ 32,234,423	14.6%
2	Poker	42	\$ 249,172		
3	Slot Machines	1,776	\$ 13,752,943	\$ 143,704,965	9.6%
4	Total Casino Win		\$ 18,714,799		

**GROSS REVENUE**

5	Year-to-Date Table and Other Games and Poker Win .....	\$ 42,900,815	
6	Year-to-Date Slot Machine Win .....	\$ 87,948,390	
7	Year-to-Date Total Casino Win .....		\$ 130,849,205
8	Adjustments .....		\$ -
9	Year-To-Date Gross Revenue .....		\$ 130,849,205
10	Authorized Casino Square Footage - End of Month .....	127,247	
11	Authorized Simulcasting Square Footage - End of Month .....	-	
12	Simulcasting Revenue for the Month.....	\$ -	
13	Simulcasting Handle for the Month.....	\$ -	
14	Promotional Gaming Credits Wagered for the Month.....	\$ 1,608,388	

Under penalties of perjury, I declare that I have examined this report, and to the best of my knowledge and belief, it is true and complete.

September 8, 2018

DATE



ANGELA BIANCHINI

OPERATIONS CONTROLLER (8454-11)

TITLE (LICENSE NUMBER)

# BORGATA HOTEL CASINO & SPA

## MONTHLY GROSS REVENUE REPORT

FOR THE MONTH OF August, 2018

### CASINO WIN - CURRENT MONTH


Line (a)	Type of Game (b)	Authorized Units (c)	Win or (Loss) (d)	Drop/Handle (e)	Win or (Loss) Percentage (f)
1	Table and Other Games	188	\$ 21,985,191	\$ 114,547,270	19.2%
2	Poker	82	\$ 1,332,371		
3	Slot Machines	2,873	\$ 47,569,055	\$ 570,895,699	8.3%
4	Total Casino Win		\$ 70,886,617		

### GROSS REVENUE

5	Year-to-Date Table and Other Games and Poker Win .....	\$ 149,418,069	
6	Year-to-Date Slot Machine Win .....	\$ 336,865,864	
7	Year-to-Date Total Casino Win .....		<b>\$ 486,283,933</b>
8	Adjustments .....		
9	Year-To-Date Gross Revenue .....		<b>\$ 486,283,933</b>
10	Authorized Casino Square Footage - End of Month .....	136,771	
11	Authorized Simulcasting Square Footage - End of Month .....	23,620	
12	Simulcasting Revenue for the Month.....	\$ 272,288	
13	Simulcasting Handle for the Month.....	\$ 3,340,358	
14	Promotional Gaming Credits Wagered for the Month.....	\$ 8,198,312	

Under penalties of perjury, I declare that I have examined this report, and to the best of my knowledge and belief, it is true and complete.

September 9, 2018  
\_\_\_\_\_  
DATE

  
\_\_\_\_\_  
Betty J. Parker  
  
Casino Controller 8038-11  
\_\_\_\_\_  
TITLE (LICENSE NUMBER)

# CAESARS ATLANTIC CITY

## MONTHLY GROSS REVENUE REPORT

FOR THE MONTH OF AUGUST, 2018

### CASINO WIN - CURRENT MONTH


Line (a)	Type of Game (b)	Authorized Units (c)	Win or (Loss) (d)	Drop/Handle (e)	Win or (Loss) Percentage (f)
1	Table and Other Games	132	\$ 8,773,255	\$ 47,484,973	18.5%
2	Poker	0	\$ -		
3	Slot Machines	1,894	\$ 19,183,404	\$ 212,985,198	9.0%
4	Total Casino Win		\$ 27,956,659		

### GROSS REVENUE

5	Year-to-Date Table and Other Games and Poker Win .....	\$ 65,873,463
6	Year-to-Date Slot Machine Win .....	\$ 128,644,112
7	Year-to-Date Total Casino Win .....	<b>\$ 194,517,575</b>
8	Adjustments .....	<b>\$ 50,554</b>
9	Year-To-Date Gross Revenue .....	<b>\$ 194,568,129</b>
10	Authorized Casino Square Footage - End of Month .....	115,924
11	Authorized Simulcasting Square Footage - End of Month .....	-
12	Simulcasting Revenue for the Month.....	\$ -
13	Simulcasting Handle for the Month.....	\$ -
14	Promotional Gaming Credits Wagered for the Month.....	\$ 2,480,136

Under penalties of perjury, I declare that I have examined this report, and to the best of my knowledge and belief, it is true and complete.

September 8, 2018  
DATE

  
Gail Myers

OPERATIONS CONTROLLER(3470-11)  
TITLE (LICENSE NUMBER)

# GOLDEN NUGGET

## MONTHLY GROSS REVENUE REPORT

FOR THE MONTH OF AUGUST, 2018

### CASINO WIN - CURRENT MONTH

Line (a)	Type of Game (b)	Authorized Units (c)	Win or (Loss) (d)	Drop/Handle (e)	Win or (Loss) Percentage (f)
1	Table and Other Games	87	\$ 5,570,454	\$ 29,216,347	19.1%
2	Poker	9	\$ 82,845		
3	Slot Machines	1,456	\$ 14,869,959	\$ 158,381,882	9.4%
4	Total Casino Win		\$ 20,523,258		

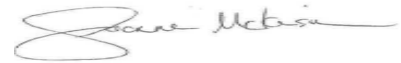
### GROSS REVENUE

5	Year-to-Date Table and Other Games and Poker Win .....	\$ 44,136,972	
6	Year-to-Date Slot Machine Win .....	\$ 109,707,658	
7	Year-to-Date Total Casino Win .....		<b>\$ 153,844,630</b>
8	Adjustments .....		<b>\$ -</b>
9	Year-To-Date Gross Revenue .....		<b>\$ 153,844,630</b>
10	Authorized Casino Square Footage - End of Month .....	78,464	
11	Authorized Simulcasting Square Footage - End of Month .....	-	
12	Simulcasting Revenue for the Month.....	\$ -	
13	Simulcasting Handle for the Month.....	\$ -	
14	Promotional Gaming Credits Wagered for the Month.....	\$ 3,450,371	

Under penalties of perjury, I declare that I have examined this report, and to the best of my knowledge and belief, it is true and complete.

September 7, 2018

DATE



Joanne McKensie

Director of Finance/Controller 1231.11

# HARD ROCK ATLANTIC CITY

## MONTHLY GROSS REVENUE REPORT

FOR THE MONTH OF AUGUST, 2018

### CASINO WIN - CURRENT MONTH

Line (a)	Type of Game (b)	Authorized Units (c)	Win or (Loss) (d)	Drop/Handle (e)	Win or (Loss) Percentage (f)
1	Table and Other Games	152	\$ 8,088,347	\$ 71,785,627	11.3%
2	Poker	0	\$ -		
3	Slot Machines	2,063	\$ 22,676,629	\$ 220,745,985	10.3%
4	Total Casino Win		\$ 30,764,976		

### GROSS REVENUE

5	Year-to-Date Table and Other Games and Poker Win .....	\$ 18,422,417	
6	Year-to-Date Slot Machine Win .....	\$ 48,900,750	
7	Year-to-Date Total Casino Win .....		<b>\$ 67,323,167</b>
8	Adjustments .....		\$ -
9	Year-To-Date Gross Revenue .....		<b>\$ 67,323,167</b>
10	Authorized Casino Square Footage - End of Month .....	119,901	
11	Authorized Simulcasting Square Footage - End of Month .....	-	
12	Simulcasting Revenue for the Month.....	\$ -	
13	Simulcasting Handle for the Month.....	\$ -	
14	Promotional Gaming Credits Wagered for the Month.....	\$ 5,080,517	

Under penalties of perjury, I declare that I have examined this report, and to the best of my knowledge and belief, it is true and complete.

SEPTMBER 8, 2018  
DATE

  
FRANK POLLOCK

CASINO CONTROLLER 9869-11

# HARRAH'S RESORT ATLANTIC CITY

## MONTHLY GROSS REVENUE REPORT

FOR THE MONTH OF AUGUST 2018

### CASINO WIN - CURRENT MONTH

Line (a)	Type of Game (b)	Authorized Units (c)	Win or (Loss) (d)	Drop/Handle (e)	Win or (Loss) Percentage (f)
1	Table and Other Games	133	\$ 6,568,254	\$ 33,536,723	19.6%
2	Poker	37	\$ 252,851		
3	Slot Machines	2,105	\$ 24,460,914	\$ 290,672,105	8.4%
4	Total Casino Win		\$ 31,282,019		


### GROSS REVENUE

5	Year-to-Date Table and Other Games and Poker Win .....	\$ 60,552,720	
6	Year-to-Date Slot Machine Win .....	\$ 171,837,281	
7	Year-to-Date Total Casino Win .....		<b>\$ 232,390,001</b>
8	Adjustments .....		<b>\$ 1,500</b>
9	Year-To-Date Gross Revenue .....		<b>\$ 232,391,501</b>
10	Authorized Casino Square Footage - End of Month .....	156,284	
11	Authorized Simulcasting Square Footage - End of Month .....	-	
12	Simulcasting Revenue for the Month.....	\$ -	
13	Simulcasting Handle for the Month.....	\$ -	
14	Promotional Gaming Credits Wagered for the Month.....	\$ 2,864,467	

Under penalties of perjury, I declare that I have examined this report, and to the best of my knowledge and belief, it is true and complete.

September 6, 2018

DATE



Alicia Magee

Operations Controller (008714-11)

TITLE (LICENSE NUMBER)

# OCEAN RESORT CASINO AC

## MONTHLY GROSS REVENUE REPORT

FOR THE MONTH OF AUGUST 2018

CASINO WIN - CURRENT MONTH

AMENDED 10/10/2018


Line (a)	Type of Game (b)	Authorized Units (c)	Win or (Loss) (d)	Drop/Handle (e)	Win or (Loss) Percentage (f)
1	Table and Other Games	107	\$ 7,597,191	\$ 46,611,805	16.3%
2	Poker	8	\$ 104,955		
3	Slot Machines	1,937	\$ 11,904,852	\$ 120,335,266	9.9%
4	Total Casino Win		\$ 19,606,998		

**GROSS REVENUE**

5	Year-to-Date Table and Other Games and Poker Win .....	\$ 11,908,179	
6	Year-to-Date Slot Machine Win .....	\$ 26,516,991	
7	Year-to-Date Total Casino Win .....		<b>\$ 38,425,170</b>
8	Adjustments .....		
9	Year-To-Date Gross Revenue .....		<b>\$ 38,425,170</b>
10	Authorized Casino Square Footage - End of Month .....	131,083	
11	Authorized Simulcasting Square Footage - End of Month .....	-	
12	Simulcasting Revenue for the Month.....	\$ -	
13	Simulcasting Handle for the Month.....	\$ -	
14	Promotional Gaming Credits Wagered for the Month.....	\$ 4,002,915	

Under penalties of perjury, I declare that I have examined this report, and to the best of my knowledge and belief, it is true and complete.

October 10, 2018  
\_\_\_\_\_  
DATE

  
 \_\_\_\_\_  
 Robert L. Smith  
 \_\_\_\_\_  
 Casino Controller (9881.11)  
 Title (License #)

# RESORTS CASINO HOTEL (DGMB CASINO LLC)

## MONTHLY GROSS REVENUE REPORT

FOR THE MONTH OF AUGUST 2018

### CASINO WIN - CURRENT MONTH

Line (a)	Type of Game (b)	Authorized Units (c)	Win or (Loss) (d)	Drop/Handle (e)	Win or (Loss) Percentage (f)
1	Table and Other Games	68	\$ 3,655,216	\$ 22,434,049	16.3%
2	Poker	0	\$ -		
3	Slot Machines	1,496	\$ 14,353,346	\$ 157,311,643	9.1%
4	Total Casino Win		\$ 18,008,562		

### GROSS REVENUE

5	Year-to-Date Table and Other Games and Poker Win .....	\$ 26,428,127	
6	Year-to-Date Slot Machine Win .....	\$ 96,954,250	
7	Year-to-Date Total Casino Win .....		<b>\$ 123,382,377</b>
8	Adjustments .....		<b>\$ -</b>
9	Year-To-Date Gross Revenue .....		<b>\$ 123,382,377</b>
10	Authorized Casino Square Footage - End of Month .....	82,877	
11	Authorized Simulcasting Square Footage - End of Month .....	-	
12	Simulcasting Revenue for the Month.....	\$ -	
13	Simulcasting Handle for the Month.....	\$ -	
14	Promotional Gaming Credits Wagered for the Month.....	\$ 3,109,501	

Under penalties of perjury, I declare that I have examined this report, and to the best of my knowledge and belief, it is true and complete.

September 7, 2018  
\_\_\_\_\_  
DATE



\_\_\_\_\_  
Jeff Bohrer  
  
\_\_\_\_\_  
Director Operational Accounting 7488-11  
TITLE (LICENSE NUMBER)



# TROPICANA CASINO & RESORT

## MONTHLY GROSS REVENUE REPORT

FOR THE MONTH OF AUGUST, 2018

### CASINO WIN - CURRENT MONTH

Line (a)	Type of Game (b)	Authorized Units (c)	Win or (Loss) (d)	Drop/Handle (e)	Win or (Loss) Percentage (f)
1	Table and Other Games	112	\$ 4,374,060	\$ 35,120,611	12.5%
2	Poker	18	\$ 210,502		
3	Slot Machines	2,463	\$ 27,610,354	\$ 287,957,892	9.6%
4	Total Casino Win		\$ 32,194,916		

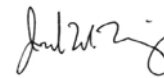
### GROSS REVENUE

5	Year-to-Date Table and Other Games and Poker Win .....	\$ 43,655,748	
6	Year-to-Date Slot Machine Win .....	\$ 189,228,628	
7	Year-to-Date Total Casino Win .....		<b>\$ 232,884,376</b>
8	Adjustments .....		<b>\$ (547,335)</b>
9	Year-To-Date Gross Revenue .....		<b>\$ 232,337,041</b>
10	Authorized Casino Square Footage - End of Month .....	127,866	
11	Authorized Simulcasting Square Footage - End of Month .....	-	
12	Simulcasting Revenue for the Month.....	\$ -	
13	Simulcasting Handle for the Month.....	\$ -	
14	Promotional Gaming Credits Wagered for the Month.....	\$ 5,766,496	

Under penalties of perjury, I declare that I have examined this report, and to the best of my knowledge and belief, it is true and complete.

September 8, 2018

DATE



Joseph Uhing

Casino Controller 2835-11