

BALLY'S PARK PLACE, LLC

MONTHLY GROSS REVENUE REPORT

FOR THE MONTH OF SEPTEMBER, 2018

CASINO WIN - CURRENT MONTH

Line (a)	Type of Game (b)	Authorized Units (c)	Win or (Loss) (d)	Drop/Handle (e)	Win or (Loss) Percentage (f)
1	Table and Other Games	122	\$ 5,050,843	\$ 29,302,941	17.2%
2	Poker	42	\$ 226,024		
3	Slot Machines	1,776	\$ 11,378,213	\$ 124,850,896	9.1%
4	Total Casino Win		\$ 16,655,080		

GROSS REVENUE

5	Year-to-Date Table and Other Games and Poker Win	\$ 48,177,682
6	Year-to-Date Slot Machine Win	\$ 99,326,603
7	Year-to-Date Total Casino Win	\$ 147,504,285
8	Adjustments	\$ -
9	Year-To-Date Gross Revenue	\$ 147,504,285

10	Authorized Casino Square Footage - End of Month	127,247
11	Authorized Simulcasting Square Footage - End of Month	-
12	Simulcasting Revenue for the Month.....	\$ -
13	Simulcasting Handle for the Month.....	\$ -
14	Promotional Gaming Credits Wagered for the Month.....	\$ 1,917,408

Under penalties of perjury, I declare that I have examined this report, and to the best of my knowledge and belief, it is true and complete.

October 10, 2018

DATE



ANGELA BIANCHINI

OPERATIONS CONTROLLER (8454-11)

TITLE (LICENSE NUMBER)

BORGATA HOTEL CASINO & SPA MONTHLY GROSS REVENUE REPORT

FOR THE MONTH OF September, 2018

CASINO WIN - CURRENT MONTH

Line (a)	Type of Game (b)	Authorized Units (c)	Win or (Loss) (d)	Drop/Handle (e)	Win or (Loss) Percentage (f)
1	Table and Other Games	183	\$ 17,237,135	\$ 105,336,230	16.4%
2	Poker	124	\$ 2,220,404		
3	Slot Machines	2,825	\$ 41,051,012	\$ 506,254,653	8.1%
4	Total Casino Win		\$ 60,508,551		


GROSS REVENUE

5	Year-to-Date Table and Other Games and Poker Win	\$ 168,875,608	
6	Year-to-Date Slot Machine Win	\$ 377,916,876	
7	Year-to-Date Total Casino Win	\$ 546,792,484	
8	Adjustments	\$ -	
9	Year-To-Date Gross Revenue	\$ 546,792,484	
10	Authorized Casino Square Footage - End of Month	136,771	
11	Authorized Simulcasting Square Footage - End of Month	23,620	
12	Simulcasting Revenue for the Month.....	\$ 218,718	
13	Simulcasting Handle for the Month.....	\$ 2,604,898	
14	Promotional Gaming Credits Wagered for the Month.....	\$ 6,658,279	

Under penalties of perjury, I declare that I have examined this report, and to the best of my knowledge and belief, it is true and complete.

October 8, 2018

DATE



Betty J. Parker

Casino Controller 8038-11

TITLE (LICENSE NUMBER)

CAESARS ATLANTIC CITY

MONTHLY GROSS REVENUE REPORT

FOR THE MONTH OF SEPTEMBER, 2018

CASINO WIN - CURRENT MONTH

Line (a)	Type of Game (b)	Authorized Units (c)	Win or (Loss) (d)	Drop/Handle (e)	Win or (Loss) Percentage (f)
1	Table and Other Games	131	\$ 6,949,062	\$ 44,933,071	15.5%
2	Poker	0	\$ -		
3	Slot Machines	1,894	\$ 15,963,132	\$ 178,928,830	8.9%
4	Total Casino Win		\$ 22,912,194		

GROSS REVENUE

5	Year-to-Date Table and Other Games and Poker Win	\$ 72,822,525
6	Year-to-Date Slot Machine Win	\$ 144,607,244
7	Year-to-Date Total Casino Win	<u>\$ 217,429,769</u>
8	Adjustments	<u>\$ 50,554</u>
9	Year-To-Date Gross Revenue	<u>\$ 217,480,323</u>
10	Authorized Casino Square Footage - End of Month	115,924
11	Authorized Simulcasting Square Footage - End of Month	-
12	Simulcasting Revenue for the Month.....	\$ -
13	Simulcasting Handle for the Month.....	\$ -
14	Promotional Gaming Credits Wagered for the Month.....	\$ 2,335,037

Under penalties of perjury, I declare that I have examined this report, and to the best of my knowledge and belief, it is true and complete.

October 10, 2018

DATE



Gail Myers

OPERATIONS CONTROLLER(3470-11)
TITLE (LICENSE NUMBER)

GOLDEN NUGGET

MONTHLY GROSS REVENUE REPORT

FOR THE MONTH OF SEPTEMBER, 2018

CASINO WIN - CURRENT MONTH

Line (a)	Type of Game (b)	Authorized Units (c)	Win or (Loss) (d)	Drop/Handle (e)	Win or (Loss) Percentage (f)
1	Table and Other Games	84	\$ 4,282,599	\$ 27,733,721	15.4%
2	Poker	9	\$ 99,881		
3	Slot Machines	1,456	\$ 13,886,807	\$ 148,288,949	9.4%
4	Total Casino Win		\$ 18,269,287		

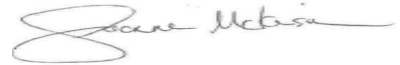
GROSS REVENUE

5	Year-to-Date Table and Other Games and Poker Win	\$ 48,519,452	
6	Year-to-Date Slot Machine Win	\$ 123,594,465	
7	Year-to-Date Total Casino Win	\$ 172,113,917	
8	Adjustments	\$ -	
9	Year-To-Date Gross Revenue	\$ 172,113,917	
10	Authorized Casino Square Footage - End of Month	78,464	
11	Authorized Simulcasting Square Footage - End of Month	-	
12	Simulcasting Revenue for the Month.....	\$ -	
13	Simulcasting Handle for the Month.....	\$ -	
14	Promotional Gaming Credits Wagered for the Month.....	\$ 3,450,214	

Under penalties of perjury, I declare that I have examined this report, and to the best of my knowledge and belief, it is true and complete.

October 9, 2018

DATE



Joanne McKensie

Director of Finance/Controller 1231.11

HARD ROCK ATLANTIC CITY

MONTHLY GROSS REVENUE REPORT

FOR THE MONTH OF SEPTEMBER, 2018

CASINO WIN - CURRENT MONTH

Line (a)	Type of Game (b)	Authorized Units (c)	Win or (Loss) (d)	Drop/Handle (e)	Win or (Loss) Percentage (f)
1	Table and Other Games	152	\$ 8,671,677	\$ 59,357,035	14.6%
2	Poker	0	\$ -		
3	Slot Machines	2,065	\$ 17,247,725	\$ 178,495,130	9.7%
4	Total Casino Win		\$ 25,919,402		

GROSS REVENUE

5	Year-to-Date Table and Other Games and Poker Win	\$ 27,094,094	
6	Year-to-Date Slot Machine Win	\$ 66,148,475	
7	Year-to-Date Total Casino Win	\$ 93,242,569	
8	Adjustments	\$ -	
9	Year-To-Date Gross Revenue	\$ 93,242,569	
10	Authorized Casino Square Footage - End of Month	119,901	
11	Authorized Simulcasting Square Footage - End of Month	-	
12	Simulcasting Revenue for the Month.....	\$ -	
13	Simulcasting Handle for the Month.....	\$ -	
14	Promotional Gaming Credits Wagered for the Month.....	\$ 2,662,340	

Under penalties of perjury, I declare that I have examined this report, and to the best of my knowledge and belief, it is true and complete.

OCTOBER 9, 2018

DATE



FRANK POLLOCK

CASINO CONTROLLER 9869-11

HARRAH'S RESORT ATLANTIC CITY

MONTHLY GROSS REVENUE REPORT

FOR THE MONTH OF SEPTEMBER, 2018

CASINO WIN - CURRENT MONTH

Line (a)	Type of Game (b)	Authorized Units (c)	Win or (Loss) (d)	Drop/Handle (e)	Win or (Loss) Percentage (f)
1	Table and Other Games	133	\$ 6,597,620	\$ 31,552,985	20.9%
2	Poker	37	\$ 235,880		
3	Slot Machines	2,109	\$ 20,216,146	\$ 251,479,836	8.0%
4	Total Casino Win		\$ 27,049,646		

GROSS REVENUE

5	Year-to-Date Table and Other Games and Poker Win	\$ 67,386,220	
6	Year-to-Date Slot Machine Win	\$ 192,053,427	
7	Year-to-Date Total Casino Win		\$ 259,439,647
8	Adjustments		\$ 1,600
9	Year-To-Date Gross Revenue		\$ 259,441,247
10	Authorized Casino Square Footage - End of Month	156,284	
11	Authorized Simulcasting Square Footage - End of Month	-	
12	Simulcasting Revenue for the Month.....	\$ -	
13	Simulcasting Handle for the Month.....	\$ -	
14	Promotional Gaming Credits Wagered for the Month.....	\$ 2,986,055	

Under penalties of perjury, I declare that I have examined this report, and to the best of my knowledge and belief, it is true and complete.

October 5, 2018

DATE



Alicia Magee

Operations Controller (008714-11)

TITLE (LICENSE NUMBER)

OCEAN RESORT CASINO AC

MONTHLY GROSS REVENUE REPORT

FOR THE MONTH OF SEPTEMBER 2018

CASINO WIN - CURRENT MONTH

Line (a)	Type of Game (b)	Authorized Units (c)	Win or (Loss) (d)	Drop/Handle (e)	Win or (Loss) Percentage (f)
1	Table and Other Games	107	\$ 3,864,151	\$ 41,379,337	9.3%
2	Poker	8	\$ 166,255		
3	Slot Machines	1,937	\$ 10,882,841	\$ 111,288,901	9.8%
4	Total Casino Win		\$ 14,913,247		

GROSS REVENUE

5	Year-to-Date Table and Other Games and Poker Win	\$ 15,938,585
6	Year-to-Date Slot Machine Win	\$ 37,399,832
7	Year-to-Date Total Casino Win	\$ 53,338,417
8	Adjustments	\$ -
9	Year-To-Date Gross Revenue	\$ 53,338,417
10	Authorized Casino Square Footage - End of Month	131,083
11	Authorized Simulcasting Square Footage - End of Month	-
12	Simulcasting Revenue for the Month.....	\$ -
13	Simulcasting Handle for the Month.....	\$ -
14	Promotional Gaming Credits Wagered for the Month.....	\$ 3,529,465

Under penalties of perjury, I declare that I have examined this report, and to the best of my knowledge and belief, it is true and complete.

October 08, 2018

DATE



Robert L. Smith

Casino Controller (9881.11)

Title (License #)

RESORTS CASINO HOTEL (DGMB CASINO LLC)

MONTHLY GROSS REVENUE REPORT

FOR THE MONTH OF SEPTEMBER 2018

CASINO WIN - CURRENT MONTH

Line (a)	Type of Game (b)	Authorized Units (c)	Win or (Loss) (d)	Drop/Handle (e)	Win or (Loss) Percentage (f)
1	Table and Other Games	68	\$ 2,878,072	\$ 20,138,612	14.3%
2	Poker	0	\$ -		
3	Slot Machines	1,463	\$ 12,919,390	\$ 138,175,364	9.3%
4	Total Casino Win		\$ 15,797,462		

GROSS REVENUE

5	Year-to-Date Table and Other Games and Poker Win	\$ 29,306,199
6	Year-to-Date Slot Machine Win	\$ 109,873,640
7	Year-to-Date Total Casino Win	\$ 139,179,839
8	Adjustments	\$ -
9	Year-To-Date Gross Revenue	\$ 139,179,839
10	Authorized Casino Square Footage - End of Month	82,877
11	Authorized Simulcasting Square Footage - End of Month	-
12	Simulcasting Revenue for the Month.....	\$ -
13	Simulcasting Handle for the Month.....	\$ -
14	Promotional Gaming Credits Wagered for the Month.....	\$ 2,722,943

Under penalties of perjury, I declare that I have examined this report, and to the best of my knowledge and belief, it is true and complete.

October 8, 2018

DATE



Jeff Bohrer

Director Operational Accounting 7488-11

TITLE (LICENSE NUMBER)

TROPICANA CASINO & RESORT

MONTHLY GROSS REVENUE REPORT

FOR THE MONTH OF SEPTEMBER, 2018

CASINO WIN - CURRENT MONTH

Line (a)	Type of Game (b)	Authorized Units (c)	Win or (Loss) (d)	Drop/Handle (e)	Win or (Loss) Percentage (f)
1	Table and Other Games	112	\$ 6,515,268	\$ 30,068,114	21.7%
2	Poker	18	\$ 177,528		
3	Slot Machines	2,458	\$ 23,245,408	\$ 243,914,785	9.5%
4	Total Casino Win		\$ 29,938,204		

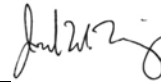
GROSS REVENUE

5	Year-to-Date Table and Other Games and Poker Win	\$ 50,348,544	
6	Year-to-Date Slot Machine Win	\$ 212,474,036	
7	Year-to-Date Total Casino Win	\$ 262,822,580	
8	Adjustments	\$ (547,335)	
9	Year-To-Date Gross Revenue	\$ 262,275,245	
10	Authorized Casino Square Footage - End of Month	127,866	
11	Authorized Simulcasting Square Footage - End of Month	-	
12	Simulcasting Revenue for the Month.....	\$ -	
13	Simulcasting Handle for the Month.....	\$ -	
14	Promotional Gaming Credits Wagered for the Month.....	\$ 4,774,922	

Under penalties of perjury, I declare that I have examined this report, and to the best of my knowledge and belief, it is true and complete.

October 9, 2018

DATE



Joseph Uhing

Casino Controller 2835-11