

# BALLY'S PARK PLACE, LLC

## MONTHLY GROSS REVENUE REPORT

FOR THE MONTH OF FEBRUARY, 2019

### CASINO WIN - CURRENT MONTH

Line (a)	Type of Game (b)	Authorized Units (c)	Win or (Loss) (d)	Drop/Handle (e)	Win or (Loss) Percentage (f)
1	Table and Other Games	122	\$ 3,574,310	\$ 23,210,632	15.4%
2	Poker	42	\$ 164,302		
3	Slot Machines	1,772	\$ 9,016,579	\$ 99,463,945	9.1%
4	Total Casino Win		\$ 12,755,191		

### GROSS REVENUE

5	Year-to-Date Table and Other Games and Poker Win .....	\$ 7,960,885	
6	Year-to-Date Slot Machine Win .....	\$ 16,925,713	
7	Year-to-Date Total Casino Win .....		<b>\$ 24,886,598</b>
8	Adjustments .....		\$ -
9	Year-To-Date Gross Revenue .....		<b>\$ 24,886,598</b>
10	Authorized Casino Square Footage - End of Month .....	127,247	
11	Authorized Simulcasting Square Footage - End of Month .....	-	
12	Simulcasting Revenue for the Month.....	\$ -	
13	Simulcasting Handle for the Month.....	\$ -	
14	Promotional Gaming Credits Wagered for the Month.....	\$ 1,566,408	

Under penalties of perjury, I declare that I have examined this report, and to the best of my knowledge and belief, it is true and complete.

3/6/2019  
\_\_\_\_\_  
DATE



\_\_\_\_\_  
NIEL CAFONE

OPERATIONS CONTROLLER (1861-11)  
\_\_\_\_\_  
TITLE (LICENSE NUMBER)

# BORGATA HOTEL CASINO & SPA

## MONTHLY GROSS REVENUE REPORT

FOR THE MONTH OF February, 2019

### CASINO WIN - CURRENT MONTH

Line (a)	Type of Game (b)	Authorized Units (c)	Win or (Loss) (d)	Drop/Handle (e)	Win or (Loss) Percentage (f)
1	Table and Other Games	187	\$ 13,128,058	\$ 86,667,462	15.1%
2	Poker	80	\$ 1,140,070		
3	Slot Machines	2,825	\$ 36,347,087	\$ 430,222,504	8.4%
4	Total Casino Win		\$ 50,615,215		

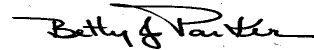
### GROSS REVENUE

5	Year-to-Date Table and Other Games and Poker Win .....	\$ 30,486,764	
6	Year-to-Date Slot Machine Win .....	\$ 70,512,218	
7	Year-to-Date Total Casino Win .....		<b>\$ 100,998,982</b>
8	Adjustments .....		\$ -
9	Year-To-Date Gross Revenue .....		<b>\$ 100,998,982</b>
10	Authorized Casino Square Footage - End of Month .....	136,771	
11	Authorized Simulcasting Square Footage - End of Month .....	23,620	
12	Simulcasting Revenue for the Month.....	\$ 155,644	
13	Simulcasting Handle for the Month.....	\$ 1,926,665	
14	Promotional Gaming Credits Wagered for the Month.....	\$ 5,982,783	

Under penalties of perjury, I declare that I have examined this report, and to the best of my knowledge and belief, it is true and complete.

March 7, 2019

DATE



Betty J. Parker

Casino Controller 8038-11

TITLE (LICENSE NUMBER)

# CAESARS ATLANTIC CITY

## MONTHLY GROSS REVENUE REPORT

FOR THE MONTH OF FEBRUARY, 2019

### CASINO WIN - CURRENT MONTH

Line (a)	Type of Game (b)	Authorized Units (c)	Win or (Loss) (d)	Drop/Handle (e)	Win or (Loss) Percentage (f)
1	Table and Other Games	131	\$ 6,123,033	\$ 35,356,403	17.3%
2	Poker	0	\$ -		
3	Slot Machines	1,894	\$ 13,339,272	\$ 152,615,117	8.7%
4	Total Casino Win		\$ 19,462,305		

### GROSS REVENUE

5	Year-to-Date Table and Other Games and Poker Win .....	\$ 11,331,335
6	Year-to-Date Slot Machine Win .....	\$ 25,241,273
7	Year-to-Date Total Casino Win .....	<b>\$ 36,572,608</b>
8	Adjustments .....	-
9	Year-To-Date Gross Revenue .....	<b>\$ 36,572,608</b>
10	Authorized Casino Square Footage - End of Month .....	115,924
11	Authorized Simulcasting Square Footage - End of Month .....	-
12	Simulcasting Revenue for the Month.....	\$ -
13	Simulcasting Handle for the Month.....	\$ -
14	Promotional Gaming Credits Wagered for the Month.....	\$ 2,097,431

Under penalties of perjury, I declare that I have examined this report, and to the best of my knowledge and belief, it is true and complete.

March 8, 2019

DATE



Angela Bianchini

OPERATIONS CONTROLLER(8454-11)  
TITLE (LICENSE NUMBER)

# GOLDEN NUGGET

## MONTHLY GROSS REVENUE REPORT

FOR THE MONTH OF FEBRUARY, 2019

### CASINO WIN - CURRENT MONTH

Line (a)	Type of Game (b)	Authorized Units (c)	Win or (Loss) (d)	Drop/Handle (e)	Win or (Loss) Percentage (f)
1	Table and Other Games	81	\$ 4,579,067	\$ 21,107,686	21.7%
2	Poker	9	\$ 74,518		
3	Slot Machines	1,460	\$ 11,303,418	\$ 116,920,865	9.7%
4	Total Casino Win		\$ 15,957,003		

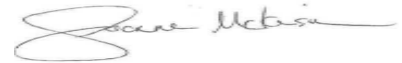
### GROSS REVENUE

5	Year-to-Date Table and Other Games and Poker Win .....	\$ 8,780,491	
6	Year-to-Date Slot Machine Win .....	\$ 21,759,292	
7	Year-to-Date Total Casino Win .....	<b>\$ 30,539,783</b>	
8	Adjustments .....	\$ -	
9	Year-To-Date Gross Revenue .....	<b>\$ 30,539,783</b>	
10	Authorized Casino Square Footage - End of Month .....	78,464	
11	Authorized Simulcasting Square Footage - End of Month .....	-	
12	Simulcasting Revenue for the Month.....	\$ -	
13	Simulcasting Handle for the Month.....	\$ -	
14	Promotional Gaming Credits Wagered for the Month.....	\$ 2,349,944	

Under penalties of perjury, I declare that I have examined this report, and to the best of my knowledge and belief, it is true and complete.

March 6, 2019

DATE



Joanne McKensie

Director of Finance/Controller 1231.11

# HARD ROCK ATLANTIC CITY

## MONTHLY GROSS REVENUE REPORT

FOR THE MONTH OF FEBRUARY, 2019

### CASINO WIN - CURRENT MONTH

Line (a)	Type of Game (b)	Authorized Units (c)	Win or (Loss) (d)	Drop/Handle (e)	Win or (Loss) Percentage (f)
1	Table and Other Games	152	\$ 6,800,050	\$ 48,621,385	14.0%
2	Poker	0	\$ -		
3	Slot Machines	2,074	\$ 14,301,538	\$ 149,242,632	9.6%
4	Total Casino Win		\$ 21,101,588		

### GROSS REVENUE

5	Year-to-Date Table and Other Games and Poker Win .....	\$	9,211,522
6	Year-to-Date Slot Machine Win .....	\$	27,467,499
7	Year-to-Date Total Casino Win .....	\$	<b>36,679,021</b>
8	Adjustments .....	\$	-
9	Year-To-Date Gross Revenue .....	\$	<b>36,679,021</b>
10	Authorized Casino Square Footage - End of Month .....		121,089
11	Authorized Simulcasting Square Footage - End of Month .....		-
12	Simulcasting Revenue for the Month.....	\$	-
13	Simulcasting Handle for the Month.....	\$	-
14	Promotional Gaming Credits Wagered for the Month.....	\$	2,911,140

Under penalties of perjury, I declare that I have examined this report, and to the best of my knowledge and belief, it is true and complete.

March 7, 2019

DATE



FRANK POLLOCK

CASINO CONTROLLER 9869-11

TITLE (LICENSE NUMBER)

# HARRAH'S RESORT ATLANTIC CITY

## MONTHLY GROSS REVENUE REPORT

FOR THE MONTH OF FEBRUARY 2019

### CASINO WIN - CURRENT MONTH

Line (a)	Type of Game (b)	Authorized Units (c)	Win or (Loss) (d)	Drop/Handle (e)	Win or (Loss) Percentage (f)
1	Table and Other Games	133	\$ 5,555,737	\$ 26,386,732	21.1%
2	Poker	37	\$ 194,094		
3	Slot Machines	2,101	\$ 18,397,543	\$ 218,972,598	8.4%
4	Total Casino Win		\$ 24,147,374		

### GROSS REVENUE

5	Year-to-Date Table and Other Games and Poker Win .....	\$ 10,998,965	
6	Year-to-Date Slot Machine Win .....	\$ 34,649,204	
7	Year-to-Date Total Casino Win .....		\$ 45,648,169
8	Adjustments .....		\$ -
9	Year-To-Date Gross Revenue .....		\$ 45,648,169
10	Authorized Casino Square Footage - End of Month .....	156,284	
11	Authorized Simulcasting Square Footage - End of Month .....	-	
12	Simulcasting Revenue for the Month.....	\$ -	
13	Simulcasting Handle for the Month.....	\$ -	
14	Promotional Gaming Credits Wagered for the Month.....	\$ 2,441,104	

Under penalties of perjury, I declare that I have examined this report, and to the best of my knowledge and belief, it is true and complete.

March 6, 2019

DATE



Alicia Magee

Operations Controller (008714-11)

TITLE (LICENSE NUMBER)

# OCEAN RESORT CASINO AC

## MONTHLY GROSS REVENUE REPORT

FOR THE MONTH OF FEBRUARY 2019

### CASINO WIN - CURRENT MONTH

Line (a)	Type of Game (b)	Authorized Units (c)	Win or (Loss) (d)	Drop/Handle (e)	Win or (Loss) Percentage (f)
1	Table and Other Games	117	\$ 6,030,533	33,124,655	18.2%
2	Poker	8	\$ 123,550		
3	Slot Machines	1,934	\$ 7,605,024	84,380,229	9.0%
4	Total Casino Win		\$ 13,759,107		

### GROSS REVENUE

5	Year-to-Date Table and Other Games and Poker Win .....	11,944,415	
6	Year-to-Date Slot Machine Win .....	14,198,176	
7	Year-to-Date Total Casino Win .....		\$ 26,142,591
8	Adjustments .....		\$ -
9	Year-To-Date Gross Revenue .....		\$ 26,142,591
10	Authorized Casino Square Footage - End of Month .....	132,185	
11	Authorized Simulcasting Square Footage - End of Month .....		
12	Simulcasting Revenue for the Month.....		
13	Simulcasting Handle for the Month.....		
14	Promotional Gaming Credits Wagered for the Month.....	1,852,524	

Under penalties of perjury, I declare that I have examined this report, and to the best of my knowledge and belief, it is true and complete.

March 7, 2019

DATE



Robert L. Smith

Casino Controller (9881.11)

Title (License #)

# RESORTS CASINO HOTEL (DGMB CASINO LLC)

## MONTHLY GROSS REVENUE REPORT

FOR THE MONTH OF FEBRUARY 2019

### CASINO WIN - CURRENT MONTH

Line (a)	Type of Game (b)	Authorized Units (c)	Win or (Loss) (d)	Drop/Handle (e)	Win or (Loss) Percentage (f)
1	Table and Other Games	68	\$ 4,866,795	\$ 22,355,985	21.8%
2	Poker	0	\$ -		
3	Slot Machines	1,424	\$ 9,872,015	\$ 108,234,678	9.1%
4	Total Casino Win		\$ 14,738,810		

### GROSS REVENUE

5	Year-to-Date Table and Other Games and Poker Win .....	\$ 8,352,162
6	Year-to-Date Slot Machine Win .....	\$ 19,037,881
7	Year-to-Date Total Casino Win .....	<b>\$ 27,390,043</b>
8	Adjustments .....	\$ -
9	Year-To-Date Gross Revenue .....	<b>\$ 27,390,043</b>
10	Authorized Casino Square Footage - End of Month .....	79,009
11	Authorized Simulcasting Square Footage - End of Month .....	-
12	Simulcasting Revenue for the Month.....	\$ -
13	Simulcasting Handle for the Month.....	\$ -
14	Promotional Gaming Credits Wagered for the Month.....	\$ 1,871,467

Under penalties of perjury, I declare that I have examined this report, and to the best of my knowledge and belief, it is true and complete.

March 8, 2019

DATE



Jeff Bohrer

Director Operational Accounting 7488-11

TITLE (LICENSE NUMBER)



# TROPICANA CASINO & RESORT

## MONTHLY GROSS REVENUE REPORT

FOR THE MONTH OF FEBRUARY, 2019

### CASINO WIN - CURRENT MONTH

Line (a)	Type of Game (b)	Authorized Units (c)	Win or (Loss) (d)	Drop/Handle (e)	Win or (Loss) Percentage (f)
1	Table and Other Games	107	\$ 4,616,654	\$ 26,627,968	17.3%
2	Poker	18	\$ 162,749		
3	Slot Machines	2,312	\$ 19,373,330	\$ 203,761,391	9.5%
4	Total Casino Win		\$ 24,152,733		

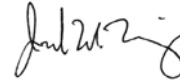
### GROSS REVENUE

5	Year-to-Date Table and Other Games and Poker Win .....	\$ 9,249,468
6	Year-to-Date Slot Machine Win .....	\$ 35,858,061
7	Year-to-Date Total Casino Win .....	<b>\$ 45,107,529</b>
8	Adjustments .....	\$ -
9	Year-To-Date Gross Revenue .....	<b>\$ 45,107,529</b>
10	Authorized Casino Square Footage - End of Month .....	121,909
11	Authorized Simulcasting Square Footage - End of Month .....	-
12	Simulcasting Revenue for the Month.....	\$ -
13	Simulcasting Handle for the Month.....	\$ -
14	Promotional Gaming Credits Wagered for the Month.....	\$ 3,631,271

Under penalties of perjury, I declare that I have examined this report, and to the best of my knowledge and belief, it is true and complete.

March 10, 2019

DATE



Joseph Uhing

Casino Controller 2835-11