

# BALLY'S PARK PLACE, LLC

## MONTHLY GROSS REVENUE REPORT

FOR THE MONTH OF MARCH, 2019

### CASINO WIN - CURRENT MONTH

Line (a)	Type of Game (b)	Authorized Units (c)	Win or (Loss) (d)	Drop/Handle (e)	Win or (Loss) Percentage (f)
1	Table and Other Games	122	\$ 4,102,121	\$ 28,030,376	14.6%
2	Poker	42	\$ 201,785		
3	Slot Machines	1,773	\$ 10,504,742	\$ 113,189,613	9.3%
4	Total Casino Win		\$ 14,808,648		

### GROSS REVENUE

5	Year-to-Date Table and Other Games and Poker Win .....	\$	12,264,791
6	Year-to-Date Slot Machine Win .....	\$	27,430,455
7	Year-to-Date Total Casino Win .....	\$	<b>39,695,246</b>
8	Adjustments .....	\$	-
9	Year-To-Date Gross Revenue .....	\$	<b>39,695,246</b>
10	Authorized Casino Square Footage - End of Month .....		127,247
11	Authorized Simulcasting Square Footage - End of Month .....		-
12	Simulcasting Revenue for the Month.....	\$	-
13	Simulcasting Handle for the Month.....	\$	-
14	Promotional Gaming Credits Wagered for the Month.....	\$	1,646,566

Under penalties of perjury, I declare that I have examined this report, and to the best of my knowledge and belief, it is true and complete.

4/4/2019  
DATE



NIEL CAFONE

OPERATIONS CONTROLLER (1861-11)  
TITLE (LICENSE NUMBER)

# BORGATA HOTEL CASINO & SPA

## MONTHLY GROSS REVENUE REPORT

FOR THE MONTH OF March, 2019

### CASINO WIN - CURRENT MONTH

Line (a)	Type of Game (b)	Authorized Units (c)	Win or (Loss) (d)	Drop/Handle (e)	Win or (Loss) Percentage (f)
1	Table and Other Games	187	\$ 16,400,092	\$ 92,516,036	17.7%
2	Poker	77	\$ 1,326,422		
3	Slot Machines	2,825	\$ 41,717,205	\$ 491,591,555	8.5%
4	Total Casino Win		\$ 59,443,719		


### GROSS REVENUE

5	Year-to-Date Table and Other Games and Poker Win .....	\$ 48,213,278
6	Year-to-Date Slot Machine Win .....	\$ 112,229,423
7	Year-to-Date Total Casino Win .....	<b>\$ 160,442,701</b>
8	Adjustments .....	\$ -
9	Year-To-Date Gross Revenue .....	<b>\$ 160,442,701</b>
10	Authorized Casino Square Footage - End of Month .....	136,771
11	Authorized Simulcasting Square Footage - End of Month .....	23,620
12	Simulcasting Revenue for the Month.....	\$ 195,510
13	Simulcasting Handle for the Month.....	\$ 2,288,675
14	Promotional Gaming Credits Wagered for the Month.....	\$ 6,743,229

Under penalties of perjury, I declare that I have examined this report, and to the best of my knowledge and belief, it is true and complete.

April 8, 2019

DATE



Betty J. Parker

Casino Controller 8038-11

TITLE (LICENSE NUMBER)

# CAESARS ATLANTIC CITY

## MONTHLY GROSS REVENUE REPORT

FOR THE MONTH OF MARCH, 2019

### CASINO WIN - CURRENT MONTH

Line (a)	Type of Game (b)	Authorized Units (c)	Win or (Loss) (d)	Drop/Handle (e)	Win or (Loss) Percentage (f)
1	Table and Other Games	129	\$ 7,712,902	\$ 42,989,845	17.9%
2	Poker	0	\$ -		
3	Slot Machines	1,894	\$ 15,134,572	\$ 169,443,870	8.9%
4	Total Casino Win		\$ 22,847,474		

### GROSS REVENUE

5	Year-to-Date Table and Other Games and Poker Win .....	\$ 19,044,237
6	Year-to-Date Slot Machine Win .....	\$ 40,375,845
7	Year-to-Date Total Casino Win .....	<u>\$ 59,420,082</u>
8	Adjustments .....	<u>\$ -</u>
9	Year-To-Date Gross Revenue .....	<u>\$ 59,420,082</u>
10	Authorized Casino Square Footage - End of Month .....	115,924
11	Authorized Simulcasting Square Footage - End of Month .....	-
12	Simulcasting Revenue for the Month.....	\$ -
13	Simulcasting Handle for the Month.....	\$ -
14	Promotional Gaming Credits Wagered for the Month.....	\$ 2,396,124

Under penalties of perjury, I declare that I have examined this report, and to the best of my knowledge and belief, it is true and complete.

April 6, 2019  
DATE



Angela Bianchini

OPERATIONS CONTROLLER(8454-11)  
TITLE (LICENSE NUMBER)

# GOLDEN NUGGET

## MONTHLY GROSS REVENUE REPORT

FOR THE MONTH OF MARCH, 2019

### CASINO WIN - CURRENT MONTH

Line (a)	Type of Game (b)	Authorized Units (c)	Win or (Loss) (d)	Drop/Handle (e)	Win or (Loss) Percentage (f)
1	Table and Other Games	81	\$ 3,949,662	\$ 23,048,377	17.1%
2	Poker	9	\$ 100,122		
3	Slot Machines	1,450	\$ 13,588,148	\$ 142,129,198	9.6%
4	Total Casino Win		\$ 17,637,932		

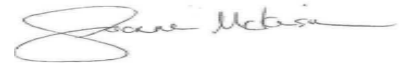
### GROSS REVENUE

5	Year-to-Date Table and Other Games and Poker Win .....	\$ 12,830,275	
6	Year-to-Date Slot Machine Win .....	\$ 35,347,440	
7	Year-to-Date Total Casino Win .....	<b>\$ 48,177,715</b>	
8	Adjustments .....	\$ -	
9	Year-To-Date Gross Revenue .....	<b>\$ 48,177,715</b>	
10	Authorized Casino Square Footage - End of Month .....	78,464	
11	Authorized Simulcasting Square Footage - End of Month .....	-	
12	Simulcasting Revenue for the Month.....	\$ -	
13	Simulcasting Handle for the Month.....	\$ -	
14	Promotional Gaming Credits Wagered for the Month.....	\$ 2,595,627	

Under penalties of perjury, I declare that I have examined this report, and to the best of my knowledge and belief, it is true and complete.

April 9, 2019

DATE



Joanne McKensie

Director of Finance/Controller 1231.11

# HARD ROCK ATLANTIC CITY

## MONTHLY GROSS REVENUE REPORT

FOR THE MONTH OF MARCH, 2019

### CASINO WIN - CURRENT MONTH

Line (a)	Type of Game (b)	Authorized Units (c)	Win or (Loss) (d)	Drop/Handle (e)	Win or (Loss) Percentage (f)
1	Table and Other Games	150	\$ 6,762,907	\$ 68,988,976	9.8%
2	Poker	0	\$ -		
3	Slot Machines	2,072	\$ 17,823,967	\$ 186,421,655	9.6%
4	Total Casino Win		\$ 24,586,874		

### GROSS REVENUE

5	Year-to-Date Table and Other Games and Poker Win .....	\$ 15,974,429	
6	Year-to-Date Slot Machine Win .....	\$ 45,291,466	
7	Year-to-Date Total Casino Win .....	<b>\$ 61,265,895</b>	
8	Adjustments .....	<b>\$ -</b>	
9	Year-To-Date Gross Revenue .....	<b>\$ 61,265,895</b>	
10	Authorized Casino Square Footage - End of Month .....	121,089	
11	Authorized Simulcasting Square Footage - End of Month .....	-	
12	Simulcasting Revenue for the Month.....	\$ -	
13	Simulcasting Handle for the Month.....	\$ -	
14	Promotional Gaming Credits Wagered for the Month.....	\$ 3,667,338	

Under penalties of perjury, I declare that I have examined this report, and to the best of my knowledge and belief, it is true and complete.

April 9, 2019

DATE



FRANK POLLOCK

CASINO CONTROLLER 9869-11

TITLE (LICENSE NUMBER)

# HARRAH'S RESORT ATLANTIC CITY

## MONTHLY GROSS REVENUE REPORT

FOR THE MONTH OF MARCH 2019

### CASINO WIN - CURRENT MONTH

Line (a)	Type of Game (b)	Authorized Units (c)	Win or (Loss) (d)	Drop/Handle (e)	Win or (Loss) Percentage (f)
1	Table and Other Games	133	\$ 5,792,592	\$ 30,804,688	18.8%
2	Poker	37	\$ 397,398		
3	Slot Machines	2,052	\$ 20,240,579	\$ 244,560,569	8.3%
4	Total Casino Win		\$ 26,430,569		

### GROSS REVENUE

5	Year-to-Date Table and Other Games and Poker Win .....	\$	17,188,955
6	Year-to-Date Slot Machine Win .....	\$	54,889,783
7	Year-to-Date Total Casino Win .....	\$	<b>72,078,738</b>
8	Adjustments .....	\$	-
9	Year-To-Date Gross Revenue .....	\$	<b>72,078,738</b>
10	Authorized Casino Square Footage - End of Month .....		156,284
11	Authorized Simulcasting Square Footage - End of Month .....		-
12	Simulcasting Revenue for the Month.....	\$	-
13	Simulcasting Handle for the Month.....	\$	-
14	Promotional Gaming Credits Wagered for the Month.....	\$	2,872,247

Under penalties of perjury, I declare that I have examined this report, and to the best of my knowledge and belief, it is true and complete.

APRIL 5, 2019

DATE



ALICIA MAGEE

Operations Controller (008714-11)

TITLE (LICENSE NUMBER)

# OCEAN RESORT CASINO AC

## MONTHLY GROSS REVENUE REPORT

### FOR THE MONTH OF MARCH 2019

#### CASINO WIN - CURRENT MONTH

Line (a)	Type of Game (b)	Authorized Units (c)	Win or (Loss) (d)	Drop/Handle (e)	Win or (Loss) Percentage (f)
1	Table and Other Games	117	\$ 4,937,232	\$ 36,694,049	13.5%
2	Poker	8	\$ 137,190		
3	Slot Machines	1,936	\$ 10,103,036	\$ 108,077,394	9.3%
4	Total Casino Win		\$ 15,177,458		

#### GROSS REVENUE

5	Year-to-Date Table and Other Games and Poker Win .....	\$ 17,018,837	
6	Year-to-Date Slot Machine Win .....	\$ 24,301,212	
7	Year-to-Date Total Casino Win .....	<b>\$ 41,320,049</b>	
8	Adjustments .....	\$ -	
9	Year-To-Date Gross Revenue .....	<b>\$ 41,320,049</b>	
10	Authorized Casino Square Footage - End of Month .....	132,185	
11	Authorized Simulcasting Square Footage - End of Month .....	-	
12	Simulcasting Revenue for the Month.....	\$ -	
13	Simulcasting Handle for the Month.....	\$ -	
14	Promotional Gaming Credits Wagered for the Month.....	\$ 2,590,510	

Under penalties of perjury, I declare that I have examined this report, and to the best of my knowledge and belief, it is true and complete.

April 5, 2019

DATE



Robert L. Smith

Casino Controller (9881.11)

Title (License #)

# RESORTS CASINO HOTEL (DGMB CASINO LLC)

## MONTHLY GROSS REVENUE REPORT

FOR THE MONTH OF MARCH 2019

### CASINO WIN - CURRENT MONTH

Line (a)	Type of Game (b)	Authorized Units (c)	Win or (Loss) (d)	Drop/Handle (e)	Win or (Loss) Percentage (f)
1	Table and Other Games	68	\$ 3,536,870	\$ 22,547,057	15.7%
2	Poker	0	\$ -		
3	Slot Machines	1,421	\$ 11,385,947	\$ 122,669,209	9.3%
4	Total Casino Win		\$ 14,922,817		

### GROSS REVENUE

5	Year-to-Date Table and Other Games and Poker Win .....	\$ 11,889,032
6	Year-to-Date Slot Machine Win .....	\$ 30,423,828
7	Year-to-Date Total Casino Win .....	<b>\$ 42,312,860</b>
8	Adjustments .....	\$ -
9	Year-To-Date Gross Revenue .....	<b>\$ 42,312,860</b>
10	Authorized Casino Square Footage - End of Month .....	79,009
11	Authorized Simulcasting Square Footage - End of Month .....	-
12	Simulcasting Revenue for the Month.....	\$ -
13	Simulcasting Handle for the Month.....	\$ -
14	Promotional Gaming Credits Wagered for the Month.....	\$ 1,934,461

Under penalties of perjury, I declare that I have examined this report, and to the best of my knowledge and belief, it is true and complete.

April 6, 2019

DATE



Jeff Bohrer

Director Operational Accounting 7488-11

TITLE (LICENSE NUMBER)



# TROPICANA CASINO & RESORT

## MONTHLY GROSS REVENUE REPORT

FOR THE MONTH OF MARCH, 2019

### CASINO WIN - CURRENT MONTH

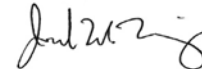
Line (a)	Type of Game (b)	Authorized Units (c)	Win or (Loss) (d)	Drop/Handle (e)	Win or (Loss) Percentage (f)
1	Table and Other Games	107	\$ 4,972,317	\$ 32,999,615	15.1%
2	Poker	18	\$ 185,290		
3	Slot Machines	2,312	\$ 22,150,829	\$ 222,736,408	9.9%
4	Total Casino Win		\$ 27,308,436		

### GROSS REVENUE

5	Year-to-Date Table and Other Games and Poker Win .....	\$ 14,407,075	
6	Year-to-Date Slot Machine Win .....	\$ 58,008,890	
7	Year-to-Date Total Casino Win .....		<b>\$ 72,415,965</b>
8	Adjustments .....		<b>\$ -</b>
9	Year-To-Date Gross Revenue .....		<b>\$ 72,415,965</b>
10	Authorized Casino Square Footage - End of Month .....	121,909	
11	Authorized Simulcasting Square Footage - End of Month .....	-	
12	Simulcasting Revenue for the Month.....	\$ -	
13	Simulcasting Handle for the Month.....	\$ -	
14	Promotional Gaming Credits Wagered for the Month.....	\$ 3,937,432	

Under penalties of perjury, I declare that I have examined this report, and to the best of my knowledge and belief, it is true and complete.

April 8, 2019  
DATE



Joseph Uhing

Casino Controller 2835-11