

BALLY'S PARK PLACE, LLC

MONTHLY GROSS REVENUE REPORT

FOR THE MONTH OF APRIL, 2019

CASINO WIN - CURRENT MONTH

Line (a)	Type of Game (b)	Authorized Units (c)	Win or (Loss) (d)	Drop/Handle (e)	Win or (Loss) Percentage (f)
1	Table and Other Games	122	\$ 3,954,956	\$ 25,205,942	15.7%
2	Poker	42	\$ 173,048		
3	Slot Machines	1,773	\$ 10,035,867	\$ 106,385,129	9.4%
4	Total Casino Win		\$ 14,163,871		


GROSS REVENUE

5	Year-to-Date Table and Other Games and Poker Win	\$ 16,392,795	
6	Year-to-Date Slot Machine Win	\$ 37,466,322	
7	Year-to-Date Total Casino Win	\$ 53,859,117	
8	Adjustments	\$ -	
9	Year-To-Date Gross Revenue	\$ 53,859,117	
10	Authorized Casino Square Footage - End of Month	127,247	
11	Authorized Simulcasting Square Footage - End of Month	-	
12	Simulcasting Revenue for the Month.....	\$ -	
13	Simulcasting Handle for the Month.....	\$ -	
14	Promotional Gaming Credits Wagered for the Month.....	\$ 1,524,914	

Under penalties of perjury, I declare that I have examined this report, and to the best of my knowledge and belief, it is true and complete.

5/7/2019

DATE



 NIEL CAFONE
 OPERATIONS CONTROLLER (1861-11)

 TITLE (LICENSE NUMBER)

BORGATA HOTEL CASINO & SPA

MONTHLY GROSS REVENUE REPORT

FOR THE MONTH OF APRIL, 2019

CASINO WIN - CURRENT MONTH

Line (a)	Type of Game (b)	Authorized Units (c)	Win or (Loss) (d)	Drop/Handle (e)	Win or (Loss) Percentage (f)
1	Table and Other Games	184	\$ 15,308,661	\$ 84,344,305	18.2%
2	Poker	93	\$ 1,714,983		
3	Slot Machines	2,825	\$ 36,346,429	\$ 418,714,288	8.7%
4	Total Casino Win		\$ 53,370,073		


GROSS REVENUE

5	Year-to-Date Table and Other Games and Poker Win	\$ 65,236,922	
6	Year-to-Date Slot Machine Win	\$ 148,575,852	
7	Year-to-Date Total Casino Win	\$ 213,812,774	
8	Adjustments	\$ -	
9	Year-To-Date Gross Revenue	\$ 213,812,774	
10	Authorized Casino Square Footage - End of Month	136,771	
11	Authorized Simulcasting Square Footage - End of Month	23,620	
12	Simulcasting Revenue for the Month.....	\$ 163,238	
13	Simulcasting Handle for the Month.....	\$ 1,943,819	
14	Promotional Gaming Credits Wagered for the Month.....	\$ 5,986,128	

Under penalties of perjury, I declare that I have examined this report, and to the best of my knowledge and belief, it is true and complete.

May 8, 2019

DATE



Betty J. Parker

Casino Controller 8038-11

TITLE (LICENSE NUMBER)

CAESARS ATLANTIC CITY

MONTHLY GROSS REVENUE REPORT

FOR THE MONTH OF APRIL, 2019

CASINO WIN - CURRENT MONTH

Line (a)	Type of Game (b)	Authorized Units (c)	Win or (Loss) (d)	Drop/Handle (e)	Win or (Loss) Percentage (f)
1	Table and Other Games	129	\$ 8,095,857	\$ 49,470,056	16.4%
2	Poker	0	\$ -		
3	Slot Machines	1,894	\$ 13,949,879	\$ 157,619,489	8.9%
4	Total Casino Win		\$ 22,045,736		

GROSS REVENUE

5	Year-to-Date Table and Other Games and Poker Win	\$ 27,140,094
6	Year-to-Date Slot Machine Win	\$ 54,325,724
7	Year-to-Date Total Casino Win	\$ 81,465,818
8	Adjustments	\$ -
9	Year-To-Date Gross Revenue	\$ 81,465,818
10	Authorized Casino Square Footage - End of Month	115,924
11	Authorized Simulcasting Square Footage - End of Month	-
12	Simulcasting Revenue for the Month.....	\$ -
13	Simulcasting Handle for the Month.....	\$ -
14	Promotional Gaming Credits Wagered for the Month.....	\$ 2,149,877

Under penalties of perjury, I declare that I have examined this report, and to the best of my knowledge and belief, it is true and complete.

May 8, 2019

DATE



Angela Bianchini

OPERATIONS CONTROLLER(8454-11)
TITLE (LICENSE NUMBER)

GOLDEN NUGGET

MONTHLY GROSS REVENUE REPORT

FOR THE MONTH OF APRIL, 2019

CASINO WIN - CURRENT MONTH

Line (a)	Type of Game (b)	Authorized Units (c)	Win or (Loss) (d)	Drop/Handle (e)	Win or (Loss) Percentage (f)
1	Table and Other Games	81	\$ 4,186,391	\$ 21,060,242	19.9%
2	Poker	9	\$ 86,612		
3	Slot Machines	1,460	\$ 11,177,015	\$ 119,629,472	9.3%
4	Total Casino Win		\$ 15,450,018		

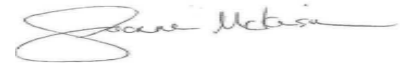
GROSS REVENUE

5	Year-to-Date Table and Other Games and Poker Win	\$ 17,103,278	
6	Year-to-Date Slot Machine Win	\$ 46,524,455	
7	Year-to-Date Total Casino Win	\$ 63,627,733	
8	Adjustments	\$ -	
9	Year-To-Date Gross Revenue	\$ 63,627,733	
10	Authorized Casino Square Footage - End of Month	78,464	
11	Authorized Simulcasting Square Footage - End of Month	-	
12	Simulcasting Revenue for the Month.....	\$ -	
13	Simulcasting Handle for the Month.....	\$ -	
14	Promotional Gaming Credits Wagered for the Month.....	\$ 2,250,534	

Under penalties of perjury, I declare that I have examined this report, and to the best of my knowledge and belief, it is true and complete.

May 7, 2019

DATE



Joanne McKensie

Director of Finance/Controller 1231.11

HARD ROCK ATLANTIC CITY

MONTHLY GROSS REVENUE REPORT

FOR THE MONTH OF APRIL, 2019

CASINO WIN - CURRENT MONTH

Line (a)	Type of Game (b)	Authorized Units (c)	Win or (Loss) (d)	Drop/Handle (e)	Win or (Loss) Percentage (f)
1	Table and Other Games	152	\$ 8,044,488	\$ 49,704,934	16.2%
2	Poker	0	\$ -		
3	Slot Machines	2,082	\$ 15,320,138	\$ 157,568,063	9.7%
4	Total Casino Win		\$ 23,364,626		

GROSS REVENUE

5	Year-to-Date Table and Other Games and Poker Win	\$ 24,018,917	
6	Year-to-Date Slot Machine Win	\$ 60,611,604	
7	Year-to-Date Total Casino Win	\$ 84,630,521	
8	Adjustments	\$ -	
9	Year-To-Date Gross Revenue	\$ 84,630,521	
10	Authorized Casino Square Footage - End of Month	121,089	
11	Authorized Simulcasting Square Footage - End of Month	-	
12	Simulcasting Revenue for the Month.....	\$ -	
13	Simulcasting Handle for the Month.....	\$ -	
14	Promotional Gaming Credits Wagered for the Month.....	\$ 2,847,514	

Under penalties of perjury, I declare that I have examined this report, and to the best of my knowledge and belief, it is true and complete.

May 10, 2019

DATE



FRANK POLLOCK

CASINO CONTROLLER 9869-11

TITLE (LICENSE NUMBER)

HARRAH'S RESORT ATLANTIC CITY

MONTHLY GROSS REVENUE REPORT

FOR THE MONTH OF APRIL 2019

CASINO WIN - CURRENT MONTH

Line (a)	Type of Game (b)	Authorized Units (c)	Win or (Loss) (d)	Drop/Handle (e)	Win or (Loss) Percentage (f)
1	Table and Other Games	133	\$ 9,381,770	\$ 31,215,443	30.1%
2	Poker	37	\$ 188,353		
3	Slot Machines	2,051	\$ 17,610,469	\$ 222,878,323	7.9%
4	Total Casino Win		\$ 27,180,592		

GROSS REVENUE

5	Year-to-Date Table and Other Games and Poker Win	\$ 26,759,078	
6	Year-to-Date Slot Machine Win	\$ 72,500,252	
7	Year-to-Date Total Casino Win		\$ 99,259,330
8	Adjustments		\$ -
9	Year-To-Date Gross Revenue		\$ 99,259,330
10	Authorized Casino Square Footage - End of Month	156,284	
11	Authorized Simulcasting Square Footage - End of Month	-	
12	Simulcasting Revenue for the Month.....	\$ -	
13	Simulcasting Handle for the Month.....	\$ -	
14	Promotional Gaming Credits Wagered for the Month.....	\$ 2,389,810	

Under penalties of perjury, I declare that I have examined this report, and to the best of my knowledge and belief, it is true and complete.

May 7, 2019

DATE



ALICIA MAGEE

Operations Controller (008714-11)

TITLE (LICENSE NUMBER)

OCEAN CASINO RESORT AC

MONTHLY GROSS REVENUE REPORT

FOR THE MONTH OF APRIL 2019

CASINO WIN - CURRENT MONTH

Line (a)	Type of Game (b)	Authorized Units (c)	Win or (Loss) (d)	Drop/Handle (e)	Win or (Loss) Percentage (f)
1	Table and Other Games	107	\$ 3,952,962	\$ 29,897,277	13.2%
2	Poker	8	\$ 117,818		
3	Slot Machines	1,931	\$ 11,115,907	\$ 113,878,894	9.8%
4	Total Casino Win		\$ 15,186,687		

GROSS REVENUE

5	Year-to-Date Table and Other Games and Poker Win	\$ 21,089,617	
6	Year-to-Date Slot Machine Win	\$ 35,417,119	
7	Year-to-Date Total Casino Win		\$ 56,506,736
8	Adjustments		\$ -
9	Year-To-Date Gross Revenue		\$ 56,506,736
10	Authorized Casino Square Footage - End of Month	132,185	
11	Authorized Simulcasting Square Footage - End of Month	-	
12	Simulcasting Revenue for the Month.....	\$ -	
13	Simulcasting Handle for the Month.....	\$ -	
14	Promotional Gaming Credits Wagered for the Month.....	\$ 3,005,238	

Under penalties of perjury, I declare that I have examined this report, and to the best of my knowledge and belief, it is true and complete.

May 7, 2019

DATE



Robert L. Smith

Casino Controller (9881.11)

Title (License #)

RESORTS CASINO HOTEL (DGMB CASINO LLC)

MONTHLY GROSS REVENUE REPORT

FOR THE MONTH OF APRIL 2019

CASINO WIN - CURRENT MONTH

Line (a)	Type of Game (b)	Authorized Units (c)	Win or (Loss) (d)	Drop/Handle (e)	Win or (Loss) Percentage (f)
1	Table and Other Games	68	\$ 2,713,724	\$ 18,748,129	14.5%
2	Poker	0	\$ -		
3	Slot Machines	1,423	\$ 10,083,736	\$ 109,195,818	9.2%
4	Total Casino Win		\$ 12,797,460		

GROSS REVENUE

5	Year-to-Date Table and Other Games and Poker Win	\$ 14,602,756
6	Year-to-Date Slot Machine Win	\$ 40,507,564
7	Year-to-Date Total Casino Win	\$ 55,110,320
8	Adjustments	\$ -
9	Year-To-Date Gross Revenue	\$ 55,110,320
10	Authorized Casino Square Footage - End of Month	79,009
11	Authorized Simulcasting Square Footage - End of Month	-
12	Simulcasting Revenue for the Month.....	\$ -
13	Simulcasting Handle for the Month.....	\$ -
14	Promotional Gaming Credits Wagered for the Month.....	\$ 1,816,503

Under penalties of perjury, I declare that I have examined this report, and to the best of my knowledge and belief, it is true and complete.

May 7, 2019

DATE



Jeff Bohrer

Director Operational Accounting 7488-11

TITLE (LICENSE NUMBER)

TROPICANA CASINO & RESORT

MONTHLY GROSS REVENUE REPORT

FOR THE MONTH OF APRIL, 2019

CASINO WIN - CURRENT MONTH

Line (a)	Type of Game (b)	Authorized Units (c)	Win or (Loss) (d)	Drop/Handle (e)	Win or (Loss) Percentage (f)
1	Table and Other Games	107	\$ 4,626,883	\$ 24,215,253	19.1%
2	Poker	18	\$ 174,526		
3	Slot Machines	2,319	\$ 19,222,092	\$ 191,685,048	10.0%
4	Total Casino Win		\$ 24,023,501		

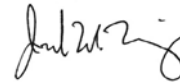
GROSS REVENUE

5	Year-to-Date Table and Other Games and Poker Win	\$ 19,208,484	
6	Year-to-Date Slot Machine Win	\$ 77,230,982	
7	Year-to-Date Total Casino Win		\$ 96,439,466
8	Adjustments		\$ -
9	Year-To-Date Gross Revenue		\$ 96,439,466
10	Authorized Casino Square Footage - End of Month	121,909	
11	Authorized Simulcasting Square Footage - End of Month	-	
12	Simulcasting Revenue for the Month.....	\$ -	
13	Simulcasting Handle for the Month.....	\$ -	
14	Promotional Gaming Credits Wagered for the Month.....	\$ 3,159,507	

Under penalties of perjury, I declare that I have examined this report, and to the best of my knowledge and belief, it is true and complete.

May 8, 2019

DATE



Joseph Uhing

Casino Controller 2835-11