

# BALLY'S PARK PLACE, LLC

## MONTHLY GROSS REVENUE REPORT

FOR THE MONTH OF MAY, 2019

### CASINO WIN - CURRENT MONTH

Line (a)	Type of Game (b)	Authorized Units (c)	Win or (Loss) (d)	Drop/Handle (e)	Win or (Loss) Percentage (f)
1	Table and Other Games	122	\$ 4,303,012	\$ 24,538,331	17.5%
2	Poker	42	\$ 179,889		
3	Slot Machines	1,773	\$ 11,154,789	\$ 118,816,203	9.4%
4	Total Casino Win		\$ 15,637,690		

### GROSS REVENUE

5	Year-to-Date Table and Other Games and Poker Win .....	\$ 20,875,696	
6	Year-to-Date Slot Machine Win .....	\$ 48,621,111	
7	Year-to-Date Total Casino Win .....		<b>\$ 69,496,807</b>
8	Adjustments .....		\$ -
9	Year-To-Date Gross Revenue .....		<b>\$ 69,496,807</b>
10	Authorized Casino Square Footage - End of Month .....	127,247	
11	Authorized Simulcasting Square Footage - End of Month .....	-	
12	Simulcasting Revenue for the Month.....	\$ -	
13	Simulcasting Handle for the Month.....	\$ -	
14	Promotional Gaming Credits Wagered for the Month.....	\$ 1,566,969	

Under penalties of perjury, I declare that I have examined this report, and to the best of my knowledge and belief, it is true and complete.

6/6/2019  
DATE



NIEL CAFONE

OPERATIONS CONTROLLER (1861-11)  
TITLE (LICENSE NUMBER)

# BORGATA HOTEL CASINO & SPA

## MONTHLY GROSS REVENUE REPORT

FOR THE MONTH OF MAY, 2019

### CASINO WIN - CURRENT MONTH

Line (a)	Type of Game (b)	Authorized Units (c)	Win or (Loss) (d)	Drop/Handle (e)	Win or (Loss) Percentage (f)
1	Table and Other Games	183	\$ 13,924,561	\$ 92,270,383	15.1%
2	Poker	77	\$ 1,210,456		
3	Slot Machines	2,825	\$ 40,101,051	\$ 474,488,882	8.5%
4	Total Casino Win		\$ 55,236,068		


### GROSS REVENUE

5	Year-to-Date Table and Other Games and Poker Win .....	\$ 80,371,939	
6	Year-to-Date Slot Machine Win .....	\$ 188,676,903	
7	Year-to-Date Total Casino Win .....		\$ 269,048,842
8	Adjustments .....		\$ -
9	Year-To-Date Gross Revenue .....		\$ 269,048,842
10	Authorized Casino Square Footage - End of Month .....	136,771	
11	Authorized Simulcasting Square Footage - End of Month .....	23,620	
12	Simulcasting Revenue for the Month.....	\$ 202,350	
13	Simulcasting Handle for the Month.....	\$ 2,696,520	
14	Promotional Gaming Credits Wagered for the Month.....	\$ 6,385,950	

Under penalties of perjury, I declare that I have examined this report, and to the best of my knowledge and belief, it is true and complete.

June 7, 2019

DATE



Betty J. Parker

Casino Controller 8038-11

TITLE (LICENSE NUMBER)

# CAESARS ATLANTIC CITY

## MONTHLY GROSS REVENUE REPORT

FOR THE MONTH OF MAY, 2019

### CASINO WIN - CURRENT MONTH

Line (a)	Type of Game (b)	Authorized Units (c)	Win or (Loss) (d)	Drop/Handle (e)	Win or (Loss) Percentage (f)
1	Table and Other Games	129	\$ 6,875,843	\$ 40,535,249	17.0%
2	Poker	0	\$ -		
3	Slot Machines	1,894	\$ 16,065,364	\$ 172,830,793	9.3%
4	Total Casino Win		\$ 22,941,207		

### GROSS REVENUE

5	Year-to-Date Table and Other Games and Poker Win .....	\$ 34,015,937
6	Year-to-Date Slot Machine Win .....	\$ 70,391,088
7	Year-to-Date Total Casino Win .....	<b>\$ 104,407,025</b>
8	Adjustments .....	\$ -
9	Year-To-Date Gross Revenue .....	<b>\$ 104,407,025</b>
10	Authorized Casino Square Footage - End of Month .....	115,924
11	Authorized Simulcasting Square Footage - End of Month .....	-
12	Simulcasting Revenue for the Month.....	\$ -
13	Simulcasting Handle for the Month.....	\$ -
14	Promotional Gaming Credits Wagered for the Month.....	\$ 2,267,639

Under penalties of perjury, I declare that I have examined this report, and to the best of my knowledge and belief, it is true and complete.

June 10, 2019

DATE



Angela Bianchini

OPERATIONS CONTROLLER(8454-11)  
TITLE (LICENSE NUMBER)

# GOLDEN NUGGET

## MONTHLY GROSS REVENUE REPORT

FOR THE MONTH OF MAY, 2019

### CASINO WIN - CURRENT MONTH

Line (a)	Type of Game (b)	Authorized Units (c)	Win or (Loss) (d)	Drop/Handle (e)	Win or (Loss) Percentage (f)
1	Table and Other Games	87	\$ 4,102,949	\$ 24,190,660	17.0%
2	Poker	9	\$ 83,826		
3	Slot Machines	1,455	\$ 12,950,901	\$ 136,508,789	9.5%
4	Total Casino Win		\$ 17,137,676		

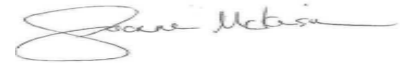
### GROSS REVENUE

5	Year-to-Date Table and Other Games and Poker Win .....	\$ 21,290,053	
6	Year-to-Date Slot Machine Win .....	\$ 59,475,356	
7	Year-to-Date Total Casino Win .....	<b>\$ 80,765,409</b>	
8	Adjustments .....	\$ -	
9	Year-To-Date Gross Revenue .....	<b>\$ 80,765,409</b>	
10	Authorized Casino Square Footage - End of Month .....	78,464	
11	Authorized Simulcasting Square Footage - End of Month .....	-	
12	Simulcasting Revenue for the Month.....	\$ -	
13	Simulcasting Handle for the Month.....	\$ -	
14	Promotional Gaming Credits Wagered for the Month.....	\$ 2,755,490	

Under penalties of perjury, I declare that I have examined this report, and to the best of my knowledge and belief, it is true and complete.

June 6, 2019

DATE



Joanne McKensie

Director of Finance/Controller 1231.11

# HARD ROCK ATLANTIC CITY

## MONTHLY GROSS REVENUE REPORT

FOR THE MONTH OF MAY, 2019

### CASINO WIN - CURRENT MONTH

Line (a)	Type of Game (b)	Authorized Units (c)	Win or (Loss) (d)	Drop/Handle (e)	Win or (Loss) Percentage (f)
1	Table and Other Games	147	\$ 10,354,880	\$ 55,724,514	18.6%
2	Poker	0	\$ -		
3	Slot Machines	2,104	\$ 18,271,722	\$ 188,327,539	9.7%
4	Total Casino Win		\$ 28,626,602		

### GROSS REVENUE

5	Year-to-Date Table and Other Games and Poker Win .....	\$ 34,373,797	
6	Year-to-Date Slot Machine Win .....	\$ 78,883,326	
7	Year-to-Date Total Casino Win .....	<b>\$ 113,257,123</b>	
8	Adjustments .....	\$ -	
9	Year-To-Date Gross Revenue .....	<b>\$ 113,257,123</b>	
10	Authorized Casino Square Footage - End of Month .....	121,089	
11	Authorized Simulcasting Square Footage - End of Month .....	-	
12	Simulcasting Revenue for the Month.....	\$ -	
13	Simulcasting Handle for the Month.....	\$ -	
14	Promotional Gaming Credits Wagered for the Month.....	\$ 3,187,287	

Under penalties of perjury, I declare that I have examined this report, and to the best of my knowledge and belief, it is true and complete.

June 8, 2019

DATE



FRANK POLLOCK

CASINO CONTROLLER 9869-11

TITLE (LICENSE NUMBER)

# HARRAH'S RESORT ATLANTIC CITY

## MONTHLY GROSS REVENUE REPORT

FOR THE MONTH OF MAY 2019

### CASINO WIN - CURRENT MONTH

Line (a)	Type of Game (b)	Authorized Units (c)	Win or (Loss) (d)	Drop/Handle (e)	Win or (Loss) Percentage (f)
1	Table and Other Games	133	\$ 4,764,321	\$ 28,415,747	16.8%
2	Poker	37	\$ 202,216		
3	Slot Machines	2,051	\$ 20,575,266	\$ 245,845,528	8.4%
4	Total Casino Win		\$ 25,541,803		


### GROSS REVENUE

5	Year-to-Date Table and Other Games and Poker Win .....	\$ 31,725,615	
6	Year-to-Date Slot Machine Win .....	\$ 93,075,518	
7	Year-to-Date Total Casino Win .....		<b>\$ 124,801,133</b>
8	Adjustments .....		<b>\$ -</b>
9	Year-To-Date Gross Revenue .....		<b>\$ 124,801,133</b>
10	Authorized Casino Square Footage - End of Month .....	156,284	
11	Authorized Simulcasting Square Footage - End of Month .....	-	
12	Simulcasting Revenue for the Month.....	\$ -	
13	Simulcasting Handle for the Month.....	\$ -	
14	Promotional Gaming Credits Wagered for the Month.....	\$ 2,661,775	

Under penalties of perjury, I declare that I have examined this report, and to the best of my knowledge and belief, it is true and complete.

June 6, 2019

DATE



ALICIA MAGEE

Operations Controller (008714-11)

TITLE (LICENSE NUMBER)

# OCEAN CASINO RESORT AC

## MONTHLY GROSS REVENUE REPORT

FOR THE MONTH OF MAY 2019

### CASINO WIN - CURRENT MONTH

Line (a)	Type of Game (b)	Authorized Units (c)	Win or (Loss) (d)	Drop/Handle (e)	Win or (Loss) Percentage (f)
1	Table and Other Games	105	\$ 2,664,590	\$ 42,878,548	6.2%
2	Poker	8	\$ 145,232		
3	Slot Machines	1,926	\$ 13,495,024	\$ 142,615,486	9.5%
4	Total Casino Win		\$ 16,304,846		

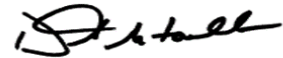
### GROSS REVENUE

5	Year-to-Date Table and Other Games and Poker Win .....	\$	23,899,439
6	Year-to-Date Slot Machine Win .....	\$	48,912,143
7	Year-to-Date Total Casino Win .....	\$	<b>72,811,582</b>
8	Adjustments .....	\$	-
9	Year-To-Date Gross Revenue .....	\$	<b>72,811,582</b>
10	Authorized Casino Square Footage - End of Month .....		132,185
11	Authorized Simulcasting Square Footage - End of Month .....		-
12	Simulcasting Revenue for the Month.....	\$	-
13	Simulcasting Handle for the Month.....	\$	-
14	Promotional Gaming Credits Wagered for the Month.....	\$	3,593,763

Under penalties of perjury, I declare that I have examined this report, and to the best of my knowledge and belief, it is true and complete.

June 7, 2019

DATE



Daniel McFadden

Casino Controller (7167-11)

Title (License #)

# RESORTS CASINO HOTEL (DGMB CASINO LLC)

## MONTHLY GROSS REVENUE REPORT

FOR THE MONTH OF MAY 2019

### CASINO WIN - CURRENT MONTH

Line (a)	Type of Game (b)	Authorized Units (c)	Win or (Loss) (d)	Drop/Handle (e)	Win or (Loss) Percentage (f)
1	Table and Other Games	70	\$ 4,893,218	\$ 27,027,827	18.1%
2	Poker	0	\$ -		
3	Slot Machines	1,406	\$ 11,280,207	\$ 123,388,032	9.1%
4	Total Casino Win		\$ 16,173,425		

### GROSS REVENUE

5	Year-to-Date Table and Other Games and Poker Win .....	\$ 19,495,974
6	Year-to-Date Slot Machine Win .....	\$ 51,787,771
7	Year-to-Date Total Casino Win .....	<b>\$ 71,283,745</b>
8	Adjustments .....	\$ -
9	Year-To-Date Gross Revenue .....	<b>\$ 71,283,745</b>
10	Authorized Casino Square Footage - End of Month .....	79,009
11	Authorized Simulcasting Square Footage - End of Month .....	-
12	Simulcasting Revenue for the Month.....	\$ -
13	Simulcasting Handle for the Month.....	\$ -
14	Promotional Gaming Credits Wagered for the Month.....	\$ 2,074,362

Under penalties of perjury, I declare that I have examined this report, and to the best of my knowledge and belief, it is true and complete.

June 7, 2019

DATE



Jeff Bohrer

Director Operational Accounting 7488-11

TITLE (LICENSE NUMBER)



# TROPICANA CASINO & RESORT

## MONTHLY GROSS REVENUE REPORT

FOR THE MONTH OF MAY, 2019

### CASINO WIN - CURRENT MONTH

Line (a)	Type of Game (b)	Authorized Units (c)	Win or (Loss) (d)	Drop/Handle (e)	Win or (Loss) Percentage (f)
1	Table and Other Games	107	\$ 3,829,003	\$ 29,120,536	13.1%
2	Poker	18	\$ 161,559		
3	Slot Machines	2,321	\$ 21,305,754	\$ 215,267,863	9.9%
4	Total Casino Win		\$ 25,296,316		

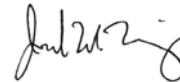
### GROSS REVENUE

5	Year-to-Date Table and Other Games and Poker Win .....	\$ 23,199,046
6	Year-to-Date Slot Machine Win .....	\$ 98,536,736
7	Year-to-Date Total Casino Win .....	<b>\$ 121,735,782</b>
8	Adjustments .....	\$ -
9	Year-To-Date Gross Revenue .....	<b>\$ 121,735,782</b>
10	Authorized Casino Square Footage - End of Month .....	121,909
11	Authorized Simulcasting Square Footage - End of Month .....	-
12	Simulcasting Revenue for the Month.....	\$ -
13	Simulcasting Handle for the Month.....	\$ -
14	Promotional Gaming Credits Wagered for the Month.....	\$ 3,890,380

Under penalties of perjury, I declare that I have examined this report, and to the best of my knowledge and belief, it is true and complete.

June 8, 2019

DATE



Joseph Uhing

Casino Controller 2835-11