

BALLY'S PARK PLACE, LLC

MONTHLY GROSS REVENUE REPORT

FOR THE MONTH OF JUNE, 2019

CASINO WIN - CURRENT MONTH

Line (a)	Type of Game (b)	Authorized Units (c)	Win or (Loss) (d)	Drop/Handle (e)	Win or (Loss) Percentage (f)
1	Table and Other Games	122	\$ 4,640,086	\$ 24,150,548	19.2%
2	Poker	42	\$ 184,569		
3	Slot Machines	1,778	\$ 11,235,085	\$ 117,869,905	9.5%
4	Total Casino Win		\$ 16,059,740		

GROSS REVENUE

5	Year-to-Date Table and Other Games and Poker Win	\$ 25,700,351	
6	Year-to-Date Slot Machine Win	\$ 59,856,196	
7	Year-to-Date Total Casino Win	\$ 85,556,547	
8	Adjustments	\$ -	
9	Year-To-Date Gross Revenue	\$ 85,556,547	
10	Authorized Casino Square Footage - End of Month	127,247	
11	Authorized Simulcasting Square Footage - End of Month	-	
12	Simulcasting Revenue for the Month.....	\$ -	
13	Simulcasting Handle for the Month.....	\$ -	
14	Promotional Gaming Credits Wagered for the Month.....	\$ 1,657,224	

Under penalties of perjury, I declare that I have examined this report, and to the best of my knowledge and belief, it is true and complete.

7/5/2019
DATE



NIEL CAFONE

OPERATIONS CONTROLLER (1861-11)
TITLE (LICENSE NUMBER)

BORGATA HOTEL CASINO & SPA

MONTHLY GROSS REVENUE REPORT

FOR THE MONTH OF JUNE, 2019

CASINO WIN - CURRENT MONTH

Line (a)	Type of Game (b)	Authorized Units (c)	Win or (Loss) (d)	Drop/Handle (e)	Win or (Loss) Percentage (f)
1	Table and Other Games	183	\$ 22,320,776	\$ 98,524,389	22.7%
2	Poker	77	\$ 1,068,803		
3	Slot Machines	2,839	\$ 41,458,888	\$ 478,734,467	8.7%
4	Total Casino Win		\$ 64,848,467		


GROSS REVENUE

5	Year-to-Date Table and Other Games and Poker Win	\$ 103,761,518
6	Year-to-Date Slot Machine Win	\$ 230,135,791
7	Year-to-Date Total Casino Win	\$ 333,897,309
8	Adjustments	\$ -
9	Year-To-Date Gross Revenue	\$ 333,897,309
10	Authorized Casino Square Footage - End of Month	136,771
11	Authorized Simulcasting Square Footage - End of Month	23,620
12	Simulcasting Revenue for the Month.....	\$ 183,494
13	Simulcasting Handle for the Month.....	\$ 2,281,865
14	Promotional Gaming Credits Wagered for the Month.....	\$ 6,499,517

Under penalties of perjury, I declare that I have examined this report, and to the best of my knowledge and belief, it is true and complete.

July 9, 2019

DATE



Betty J. Parker

Casino Controller 8038-11

TITLE (LICENSE NUMBER)

CAESARS ATLANTIC CITY

MONTHLY GROSS REVENUE REPORT

FOR THE MONTH OF JUNE, 2019

CASINO WIN - CURRENT MONTH

Line (a)	Type of Game (b)	Authorized Units (c)	Win or (Loss) (d)	Drop/Handle (e)	Win or (Loss) Percentage (f)
1	Table and Other Games	129	\$ 7,151,025	\$ 43,380,713	16.5%
2	Poker	0	\$ -		
3	Slot Machines	1,892	\$ 16,106,004	\$ 176,842,693	9.1%
4	Total Casino Win		\$ 23,257,029		

GROSS REVENUE

5	Year-to-Date Table and Other Games and Poker Win	\$ 41,166,962
6	Year-to-Date Slot Machine Win	\$ 86,497,092
7	Year-to-Date Total Casino Win	\$ 127,664,054
8	Adjustments	-
9	Year-To-Date Gross Revenue	\$ 127,664,054
10	Authorized Casino Square Footage - End of Month	115,924
11	Authorized Simulcasting Square Footage - End of Month	-
12	Simulcasting Revenue for the Month.....	\$ -
13	Simulcasting Handle for the Month.....	\$ -
14	Promotional Gaming Credits Wagered for the Month.....	\$ 2,284,161

Under penalties of perjury, I declare that I have examined this report, and to the best of my knowledge and belief, it is true and complete.

July 10, 2019

DATE



Angela Bianchini

OPERATIONS CONTROLLER(8454-11)
TITLE (LICENSE NUMBER)

GOLDEN NUGGET

MONTHLY GROSS REVENUE REPORT

FOR THE MONTH OF JUNE, 2019

CASINO WIN - CURRENT MONTH

Line (a)	Type of Game (b)	Authorized Units (c)	Win or (Loss) (d)	Drop/Handle (e)	Win or (Loss) Percentage (f)
1	Table and Other Games	87	\$ 2,782,433	\$ 24,473,158	11.4%
2	Poker	9	\$ 71,751		
3	Slot Machines	1,438	\$ 12,939,131	\$ 134,271,003	9.6%
4	Total Casino Win		\$ 15,793,315		


GROSS REVENUE

5	Year-to-Date Table and Other Games and Poker Win	\$ 24,144,237	
6	Year-to-Date Slot Machine Win	\$ 72,414,487	
7	Year-to-Date Total Casino Win	\$ 96,558,724	
8	Adjustments	\$ -	
9	Year-To-Date Gross Revenue	\$ 96,558,724	
10	Authorized Casino Square Footage - End of Month	78,464	
11	Authorized Simulcasting Square Footage - End of Month	-	
12	Simulcasting Revenue for the Month.....	\$ -	
13	Simulcasting Handle for the Month.....	\$ -	
14	Promotional Gaming Credits Wagered for the Month.....	\$ 2,753,858	

Under penalties of perjury, I declare that I have examined this report, and to the best of my knowledge and belief, it is true and complete.

July 8, 2019

DATE



Joanne McKensie

Director of Finance/Controller 1231.11

HARD ROCK ATLANTIC CITY

MONTHLY GROSS REVENUE REPORT

FOR THE MONTH OF JUNE, 2019

CASINO WIN - CURRENT MONTH

Line (a)	Type of Game (b)	Authorized Units (c)	Win or (Loss) (d)	Drop/Handle (e)	Win or (Loss) Percentage (f)
1	Table and Other Games	147	\$ 10,367,288	\$ 63,832,440	16.2%
2	Poker	0	\$ -		
3	Slot Machines	2,133	\$ 19,783,573	\$ 206,470,487	9.6%
4	Total Casino Win		\$ 30,150,861		

GROSS REVENUE

5	Year-to-Date Table and Other Games and Poker Win	\$ 44,741,085	
6	Year-to-Date Slot Machine Win	\$ 98,666,899	
7	Year-to-Date Total Casino Win	\$ 143,407,984	
8	Adjustments	\$ -	
9	Year-To-Date Gross Revenue	\$ 143,407,984	
10	Authorized Casino Square Footage - End of Month	122,771	
11	Authorized Simulcasting Square Footage - End of Month	-	
12	Simulcasting Revenue for the Month.....	\$ -	
13	Simulcasting Handle for the Month.....	\$ -	
14	Promotional Gaming Credits Wagered for the Month.....	\$ 3,741,104	

Under penalties of perjury, I declare that I have examined this report, and to the best of my knowledge and belief, it is true and complete.

July 9, 2019

DATE



FRANK POLLOCK

CASINO CONTROLLER 9869-11
TITLE (LICENSE NUMBER)

HARRAH'S RESORT ATLANTIC CITY

MONTHLY GROSS REVENUE REPORT

FOR THE MONTH OF JUNE 2019

CASINO WIN - CURRENT MONTH

Line (a)	Type of Game (b)	Authorized Units (c)	Win or (Loss) (d)	Drop/Handle (e)	Win or (Loss) Percentage (f)
1	Table and Other Games	133	\$ 4,588,705	\$ 29,834,808	15.4%
2	Poker	37	\$ 208,184		
3	Slot Machines	2,046	\$ 19,759,155	\$ 237,334,758	8.3%
4	Total Casino Win		\$ 24,556,044		

GROSS REVENUE

5	Year-to-Date Table and Other Games and Poker Win	\$ 36,522,504	
6	Year-to-Date Slot Machine Win	\$ 112,834,673	
7	Year-to-Date Total Casino Win		\$ 149,357,177
8	Adjustments		\$ -
9	Year-To-Date Gross Revenue		\$ 149,357,177
10	Authorized Casino Square Footage - End of Month	156,284	
11	Authorized Simulcasting Square Footage - End of Month	-	
12	Simulcasting Revenue for the Month.....	\$ -	
13	Simulcasting Handle for the Month.....	\$ -	
14	Promotional Gaming Credits Wagered for the Month.....	\$ 2,493,937	

Under penalties of perjury, I declare that I have examined this report, and to the best of my knowledge and belief, it is true and complete.

JULY 5, 2019

DATE



ALICIA MAGEE

Operations Controller (008714-11)

TITLE (LICENSE NUMBER)

OCEAN CASINO RESORT AC

MONTHLY GROSS REVENUE REPORT

FOR THE MONTH OF JUNE 2019

CASINO WIN - CURRENT MONTH

Line (a)	Type of Game (b)	Authorized Units (c)	Win or (Loss) (d)	Drop/Handle (e)	Win or (Loss) Percentage (f)
1	Table and Other Games	115	\$ 5,878,069	\$ 43,489,590	13.5%
2	Poker	8	\$ 136,653		
3	Slot Machines	1,881	\$ 14,144,131	\$ 146,099,270	9.7%
4	Total Casino Win		\$ 20,158,853		

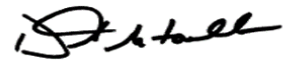
GROSS REVENUE

5	Year-to-Date Table and Other Games and Poker Win	\$ 29,914,161	
6	Year-to-Date Slot Machine Win	\$ 63,056,274	
7	Year-to-Date Total Casino Win		\$ 92,970,435
8	Adjustments		\$ -
9	Year-To-Date Gross Revenue		\$ 92,970,435
10	Authorized Casino Square Footage - End of Month	132,185	
11	Authorized Simulcasting Square Footage - End of Month	-	
12	Simulcasting Revenue for the Month.....	\$ -	
13	Simulcasting Handle for the Month.....	\$ -	
14	Promotional Gaming Credits Wagered for the Month.....	\$ 3,387,424	

Under penalties of perjury, I declare that I have examined this report, and to the best of my knowledge and belief, it is true and complete.

7/9/2019

DATE



Daniel McFadden

Casino Controller (7167-11)

Title (License #)

RESORTS CASINO HOTEL (DGMB CASINO LLC)

MONTHLY GROSS REVENUE REPORT

FOR THE MONTH OF JUNE 2019

CASINO WIN - CURRENT MONTH

Line (a)	Type of Game (b)	Authorized Units (c)	Win or (Loss) (d)	Drop/Handle (e)	Win or (Loss) Percentage (f)
1	Table and Other Games	74	\$ 3,021,489	\$ 25,347,239	11.9%
2	Poker	0	\$ -		
3	Slot Machines	1,429	\$ 12,489,670	\$ 138,131,431	9.0%
4	Total Casino Win		\$ 15,511,159		

GROSS REVENUE

5	Year-to-Date Table and Other Games and Poker Win	\$ 22,517,463
6	Year-to-Date Slot Machine Win	\$ 64,277,441
7	Year-to-Date Total Casino Win	\$ 86,794,904
8	Adjustments	\$ -
9	Year-To-Date Gross Revenue	\$ 86,794,904
10	Authorized Casino Square Footage - End of Month	79,009
11	Authorized Simulcasting Square Footage - End of Month	-
12	Simulcasting Revenue for the Month.....	\$ -
13	Simulcasting Handle for the Month.....	\$ -
14	Promotional Gaming Credits Wagered for the Month.....	\$ 2,724,625

Under penalties of perjury, I declare that I have examined this report, and to the best of my knowledge and belief, it is true and complete.

July 9, 2019

DATE



Jeff Bohrer

Director Operational Accounting 7488-11

TITLE (LICENSE NUMBER)

TROPICANA CASINO & RESORT

MONTHLY GROSS REVENUE REPORT

FOR THE MONTH OF JUNE, 2019

CASINO WIN - CURRENT MONTH

Line (a)	Type of Game (b)	Authorized Units (c)	Win or (Loss) (d)	Drop/Handle (e)	Win or (Loss) Percentage (f)
1	Table and Other Games	107	\$ 5,131,012	\$ 28,427,824	18.0%
2	Poker	18	\$ 165,465		
3	Slot Machines	2,320	\$ 20,373,072	\$ 208,804,627	9.8%
4	Total Casino Win		\$ 25,669,549		

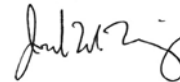
GROSS REVENUE

5	Year-to-Date Table and Other Games and Poker Win	\$ 28,495,523	
6	Year-to-Date Slot Machine Win	\$ 118,909,808	
7	Year-to-Date Total Casino Win	\$ 147,405,331	
8	Adjustments	\$ -	
9	Year-To-Date Gross Revenue	\$ 147,405,331	
10	Authorized Casino Square Footage - End of Month	121,909	
11	Authorized Simulcasting Square Footage - End of Month	-	
12	Simulcasting Revenue for the Month.....	\$ -	
13	Simulcasting Handle for the Month.....	\$ -	
14	Promotional Gaming Credits Wagered for the Month.....	\$ 3,672,085	

Under penalties of perjury, I declare that I have examined this report, and to the best of my knowledge and belief, it is true and complete.

July 9, 2019

DATE



Joseph Uhing

Casino Controller 2835-11