

BALLY'S PARK PLACE, LLC

MONTHLY GROSS REVENUE REPORT

FOR THE MONTH OF OCTOBER, 2019

CASINO WIN - CURRENT MONTH

Line (a)	Type of Game (b)	Authorized Units (c)	Win or (Loss) (d)	Drop/Handle (e)	Win or (Loss) Percentage (f)
1	Table and Other Games	122	\$ 3,799,907	\$ 22,067,547	17.2%
2	Poker	42	\$ 180,229		
3	Slot Machines	1,787	\$ 9,107,610	\$ 102,757,133	8.9%
4	Total Casino Win		\$ 13,087,746		

GROSS REVENUE

5	Year-to-Date Table and Other Games and Poker Win	\$ 43,313,737	
6	Year-to-Date Slot Machine Win	\$ 106,416,085	
7	Year-to-Date Total Casino Win	\$ 149,729,822	
8	Adjustments	\$ -	
9	Year-To-Date Gross Revenue	\$ 149,729,822	
10	Authorized Casino Square Footage - End of Month	127,247	
11	Authorized Simulcasting Square Footage - End of Month	-	
12	Simulcasting Revenue for the Month.....	\$ -	
13	Simulcasting Handle for the Month.....	\$ -	
14	Promotional Gaming Credits Wagered for the Month.....	\$ 1,695,146	

Under penalties of perjury, I declare that I have examined this report, and to the best of my knowledge and belief, it is true and complete.

11/7/2019

DATE



NIEL CAFONE

OPERATIONS CONTROLLER (1861-11)

TITLE (LICENSE NUMBER)

BORGATA HOTEL CASINO & SPA

MONTHLY GROSS REVENUE REPORT

FOR THE MONTH OF OCTOBER, 2019

CASINO WIN - CURRENT MONTH

Line (a)	Type of Game (b)	Authorized Units (c)	Win or (Loss) (d)	Drop/Handle (e)	Win or (Loss) Percentage (f)
1	Table and Other Games	187	\$ 14,709,145	\$ 83,161,399	17.7%
2	Poker	77	\$ 1,060,246		
3	Slot Machines	2,856	\$ 35,731,777	\$ 408,617,522	8.7%
4	Total Casino Win		\$ 51,501,168		


GROSS REVENUE

5	Year-to-Date Table and Other Games and Poker Win	\$ 190,421,777	
6	Year-to-Date Slot Machine Win	\$ 405,118,563	
7	Year-to-Date Total Casino Win		\$ 595,540,340
8	Adjustments		\$ 850
9	Year-To-Date Gross Revenue		\$ 595,541,190
10	Authorized Casino Square Footage - End of Month	136,771	
11	Authorized Simulcasting Square Footage - End of Month	23,620	
12	Simulcasting Revenue for the Month.....	\$ 167,176	
13	Simulcasting Handle for the Month.....	\$ 1,946,338	
14	Promotional Gaming Credits Wagered for the Month.....	\$ 5,884,869	

Under penalties of perjury, I declare that I have examined this report, and to the best of my knowledge and belief, it is true and complete.

November 8, 2019

DATE



Betty J. Parker

Casino Controller 8038-11

TITLE (LICENSE NUMBER)

CAESARS ATLANTIC CITY

MONTHLY GROSS REVENUE REPORT

FOR THE MONTH OF OCTOBER, 2019

CASINO WIN - CURRENT MONTH

Line (a)	Type of Game (b)	Authorized Units (c)	Win or (Loss) (d)	Drop/Handle (e)	Win or (Loss) Percentage (f)
1	Table and Other Games	129	\$ 7,097,502	\$ 36,949,272	19.2%
2	Poker	0	\$ -		
3	Slot Machines	1,892	\$ 14,689,045	\$ 156,714,562	9.4%
4	Total Casino Win		\$ 21,786,547		

GROSS REVENUE

5	Year-to-Date Table and Other Games and Poker Win	\$ 68,676,576
6	Year-to-Date Slot Machine Win	\$ 155,919,322
7	Year-to-Date Total Casino Win	\$ 224,595,898
8	Adjustments	\$ -
9	Year-To-Date Gross Revenue	\$ 224,595,898

10	Authorized Casino Square Footage - End of Month	115,924
11	Authorized Simulcasting Square Footage - End of Month	-
12	Simulcasting Revenue for the Month.....	\$ -
13	Simulcasting Handle for the Month.....	\$ -
14	Promotional Gaming Credits Wagered for the Month.....	\$ 2,207,361

Under penalties of perjury, I declare that I have examined this report, and to the best of my knowledge and belief, it is true and complete.

November 12, 2019

DATE



Angela Bianchini

OPERATIONS CONTROLLER(8454-11)

TITLE (LICENSE NUMBER)

GOLDEN NUGGET

MONTHLY GROSS REVENUE REPORT

FOR THE MONTH OF OCTOBER, 2019

CASINO WIN - CURRENT MONTH

Line (a)	Type of Game (b)	Authorized Units (c)	Win or (Loss) (d)	Drop/Handle (e)	Win or (Loss) Percentage (f)
1	Table and Other Games	80	\$ 3,311,223	\$ 20,327,437	16.3%
2	Poker	9	\$ 84,387		
3	Slot Machines	1,435	\$ 11,356,285	\$ 127,227,800	8.9%
4	Total Casino Win		\$ 14,751,895		


GROSS REVENUE

5	Year-to-Date Table and Other Games and Poker Win	\$ 42,566,309
6	Year-to-Date Slot Machine Win	\$ 125,061,220
7	Year-to-Date Total Casino Win	\$ 167,627,529
8	Adjustments	\$ -
9	Year-To-Date Gross Revenue	\$ 167,627,529
10	Authorized Casino Square Footage - End of Month	78,464
11	Authorized Simulcasting Square Footage - End of Month	-
12	Simulcasting Revenue for the Month.....	\$ -
13	Simulcasting Handle for the Month.....	\$ -
14	Promotional Gaming Credits Wagered for the Month.....	\$ 2,731,619

Under penalties of perjury, I declare that I have examined this report, and to the best of my knowledge and belief, it is true and complete.

November 7, 2019

DATE



Joanne McKensie

Director of Finance/Controller 1231.11

HARD ROCK ATLANTIC CITY

MONTHLY GROSS REVENUE REPORT

FOR THE MONTH OF OCTOBER, 2019

CASINO WIN - CURRENT MONTH

Line (a)	Type of Game (b)	Authorized Units (c)	Win or (Loss) (d)	Drop/Handle (e)	Win or (Loss) Percentage (f)
1	Table and Other Games	142	\$ 7,849,617	\$ 50,159,524	15.6%
2	Poker	0	\$ -		
3	Slot Machines	2,133	\$ 16,619,183	\$ 185,742,132	8.9%
4	Total Casino Win		\$ 24,468,800		

GROSS REVENUE

5	Year-to-Date Table and Other Games and Poker Win	\$ 92,325,832	
6	Year-to-Date Slot Machine Win	\$ 182,300,486	
7	Year-to-Date Total Casino Win	\$ 274,626,318	
8	Adjustments	\$ -	
9	Year-To-Date Gross Revenue	\$ 274,626,318	
10	Authorized Casino Square Footage - End of Month	122,771	
11	Authorized Simulcasting Square Footage - End of Month	-	
12	Simulcasting Revenue for the Month.....	\$ -	
13	Simulcasting Handle for the Month.....	\$ -	
14	Promotional Gaming Credits Wagered for the Month.....	\$ 3,973,826	

Under penalties of perjury, I declare that I have examined this report, and to the best of my knowledge and belief, it is true and complete.

November 8, 2019

DATE



FRANK POLLOCK

CASINO CONTROLLER 9869-11

TITLE (LICENSE NUMBER)

HARRAH'S RESORT ATLANTIC CITY

MONTHLY GROSS REVENUE REPORT

FOR THE MONTH OF OCTOBER, 2019

CASINO WIN - CURRENT MONTH

Line (a)	Type of Game (b)	Authorized Units (c)	Win or (Loss) (d)	Drop/Handle (e)	Win or (Loss) Percentage (f)
1	Table and Other Games	133	\$ 4,507,262	\$ 25,463,511	17.7%
2	Poker	37	\$ 205,921		
3	Slot Machines	2,049	\$ 19,372,672	\$ 226,922,282	8.5%
4	Total Casino Win		\$ 24,085,855		

GROSS REVENUE

5	Year-to-Date Table and Other Games and Poker Win	\$ 62,552,052	
6	Year-to-Date Slot Machine Win	\$ 198,262,297	
7	Year-to-Date Total Casino Win	\$ 260,814,349	
8	Adjustments	\$ 480	
9	Year-To-Date Gross Revenue	\$ 260,814,829	
10	Authorized Casino Square Footage - End of Month	156,284	
11	Authorized Simulcasting Square Footage - End of Month	-	
12	Simulcasting Revenue for the Month.....	\$ -	
13	Simulcasting Handle for the Month.....	\$ -	
14	Promotional Gaming Credits Wagered for the Month.....	\$ 2,602,665	

Under penalties of perjury, I declare that I have examined this report, and to the best of my knowledge and belief, it is true and complete.

November 6, 2019

DATE



Alicia Magee

Operations Controller (008714-11)

TITLE (LICENSE NUMBER)

OCEAN CASINO RESORT AC

MONTHLY GROSS REVENUE REPORT

FOR THE MONTH OF OCTOBER 2019

CASINO WIN - CURRENT MONTH

Line (a)	Type of Game (b)	Authorized Units (c)	Win or (Loss) (d)	Drop/Handle (e)	Win or (Loss) Percentage (f)
1	Table and Other Games	115	\$ 5,116,397	\$ 34,125,328	15.0%
2	Poker	8	\$ 65,276		
3	Slot Machines	1,876	\$ 13,245,998	\$ 131,740,322	10.1%
4	Total Casino Win		\$ 18,427,671		

GROSS REVENUE

5	Year-to-Date Table and Other Games and Poker Win	\$	51,809,732
6	Year-to-Date Slot Machine Win	\$	123,503,051
7	Year-to-Date Total Casino Win	\$	175,312,783
8	Adjustments	\$	14,400
9	Year-To-Date Gross Revenue	\$	175,327,183
10	Authorized Casino Square Footage - End of Month		132,185
11	Authorized Simulcasting Square Footage - End of Month		-
12	Simulcasting Revenue for the Month.....	\$	-
13	Simulcasting Handle for the Month.....	\$	-
14	Promotional Gaming Credits Wagered for the Month.....	\$	3,147,508

Under penalties of perjury, I declare that I have examined this report, and to the best of my knowledge and belief, it is true and complete.

11/8/2019

DATE



Daniel McFadden

Casino Controller (7167-11)

Title (License #)

RESORTS CASINO HOTEL (DGMB CASINO LLC)

MONTHLY GROSS REVENUE REPORT

FOR THE MONTH OF OCTOBER 2019

CASINO WIN - CURRENT MONTH

Line (a)	Type of Game (b)	Authorized Units (c)	Win or (Loss) (d)	Drop/Handle (e)	Win or (Loss) Percentage (f)
1	Table and Other Games	74	\$ 2,257,149	\$ 19,884,339	11.4%
2	Poker	0	\$ -		
3	Slot Machines	1,439	\$ 9,859,813	\$ 105,740,493	9.3%
4	Total Casino Win		\$ 12,116,962		

GROSS REVENUE

5	Year-to-Date Table and Other Games and Poker Win	\$ 36,201,857
6	Year-to-Date Slot Machine Win	\$ 113,926,810
7	Year-to-Date Total Casino Win	\$ 150,128,667
8	Adjustments	\$ -
9	Year-To-Date Gross Revenue	\$ 150,128,667
10	Authorized Casino Square Footage - End of Month	79,009
11	Authorized Simulcasting Square Footage - End of Month	-
12	Simulcasting Revenue for the Month.....	\$ -
13	Simulcasting Handle for the Month.....	\$ -
14	Promotional Gaming Credits Wagered for the Month.....	\$ 2,007,178

Under penalties of perjury, I declare that I have examined this report, and to the best of my knowledge and belief, it is true and complete.

November 11, 2019

DATE



Angela Tarnacki

Director Operational Accounting 010256-11

TITLE (LICENSE NUMBER)

TROPICANA CASINO & RESORT

MONTHLY GROSS REVENUE REPORT

FOR THE MONTH OF OCTOBER, 2019

CASINO WIN - CURRENT MONTH

Line (a)	Type of Game (b)	Authorized Units (c)	Win or (Loss) (d)	Drop/Handle (e)	Win or (Loss) Percentage (f)
1	Table and Other Games	107	\$ 4,377,139	\$ 26,014,309	16.8%
2	Poker	18	\$ 152,876		
3	Slot Machines	2,322	\$ 17,501,139	\$ 184,215,434	9.5%
4	Total Casino Win		\$ 22,031,154		

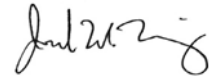
GROSS REVENUE

5	Year-to-Date Table and Other Games and Poker Win	\$ 51,189,407
6	Year-to-Date Slot Machine Win	\$ 204,478,341
7	Year-to-Date Total Casino Win	\$ 255,667,748
8	Adjustments	\$ -
9	Year-To-Date Gross Revenue	\$ 255,667,748
10	Authorized Casino Square Footage - End of Month	121,909
11	Authorized Simulcasting Square Footage - End of Month	-
12	Simulcasting Revenue for the Month.....	\$ -
13	Simulcasting Handle for the Month.....	\$ -
14	Promotional Gaming Credits Wagered for the Month.....	\$ 3,187,970

Under penalties of perjury, I declare that I have examined this report, and to the best of my knowledge and belief, it is true and complete.

November 7, 2019

DATE



Joseph Uhing

Casino Controller 2835-11