

BALLY'S PARK PLACE, LLC

MONTHLY GROSS REVENUE REPORT

FOR THE MONTH OF NOVEMBER, 2019

CASINO WIN - CURRENT MONTH

Line (a)	Type of Game (b)	Authorized Units (c)	Win or (Loss) (d)	Drop/Handle (e)	Win or (Loss) Percentage (f)
1	Table and Other Games	122	\$ 3,441,617	\$ 23,412,422	14.7%
2	Poker	42	\$ 183,255		
3	Slot Machines	1,787	\$ 9,780,559	\$ 100,783,217	9.7%
4	Total Casino Win		\$ 13,405,431		

GROSS REVENUE

5	Year-to-Date Table and Other Games and Poker Win	\$ 46,938,609	
6	Year-to-Date Slot Machine Win	\$ 116,196,644	
7	Year-to-Date Total Casino Win		\$ 163,135,253
8	Adjustments		\$ -
9	Year-To-Date Gross Revenue		\$ 163,135,253
10	Authorized Casino Square Footage - End of Month	127,247	
11	Authorized Simulcasting Square Footage - End of Month	-	
12	Simulcasting Revenue for the Month.....	\$ -	
13	Simulcasting Handle for the Month.....	\$ -	
14	Promotional Gaming Credits Wagered for the Month.....	\$ 1,765,800	

Under penalties of perjury, I declare that I have examined this report, and to the best of my knowledge and belief, it is true and complete.

12/6/2019

DATE



NIEL CAFONE

OPERATIONS CONTROLLER (1861-11)

TITLE (LICENSE NUMBER)

BORGATA HOTEL CASINO & SPA

MONTHLY GROSS REVENUE REPORT

FOR THE MONTH OF November, 2019

CASINO WIN - CURRENT MONTH

Line (a)	Type of Game (b)	Authorized Units (c)	Win or (Loss) (d)	Drop/Handle (e)	Win or (Loss) Percentage (f)
1	Table and Other Games	187	\$ 16,744,564	\$ 100,156,468	16.7%
2	Poker	77	\$ 1,631,575		
3	Slot Machines	2,856	\$ 40,669,801	\$ 459,083,035	8.9%
4	Total Casino Win		\$ 59,045,940		


GROSS REVENUE

5	Year-to-Date Table and Other Games and Poker Win	\$ 208,797,916	
6	Year-to-Date Slot Machine Win	\$ 445,788,364	
7	Year-to-Date Total Casino Win		\$ 654,586,280
8	Adjustments		\$ 850
9	Year-To-Date Gross Revenue		\$ 654,587,130
10	Authorized Casino Square Footage - End of Month	136,771	
11	Authorized Simulcasting Square Footage - End of Month	23,620	
12	Simulcasting Revenue for the Month.....	\$ 172,076	
13	Simulcasting Handle for the Month.....	\$ 2,230,918	
14	Promotional Gaming Credits Wagered for the Month.....	\$ 6,885,086	

Under penalties of perjury, I declare that I have examined this report, and to the best of my knowledge and belief, it is true and complete

December 9, 2019

 DATE



 Betty J. Parker
 Casino Controller 8038-11

 TITLE (LICENSE NUMBER)

CAESARS ATLANTIC CITY MONTHLY GROSS REVENUE REPORT FOR THE MONTH OF NOVEMBER, 2019

CASINO WIN - CURRENT MONTH

Line (a)	Type of Game (b)	Authorized Units (c)	Win or (Loss) (d)	Drop/Handle (e)	Win or (Loss) Percentage (f)
1	Table and Other Games	128	\$ 13,785,260	\$ 49,061,382	28.1%
2	Poker	0	\$ -		
3	Slot Machines	1,892	\$ 14,530,482	\$ 162,097,049	9.0%
4	Total Casino Win		\$ 28,315,742		

GROSS REVENUE

5	Year-to-Date Table and Other Games and Poker Win	\$ 82,461,836	
6	Year-to-Date Slot Machine Win	\$ 170,449,804	
7	Year-to-Date Total Casino Win		\$ 252,911,640
8	Adjustments		\$ -
9	Year-To-Date Gross Revenue		\$ 252,911,640
10	Authorized Casino Square Footage - End of Month	115,924	
11	Authorized Simulcasting Square Footage - End of Month	-	
12	Simulcasting Revenue for the Month.....	\$ -	
13	Simulcasting Handle for the Month.....	\$ -	
14	Promotional Gaming Credits Wagered for the Month.....	\$ 2,613,721	

Under penalties of perjury, I declare that I have examined this report, and to the best of my knowledge and belief, it is true and complete.

December 07, 2019

DATE



Angela Bianchini

OPERATIONS CONTROLLER(8454-11)

TITLE (LICENSE NUMBER)

GOLDEN NUGGET

MONTHLY GROSS REVENUE REPORT

FOR THE MONTH OF NOVEMBER, 2019

CASINO WIN - CURRENT MONTH

Line (a)	Type of Game (b)	Authorized Units (c)	Win or (Loss) (d)	Drop/Handle (e)	Win or (Loss) Percentage (f)
1	Table and Other Games	70	\$ 5,237,258	\$ 21,224,673	24.7%
2	Poker	9	\$ 92,647		
3	Slot Machines	1,435	\$ 11,728,116	\$ 127,036,569	9.2%
4	Total Casino Win		\$ 17,058,021		

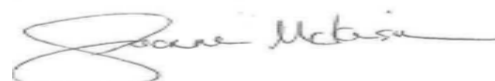
GROSS REVENUE

5	Year-to-Date Table and Other Games and Poker Win	\$ 47,896,214
6	Year-to-Date Slot Machine Win	\$ 136,789,336
7	Year-to-Date Total Casino Win	\$ 184,685,550
8	Adjustments	\$ -
9	Year-To-Date Gross Revenue	\$ 184,685,550
10	Authorized Casino Square Footage - End of Month	78,464
11	Authorized Simulcasting Square Footage - End of Month	-
12	Simulcasting Revenue for the Month.....	\$ -
13	Simulcasting Handle for the Month.....	\$ -
14	Promotional Gaming Credits Wagered for the Month.....	\$ 2,622,775

Under penalties of perjury, I declare that I have examined this report, and to the best of my knowledge and belief, it is true and complete

December 6, 2019

DATE



Joanne McKensie

Director of Finance/Controller 1231.11

HARD ROCK ATLANTIC CITY MONTHLY GROSS REVENUE REPORT FOR THE MONTH OF NOVEMBER, 2019

CASINO WIN - CURRENT MONTH

Line (a)	Type of Game (b)	Authorized Units (c)	Win or (Loss) (d)	Drop/Handle (e)	Win or (Loss) Percentage (f)
1	Table and Other Games	145	\$ 7,155,391	\$ 60,025,685	11.9%
2	Poker	0	\$ -		
3	Slot Machines	2,133	\$ 16,338,090	\$ 175,364,228	9.3%
4	Total Casino Win		\$ 23,493,481		


GROSS REVENUE

5	Year-to-Date Table and Other Games and Poker Win	\$ 99,481,223	
6	Year-to-Date Slot Machine Win	\$ 198,638,576	
7	Year-to-Date Total Casino Win	\$ 298,119,799	
8	Adjustments	\$ -	
9	Year-To-Date Gross Revenue	\$ 298,119,799	
10	Authorized Casino Square Footage - End of Month	122,771	
11	Authorized Simulcasting Square Footage - End of Month	-	
12	Simulcasting Revenue for the Month.....	\$ -	
13	Simulcasting Handle for the Month.....	\$ -	
14	Promotional Gaming Credits Wagered for the Month.....	\$ 3,023,258	

Under penalties of perjury, I declare that I have examined this report, and to the best of my knowledge and belief, it is true and complete

December 6, 2019

DATE



FRANK POLLOCK

CASINO CONTROLLER 9869-11
TITLE (LICENSE NUMBER)

HARRAH'S RESORT ATLANTIC CITY MONTHLY GROSS REVENUE REPORT FOR THE MONTH OF NOVEMBER, 2019

CASINO WIN - CURRENT MONTH

Line (a)	Type of Game (b)	Authorized Units (c)	Win or (Loss) (d)	Drop/Handle (e)	Win or (Loss) Percentage (f)
1	Table and Other Games	133	\$ 5,555,330	\$ 32,850,767	16.9%
2	Poker	39	\$ 222,323		
3	Slot Machines	2,049	\$ 19,794,846	\$ 237,300,010	8.3%
4	Total Casino Win		\$ 25,572,499		

GROSS REVENUE

5	Year-to-Date Table and Other Games and Poker Win	\$ 68,329,705	
6	Year-to-Date Slot Machine Win	\$ 218,057,143	
7	Year-to-Date Total Casino Win	\$ 286,386,848	
8	Adjustments	\$ 480	
9	Year-To-Date Gross Revenue	\$ 286,387,328	
10	Authorized Casino Square Footage - End of Month	156,284	
11	Authorized Simulcasting Square Footage - End of Month	-	
12	Simulcasting Revenue for the Month.....	\$ -	
13	Simulcasting Handle for the Month.....	\$ -	
14	Promotional Gaming Credits Wagered for the Month.....	\$ 3,196,382	

Under penalties of perjury, I declare that I have examined this report, and to the best of my knowledge and belief, it is true and complete

December 6, 2019

DATE

Alicia Magee

Alicia Magee

Operations Controller (008714-11)

TITLE (LICENSE NUMBER)

OCEAN CASINO RESORT AC

MONTHLY GROSS REVENUE REPORT

FOR THE MONTH OF NOVEMBER 2019

CASINO WIN - CURRENT MONTH

Line (a)	Type of Game (b)	Authorized Units (c)	Win or (Loss) (d)	Drop/Handle (e)	Win or (Loss) Percentage (f)
1	Table and Other Games	115	\$ 4,965,900	\$ 38,572,313	12.9%
2	Poker	8	\$ 82,686		
3	Slot Machines	1,875	\$ 14,459,903	\$ 144,534,679	10.0%
4	Total Casino Win		\$ 19,508,489		


GROSS REVENUE

5	Year-to-Date Table and Other Games and Poker Win	\$ 56,858,318
6	Year-to-Date Slot Machine Win	\$ 137,962,954
7	Year-to-Date Total Casino Win	\$ 194,821,272
8	Adjustments	\$ 14,400
9	Year-To-Date Gross Revenue	\$ 194,835,672
10	Authorized Casino Square Footage - End of Month	132,185
11	Authorized Simulcasting Square Footage - End of Month	-
12	Simulcasting Revenue for the Month.....	\$ -
13	Simulcasting Handle for the Month.....	\$ -
14	Promotional Gaming Credits Wagered for the Month.....	\$ 3,564,083

Under penalties of perjury, I declare that I have examined this report, and to the best of my knowledge and belief, it is true and complete

12/9/2019

DATE



Daniel McFadden

Casino Controller (7167-11)

Title (License #)

RESORTS CASINO HOTEL (DGMB CASINO LLC)

MONTHLY GROSS REVENUE REPORT

FOR THE MONTH OF NOVEMBER 2019

CASINO WIN - CURRENT MONTH

Line (a)	Type of Game (b)	Authorized Units (c)	Win or (Loss) (d)	Drop/Handle (e)	Win or (Loss) Percentage (f)
1	Table and Other Games	74	\$ 3,328,916	\$ 23,333,579	14.3%
2	Poker	0	\$ -		
3	Slot Machines	1,439	\$ 10,566,342	\$ 113,663,069	9.3%
4	Total Casino Win		\$ 13,895,258		

GROSS REVENUE

5	Year-to-Date Table and Other Games and Poker Win	\$ 39,530,773
6	Year-to-Date Slot Machine Win	\$ 124,493,152
7	Year-to-Date Total Casino Win	\$ 164,023,925
8	Adjustments	\$ -
9	Year-To-Date Gross Revenue	\$ 164,023,925
10	Authorized Casino Square Footage - End of Month	79,009
11	Authorized Simulcasting Square Footage - End of Month	-
12	Simulcasting Revenue for the Month.....	\$ -
13	Simulcasting Handle for the Month.....	\$ -
14	Promotional Gaming Credits Wagered for the Month.....	\$ 2,282,535

Under penalties of perjury, I declare that I have examined this report, and to the best of my knowledge and belief, it is true and complete

December 9, 2019

 DATE



 Angela Tarnacki

Director Operational Accounting 010256-11

 TITLE (LICENSE NUMBER)

TROPICANA CASINO & RESORT MONTHLY GROSS REVENUE REPORT FOR THE MONTH OF NOVEMBER, 2019

CASINO WIN - CURRENT MONTH

Line (a)	Type of Game (b)	Authorized Units (c)	Win or (Loss) (d)	Drop/Handle (e)	Win or (Loss) Percentage (f)
1	Table and Other Games	107	\$ 4,531,234	\$ 33,854,687	13.4%
2	Poker	18	\$ 159,957		
3	Slot Machines	2,327	\$ 18,957,670	\$ 193,658,191	9.8%
4	Total Casino Win		\$ 23,648,861		

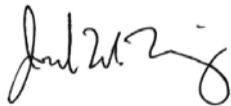
GROSS REVENUE

5	Year-to-Date Table and Other Games and Poker Win	\$ 55,880,598	
6	Year-to-Date Slot Machine Win	\$ 223,436,011	
7	Year-to-Date Total Casino Win	\$ 279,316,609	
8	Adjustments	\$ -	
9	Year-To-Date Gross Revenue	\$ 279,316,609	
10	Authorized Casino Square Footage - End of Month	121,909	
11	Authorized Simulcasting Square Footage - End of Month	-	
12	Simulcasting Revenue for the Month.....	\$ -	
13	Simulcasting Handle for the Month.....	\$ -	
14	Promotional Gaming Credits Wagered for the Month.....	\$ 3,091,819	

Under penalties of perjury, I declare that I have examined this report, and to the best of my knowledge and belief, it is true and complete.

December 8, 2019

DATE



Joseph Uhing

Casino Controller 2835-11