

BALLY'S PARK PLACE, LLC

MONTHLY GROSS REVENUE REPORT

FOR THE MONTH OF FEBRUARY, 2020

CASINO WIN - CURRENT MONTH

Line (a)	Type of Game (b)	Authorized Units (c)	Win or (Loss) (d)	Drop/Handle (e)	Win or (Loss) Percentage (f)
1	Table and Other Games	122	\$ 2,804,906	\$ 24,584,988	11.4%
2	Poker	42	\$ 164,208		
3	Slot Machines	1,760	\$ 9,063,726	\$ 99,207,566	9.1%
4	Total Casino Win		\$ 12,032,840		

GROSS REVENUE

5	Year-to-Date Table and Other Games and Poker Win	\$ 5,809,405	
6	Year-to-Date Slot Machine Win	\$ 16,942,908	
7	Year-to-Date Total Casino Win		\$ 22,752,313
8	Adjustments		\$ -
9	Year-To-Date Gross Revenue		\$ 22,752,313
10	Authorized Casino Square Footage - End of Month	127,247	
11	Authorized Simulcasting Square Footage - End of Month	-	
12	Simulcasting Revenue for the Month.....	\$ -	
13	Simulcasting Handle for the Month.....	\$ -	
14	Promotional Gaming Credits Wagered for the Month.....	\$ 1,472,143	

Under penalties of perjury, I declare that I have examined this report, and to the best of my knowledge and belief, it is true and complete.

3/5/2020

DATE



NIEL CAFONE

OPERATIONS CONTROLLER (1861-11)

TITLE (LICENSE NUMBER)

BORGATA HOTEL CASINO & SPA
MONTHLY GROSS REVENUE REPORT
 FOR THE MONTH OF February, 2020

CASINO WIN - CURRENT MONTH

Line (a)	Type of Game (b)	Authorized Units (c)	Win or (Loss) (d)	Drop/Handle (e)	Win or (Loss) Percentage (f)
1	Table and Other Games	189	\$ 17,749,964	\$ 86,703,083	20.5%
2	Poker	77	\$ 1,146,307		
3	Slot Machines	2,864	\$ 38,667,583	\$ 437,456,489	8.8%
4	Total Casino Win		\$ 57,563,854		

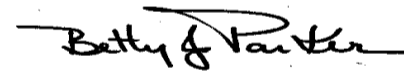
GROSS REVENUE

5	Year-to-Date Table and Other Games and Poker Win	\$ 35,513,432	
6	Year-to-Date Slot Machine Win	\$ 76,734,243	
7	Year-to-Date Total Casino Win		\$ 112,247,675
8	Adjustments		\$ -
9	Year-To-Date Gross Revenue		\$ 112,247,675
10	Authorized Casino Square Footage - End of Month	136,771	
11	Authorized Simulcasting Square Footage - End of Month	23,620	
12	Simulcasting Revenue for the Month.....	\$ 171,154	
13	Simulcasting Handle for the Month.....	\$ 2,144,969	
14	Promotional Gaming Credits Wagered for the Month.....	\$ 6,051,421	

Under penalties of perjury, I declare that I have examined this report, and to the best of my knowledge and belief, it is true and complete.

March 9, 2020

DATE



Betty J. Parker

Casino Controller 8038-11

TITLE (LICENSE NUMBER)

CAESARS ATLANTIC CITY

MONTHLY GROSS REVENUE REPORT

FOR THE MONTH OF FEBRUARY, 2020

CASINO WIN - CURRENT MONTH

Line (a)	Type of Game (b)	Authorized Units (c)	Win or (Loss) (d)	Drop/Handle (e)	Win or (Loss) Percentage (f)
1	Table and Other Games	128	\$ 5,984,332	\$ 43,657,686	13.7%
2	Poker	0	\$ -		
3	Slot Machines	1,888	\$ 14,845,808	\$ 161,097,488	9.2%
4	Total Casino Win		\$ 20,830,140		

GROSS REVENUE

5	Year-to-Date Table and Other Games and Poker Win	\$ 10,485,144
6	Year-to-Date Slot Machine Win	\$ 27,371,362
7	Year-to-Date Total Casino Win	\$ 37,856,506
8	Adjustments	\$ -
9	Year-To-Date Gross Revenue	\$ 37,856,506
10	Authorized Casino Square Footage - End of Month	115,924
11	Authorized Simulcasting Square Footage - End of Month	-
12	Simulcasting Revenue for the Month.....	\$ -
13	Simulcasting Handle for the Month.....	\$ -
14	Promotional Gaming Credits Wagered for the Month.....	\$ 2,512,526

Under penalties of perjury, I declare that I have examined this report, and to the best of my knowledge and belief, it is true and complete.

March 7, 2020

DATE



Angela Bianchini

OPERATIONS CONTROLLER(8454-11)

TITLE (LICENSE NUMBER)

GOLDEN NUGGET

MONTHLY GROSS REVENUE REPORT

FOR THE MONTH OF FEBRUARY, 2020

CASINO WIN - CURRENT MONTH

Line (a)	Type of Game (b)	Authorized Units (c)	Win or (Loss) (d)	Drop/Handle (e)	Win or (Loss) Percentage (f)
1	Table and Other Games	70	\$ 4,182,677	\$ 21,890,641	19.1%
2	Poker	9	\$ 92,081		
3	Slot Machines	1,414	\$ 11,845,025	\$ 121,637,330	9.7%
4	Total Casino Win		\$ 16,119,783		

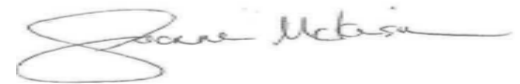
GROSS REVENUE

5	Year-to-Date Table and Other Games and Poker Win	\$ 7,980,708	
6	Year-to-Date Slot Machine Win	\$ 23,144,048	
7	Year-to-Date Total Casino Win		\$ 31,124,756
8	Adjustments		\$ -
9	Year-To-Date Gross Revenue		\$ 31,124,756
10	Authorized Casino Square Footage - End of Month	78,464	
11	Authorized Simulcasting Square Footage - End of Month	-	
12	Simulcasting Revenue for the Month.....	\$ -	
13	Simulcasting Handle for the Month.....	\$ -	
14	Promotional Gaming Credits Wagered for the Month.....	\$ 2,228,304	

Under penalties of perjury, I declare that I have examined this report, and to the best of my knowledge and belief, it is true and complete

March 6, 2020

DATE



Joanne McKensie

Director of Finance/Controller 1231.11

HARD ROCK ATLANTIC CITY

MONTHLY GROSS REVENUE REPORT

FOR THE MONTH OF FEBRUARY, 2020

CASINO WIN - CURRENT MONTH

Line (a)	Type of Game (b)	Authorized Units (c)	Win or (Loss) (d)	Drop/Handle (e)	Win or (Loss) Percentage (f)
1	Table and Other Games	154	\$ 7,051,071	\$ 57,860,566	12.2%
2	Poker	0	\$ -		
3	Slot Machines	2,154	\$ 16,943,643	\$ 177,225,328	9.6%
4	Total Casino Win		\$ 23,994,714		

GROSS REVENUE

5	Year-to-Date Table and Other Games and Poker Win	\$ 14,281,494	
6	Year-to-Date Slot Machine Win	\$ 31,204,744	
7	Year-to-Date Total Casino Win		\$ 45,486,238
8	Adjustments		\$ -
9	Year-To-Date Gross Revenue		\$ 45,486,238
10	Authorized Casino Square Footage - End of Month	122,771	
11	Authorized Simulcasting Square Footage - End of Month	-	
12	Simulcasting Revenue for the Month.....	\$ -	
13	Simulcasting Handle for the Month.....	\$ -	
14	Promotional Gaming Credits Wagered for the Month.....	\$ 2,919,494	

Under penalties of perjury, I declare that I have examined this report, and to the best of my knowledge and belief, it is true and complete.

March 7, 2020

DATE

FRANK POLLOCK

CASINO CONTROLLER 9869-11
TITLE (LICENSE NUMBER)

HARRAH'S RESORT ATLANTIC CITY

MONTHLY GROSS REVENUE REPORT

FOR THE MONTH OF FEBRUARY, 2020

CASINO WIN - CURRENT MONTH

Line (a)	Type of Game (b)	Authorized Units (c)	Win or (Loss) (d)	Drop/Handle (e)	Win or (Loss) Percentage (f)
1	Table and Other Games	133	\$ 5,791,178	\$ 27,337,801	21.2%
2	Poker	42	\$ 208,583		
3	Slot Machines	2,048	\$ 20,379,082	\$ 244,965,958	8.3%
4	Total Casino Win		\$ 26,378,843		

GROSS REVENUE

5	Year-to-Date Table and Other Games and Poker Win	\$ 11,849,089	
6	Year-to-Date Slot Machine Win	\$ 38,083,468	
7	Year-to-Date Total Casino Win		\$ 49,932,557
8	Adjustments		\$ -
9	Year-To-Date Gross Revenue		\$ 49,932,557
10	Authorized Casino Square Footage - End of Month	156,284	
11	Authorized Simulcasting Square Footage - End of Month	-	
12	Simulcasting Revenue for the Month.....	\$ -	
13	Simulcasting Handle for the Month.....	\$ -	
14	Promotional Gaming Credits Wagered for the Month.....	\$ 3,170,252	

Under penalties of perjury, I declare that I have examined this report, and to the best of my knowledge and belief, it is true and complete

March 5, 2020

DATE



Alicia Magee

Operations Controller (008714-11)

TITLE (LICENSE NUMBER)

OCEAN CASINO RESORT AC

MONTHLY GROSS REVENUE REPORT

FOR THE MONTH OF FEBRUARY 2020

CASINO WIN - CURRENT MONTH

Line (a)	Type of Game (b)	Authorized Units (c)	Win or (Loss) (d)	Drop/Handle (e)	Win or (Loss) Percentage (f)
1	Table and Other Games	114	\$ 6,474,534	\$ 37,703,906	17.2%
2	Poker	0	\$ -		
3	Slot Machines	1,765	\$ 14,297,406	\$ 139,624,873	10.2%
4	Total Casino Win		\$ 20,771,940		

GROSS REVENUE

5	Year-to-Date Table and Other Games and Poker Win	\$ 10,990,465	
6	Year-to-Date Slot Machine Win	\$ 26,649,324	
7	Year-to-Date Total Casino Win		\$ 37,639,789
8	Adjustments		\$ -
9	Year-To-Date Gross Revenue		\$ 37,639,789
10	Authorized Casino Square Footage - End of Month	132,185	
11	Authorized Simulcasting Square Footage - End of Month	-	
12	Simulcasting Revenue for the Month.....	\$ -	
13	Simulcasting Handle for the Month.....	\$ -	
14	Promotional Gaming Credits Wagered for the Month.....	\$ 3,021,248	

Under penalties of perjury, I declare that I have examined this report, and to the best of my knowledge and belief, it is true and complete

3/9/2020

DATE



Daniel McFadden

Vice President of Finance (7167-11)

Title (License #)

RESORTS CASINO HOTEL (DGMB CASINO LLC)

MONTHLY GROSS REVENUE REPORT

FOR THE MONTH OF FEBRUARY 2020

CASINO WIN - CURRENT MONTH

Line (a)	Type of Game (b)	Authorized Units (c)	Win or (Loss) (d)	Drop/Handle (e)	Win or (Loss) Percentage (f)
1	Table and Other Games	74	\$ 3,381,082	\$ 25,752,946	13.1%
2	Poker	0	\$ -		
3	Slot Machines	1,438	\$ 11,121,542	\$ 118,290,935	9.4%
4	Total Casino Win		\$ 14,502,624		

GROSS REVENUE

5	Year-to-Date Table and Other Games and Poker Win	\$ 6,384,957	
6	Year-to-Date Slot Machine Win	\$ 20,442,922	
7	Year-to-Date Total Casino Win		\$ 26,827,879
8	Adjustments		\$ -
9	Year-To-Date Gross Revenue		\$ 26,827,879
10	Authorized Casino Square Footage - End of Month	79,009	
11	Authorized Simulcasting Square Footage - End of Month	-	
12	Simulcasting Revenue for the Month.....	\$ -	
13	Simulcasting Handle for the Month.....	\$ -	
14	Promotional Gaming Credits Wagered for the Month.....	\$ 2,492,851	

Under penalties of perjury, I declare that I have examined this report, and to the best of my knowledge and belief, it is true and complete

March 10, 2020

DATE



Angela Tarnacki

Director Operational Accounting 010256-11
TITLE (LICENSE NUMBER)

TROPICANA CASINO & RESORT

MONTHLY GROSS REVENUE REPORT

FOR THE MONTH OF FEBRUARY 2020

CASINO WIN - CURRENT MONTH

Line (a)	Type of Game (b)	Authorized Units (c)	Win or (Loss) (d)	Drop/Handle (e)	Win or (Loss) Percentage (f)
1	Table and Other Games	104	\$ 6,114,351	\$ 32,390,351	18.9%
2	Poker	18	\$ 169,989		
3	Slot Machines	2,357	\$ 19,837,564	\$ 207,456,217	9.6%
4	Total Casino Win		\$ 26,121,904		

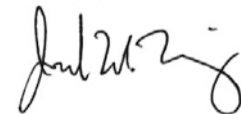
GROSS REVENUE

5	Year-to-Date Table and Other Games and Poker Win	\$ 9,540,958	
6	Year-to-Date Slot Machine Win	\$ 36,767,848	
7	Year-to-Date Total Casino Win		\$ 46,308,806
8	Adjustments		\$ -
9	Year-To-Date Gross Revenue		\$ 46,308,806
10	Authorized Casino Square Footage - End of Month	121,909	
11	Authorized Simulcasting Square Footage - End of Month	-	
12	Simulcasting Revenue for the Month.....	\$ -	
13	Simulcasting Handle for the Month.....	\$ -	
14	Promotional Gaming Credits Wagered for the Month.....	\$ 3,471,102	

Under penalties of perjury, I declare that I have examined this report, and to the best of my knowledge and belief, it is true and complete

March 9, 2020

DATE



Joseph Uhing

Casino Controller 2835-11

TITLE (LICENSE NUMBER)