

BALLY'S PARK PLACE, LLC

MONTHLY GROSS REVENUE REPORT

FOR THE MONTH OF MARCH, 2020

CASINO WIN - CURRENT MONTH

Line (a)	Type of Game (b)	Authorized Units (c)	Win or (Loss) (d)	Drop/Handle (e)	Win or (Loss) Percentage (f)
1	Table and Other Games	110	\$ 2,060,708	\$ 10,658,460	19.3%
2	Poker	42	\$ 71,806		
3	Slot Machines	1,775	\$ 3,387,760	\$ 41,309,988	8.2%
4	Total Casino Win		\$ 5,520,274		

GROSS REVENUE

5	Year-to-Date Table and Other Games and Poker Win	\$ 7,941,919	
6	Year-to-Date Slot Machine Win	\$ 20,330,668	
7	Year-to-Date Total Casino Win		\$ 28,272,587
8	Adjustments		\$ -
9	Year-To-Date Gross Revenue		\$ 28,272,587
10	Authorized Casino Square Footage - End of Month	127,247	
11	Authorized Simulcasting Square Footage - End of Month	-	
12	Simulcasting Revenue for the Month.....	\$ -	
13	Simulcasting Handle for the Month.....	\$ -	
14	Promotional Gaming Credits Wagered for the Month.....	\$ 730,739	

Under penalties of perjury, I declare that I have examined this report, and to the best of my knowledge and belief, it is true and complete.

4/7/2020

DATE



NIEL CAFONE

OPERATIONS CONTROLLER (1861-11)

TITLE (LICENSE NUMBER)

BORGATA HOTEL CASINO & SPA
MONTHLY GROSS REVENUE REPORT
FOR THE MONTH OF MARCH, 2020

CASINO WIN - CURRENT MONTH

Line (a)	Type of Game (b)	Authorized Units (c)	Win or (Loss) (d)	Drop/Handle (e)	Win or (Loss) Percentage (f)
1	Table and Other Games	189	\$ 5,878,920	\$ 35,270,539	16.7%
2	Poker	77	\$ 412,380		
3	Slot Machines	2,864	\$ 13,007,266	\$ 163,590,662	8.0%
4	Total Casino Win		\$ 19,298,566		

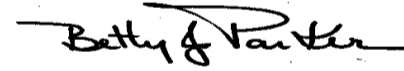
GROSS REVENUE

5	Year-to-Date Table and Other Games and Poker Win	\$ 41,804,732	
6	Year-to-Date Slot Machine Win	\$ 89,741,509	
7	Year-to-Date Total Casino Win		\$ 131,546,241
8	Adjustments		\$ -
9	Year-To-Date Gross Revenue		\$ 131,546,241
10	Authorized Casino Square Footage - End of Month	136,771	
11	Authorized Simulcasting Square Footage - End of Month	23,620	
12	Simulcasting Revenue for the Month.....	\$ 66,082	
13	Simulcasting Handle for the Month.....	\$ 815,737	
14	Promotional Gaming Credits Wagered for the Month.....	\$ 3,100,011	

Under penalties of perjury, I declare that I have examined this report, and to the best of my knowledge and belief, it is true and complete.

April 7, 2020

DATE



Betty J. Parker

Casino Controller 8038-11

TITLE (LICENSE NUMBER)

CAESARS ATLANTIC CITY

MONTHLY GROSS REVENUE REPORT

FOR THE MONTH OF MARCH, 2020

CASINO WIN - CURRENT MONTH

Line (a)	Type of Game (b)	Authorized Units (c)	Win or (Loss) (d)	Drop/Handle (e)	Win or (Loss) Percentage (f)
1	Table and Other Games	128	\$ 4,111,408	\$ 16,012,177	25.7%
2	Poker	0	\$ -		
3	Slot Machines	1,888	\$ 5,361,832	\$ 62,093,991	8.6%
4	Total Casino Win		\$ 9,473,240		

GROSS REVENUE

5	Year-to-Date Table and Other Games and Poker Win	\$ 14,596,552
6	Year-to-Date Slot Machine Win	\$ 32,733,194
7	Year-to-Date Total Casino Win	\$ 47,329,746
8	Adjustments	\$ -
9	Year-To-Date Gross Revenue	\$ 47,329,746
10	Authorized Casino Square Footage - End of Month	115,924
11	Authorized Simulcasting Square Footage - End of Month	-
12	Simulcasting Revenue for the Month.....	\$ -
13	Simulcasting Handle for the Month.....	\$ -
14	Promotional Gaming Credits Wagered for the Month.....	\$ 998,451

Under penalties of perjury, I declare that I have examined this report, and to the best of my knowledge and belief, it is true and complete.

April 7, 2020

DATE



Angela Bianchini

OPERATIONS CONTROLLER(8454-11)

TITLE (LICENSE NUMBER)

GOLDEN NUGGET

MONTHLY GROSS REVENUE REPORT

FOR THE MONTH OF MARCH, 2020

CASINO WIN - CURRENT MONTH

Line (a)	Type of Game (b)	Authorized Units (c)	Win or (Loss) (d)	Drop/Handle (e)	Win or (Loss) Percentage (f)
1	Table and Other Games	70	\$ 2,076,650	\$ 9,475,071	21.9%
2	Poker	9	\$ 43,355		
3	Slot Machines	1,417	\$ 4,889,014	\$ 55,857,490	8.8%
4	Total Casino Win		\$ 7,009,019		

GROSS REVENUE


5	Year-to-Date Table and Other Games and Poker Win	\$ 10,100,713	
6	Year-to-Date Slot Machine Win	\$ 28,033,062	
7	Year-to-Date Total Casino Win		\$ 38,133,775
8	Adjustments		\$ 234
9	Year-To-Date Gross Revenue		\$ 38,134,009

10	Authorized Casino Square Footage - End of Month	78,464
11	Authorized Simulcasting Square Footage - End of Month	-
12	Simulcasting Revenue for the Month.....	\$ -
13	Simulcasting Handle for the Month.....	\$ -
14	Promotional Gaming Credits Wagered for the Month.....	\$ 1,049,883

Under penalties of perjury, I declare that I have examined this report, and to the best of my knowledge and belief, it is true and complete

April 7, 2020

DATE



Joanne McKensie

Director of Finance/Controller 1231.11

HARD ROCK ATLANTIC CITY

MONTHLY GROSS REVENUE REPORT

FOR THE MONTH OF MARCH, 2020

CASINO WIN - CURRENT MONTH

Line (a)	Type of Game (b)	Authorized Units (c)	Win or (Loss) (d)	Drop/Handle (e)	Win or (Loss) Percentage (f)
1	Table and Other Games	154	\$ 3,926,598	\$ 25,939,992	15.1%
2	Poker	0	\$ -		
3	Slot Machines	2,167	\$ 6,287,458	\$ 65,813,262	9.6%
4	Total Casino Win		\$ 10,214,056		

GROSS REVENUE

5	Year-to-Date Table and Other Games and Poker Win	\$ 18,208,092	
6	Year-to-Date Slot Machine Win	\$ 37,492,202	
7	Year-to-Date Total Casino Win		\$ 55,700,294
8	Adjustments		\$ -
9	Year-To-Date Gross Revenue		\$ 55,700,294
10	Authorized Casino Square Footage - End of Month	122,771	
11	Authorized Simulcasting Square Footage - End of Month	-	
12	Simulcasting Revenue for the Month.....	\$ -	
13	Simulcasting Handle for the Month.....	\$ -	
14	Promotional Gaming Credits Wagered for the Month.....	\$ 1,166,260	

Under penalties of perjury, I declare that I have examined this report, and to the best of my knowledge and belief, it is true and complete

April 7, 2020

DATE



FRANK POLLOCK

CASINO CONTROLLER 9869-11
TITLE (LICENSE NUMBER)

HARRAH'S RESORT ATLANTIC CITY

MONTHLY GROSS REVENUE REPORT

FOR THE MONTH OF MARCH, 2020

CASINO WIN - CURRENT MONTH

Line (a)	Type of Game (b)	Authorized Units (c)	Win or (Loss) (d)	Drop/Handle (e)	Win or (Loss) Percentage (f)
1	Table and Other Games	133	\$ 1,609,244	\$ 11,112,843	14.5%
2	Poker	39	\$ 200,156		
3	Slot Machines	2,036	\$ 7,950,578	\$ 96,224,310	8.3%
4	Total Casino Win		\$ 9,759,978		

GROSS REVENUE

5	Year-to-Date Table and Other Games and Poker Win	\$ 13,658,489	
6	Year-to-Date Slot Machine Win	\$ 46,034,046	
7	Year-to-Date Total Casino Win		\$ 59,692,535
8	Adjustments		\$ -
9	Year-To-Date Gross Revenue		\$ 59,692,535
10	Authorized Casino Square Footage - End of Month	156,284	
11	Authorized Simulcasting Square Footage - End of Month	-	
12	Simulcasting Revenue for the Month.....	\$ -	
13	Simulcasting Handle for the Month.....	\$ -	
14	Promotional Gaming Credits Wagered for the Month.....	\$ 1,470,568	

Under penalties of perjury, I declare that I have examined this report, and to the best of my knowledge and belief, it is true and complete

April 7, 2020

DATE



Alicia Magee

Operations Controller (008714-11)

TITLE (LICENSE NUMBER)

RESORTS CASINO HOTEL (DGMB CASINO LLC)

MONTHLY GROSS REVENUE REPORT

FOR THE MONTH OF MARCH 2020

CASINO WIN - CURRENT MONTH

Line (a)	Type of Game (b)	Authorized Units (c)	Win or (Loss) (d)	Drop/Handle (e)	Win or (Loss) Percentage (f)
1	Table and Other Games	74	\$ 1,619,740	\$ 10,235,833	15.8%
2	Poker	0	\$ -		
3	Slot Machines	1,436	\$ 4,073,395	\$ 42,511,717	9.6%
4	Total Casino Win		\$ 5,693,135		

GROSS REVENUE

5	Year-to-Date Table and Other Games and Poker Win	\$ 8,004,697	
6	Year-to-Date Slot Machine Win	\$ 24,516,317	
7	Year-to-Date Total Casino Win		\$ 32,521,014
8	Adjustments		\$ -
9	Year-To-Date Gross Revenue		\$ 32,521,014
10	Authorized Casino Square Footage - End of Month	79,009	
11	Authorized Simulcasting Square Footage - End of Month	-	
12	Simulcasting Revenue for the Month.....	\$ -	
13	Simulcasting Handle for the Month.....	\$ -	
14	Promotional Gaming Credits Wagered for the Month.....	\$ 876,998	

Under penalties of perjury, I declare that I have examined this report, and to the best of my knowledge and belief, it is true and complete

April 7, 2020

DATE



Angela Tarnacki

Director Operational Accounting 010256-11
TITLE (LICENSE NUMBER)

OCEAN CASINO RESORT AC

MONTHLY GROSS REVENUE REPORT

FOR THE MONTH OF MARCH 2020

CASINO WIN - CURRENT MONTH

Line (a)	Type of Game (b)	Authorized Units (c)	Win or (Loss) (d)	Drop/Handle (e)	Win or (Loss) Percentage (f)
1	Table and Other Games	115	\$ 2,572,914	\$ 17,439,819	14.8%
2	Poker	0	\$ -		
3	Slot Machines	1,758	\$ 5,678,963	\$ 56,997,684	10.0%
4	Total Casino Win		\$ 8,251,877		

GROSS REVENUE

5	Year-to-Date Table and Other Games and Poker Win	\$ 13,563,379	
6	Year-to-Date Slot Machine Win	\$ 32,328,287	
7	Year-to-Date Total Casino Win		\$ 45,891,666
8	Adjustments		\$ -
9	Year-To-Date Gross Revenue		\$ 45,891,666
10	Authorized Casino Square Footage - End of Month	132,185	
11	Authorized Simulcasting Square Footage - End of Month	-	
12	Simulcasting Revenue for the Month.....	\$ -	
13	Simulcasting Handle for the Month.....	\$ -	
14	Promotional Gaming Credits Wagered for the Month.....	\$ 1,398,428	

Under penalties of perjury, I declare that I have examined this report, and to the best of my knowledge and belief, it is true and complete

4/7/2020

DATE



Daniel McFadden

Vice President of Finance (7167-11)

Title (License #)

TROPICANA CASINO & RESORT

MONTHLY GROSS REVENUE REPORT

FOR THE MONTH OF MARCH 2020

CASINO WIN - CURRENT MONTH

Line (a)	Type of Game (b)	Authorized Units (c)	Win or (Loss) (d)	Drop/Handle (e)	Win or (Loss) Percentage (f)
1	Table and Other Games	104	\$ 3,139,884	\$ 12,904,596	24.3%
2	Poker	18	\$ 67,589		
3	Slot Machines	2,357	\$ 7,042,191	\$ 74,109,086	9.5%
4	Total Casino Win		\$ 10,249,664		

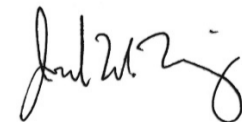
GROSS REVENUE

5	Year-to-Date Table and Other Games and Poker Win	\$ 12,748,431	
6	Year-to-Date Slot Machine Win	\$ 43,810,039	
7	Year-to-Date Total Casino Win		\$ 56,558,470
8	Adjustments		\$ -
9	Year-To-Date Gross Revenue		\$ 56,558,470
10	Authorized Casino Square Footage - End of Month	121,909	
11	Authorized Simulcasting Square Footage - End of Month	-	
12	Simulcasting Revenue for the Month.....	\$ -	
13	Simulcasting Handle for the Month.....	\$ -	
14	Promotional Gaming Credits Wagered for the Month.....	\$ 1,242,857	

Under penalties of perjury, I declare that I have examined this report, and to the best of my knowledge and belief, it is true and complete

April 7, 2020

DATE



Joseph Uhing

Casino Controller 2835-11

TITLE (LICENSE NUMBER)