

BALLY'S PARK PLACE, LLC

MONTHLY GROSS REVENUE REPORT

FOR THE MONTH OF JULY, 2020

CASINO WIN - CURRENT MONTH

Line (a)	Type of Game (b)	Authorized Units (c)	Win or (Loss) (d)	Drop/Handle (e)	Win or (Loss) Percentage (f)
1	Table and Other Games	110	\$ 3,568,107	\$ 19,539,615	18.3%
2	Poker	0	\$ -		
3	Slot Machines	1,763	\$ 10,830,886	\$ 106,118,131	10.2%
4	Total Casino Win		\$ 14,398,993		

GROSS REVENUE

5	Year-to-Date Table and Other Games and Poker Win	\$ 11,510,026	
6	Year-to-Date Slot Machine Win	\$ 31,161,554	
7	Year-to-Date Total Casino Win		\$ 42,671,580
8	Adjustments		\$ -
9	Year-To-Date Gross Revenue		\$ 42,671,580
10	Authorized Casino Square Footage - End of Month	127,247	
11	Authorized Simulcasting Square Footage - End of Month	-	
12	Simulcasting Revenue for the Month.....	\$ -	
13	Simulcasting Handle for the Month.....	\$ -	
14	Promotional Gaming Credits Wagered for the Month.....	\$ 1,515,999	

Under penalties of perjury, I declare that I have examined this report, and to the best of my knowledge and belief, it is true and complete.

8/6/2020

DATE



NIEL CAFONE

OPERATIONS CONTROLLER (1861-11)

TITLE (LICENSE NUMBER)

BORGATA HOTEL CASINO & SPA
MONTHLY GROSS REVENUE REPORT
FOR THE MONTH OF July, 2020

CASINO WIN - CURRENT MONTH

Line (a)	Type of Game (b)	Authorized Units (c)	Win or (Loss) (d)	Drop/Handle (e)	Win or (Loss) Percentage (f)
1	Table and Other Games	189	\$ 1,972,601	\$ 14,268,998	13.8%
2	Poker	77	\$ -		
3	Slot Machines	2,856	\$ 6,422,840	\$ 78,982,351	8.1%
4	Total Casino Win		\$ 8,395,441		


GROSS REVENUE

5	Year-to-Date Table and Other Games and Poker Win	\$ 43,777,333	
6	Year-to-Date Slot Machine Win	\$ 96,227,934	
7	Year-to-Date Total Casino Win		\$ 140,005,267
8	Adjustments		\$ -
9	Year-To-Date Gross Revenue		\$ 140,005,267
10	Authorized Casino Square Footage - End of Month	136,771	
11	Authorized Simulcasting Square Footage - End of Month	23,620	
12	Simulcasting Revenue for the Month.....	\$ 27,901	
13	Simulcasting Handle for the Month.....	\$ 325,796	
14	Promotional Gaming Credits Wagered for the Month.....	\$ 1,155,935	

Under penalties of perjury, I declare that I have examined this report, and to the best of my knowledge and belief, it is true and complete.

August 6, 2020

 DATE



 Betty J. Parker

Casino Controller 8038-11

 TITLE (LICENSE NUMBER)

CAESARS ATLANTIC CITY MONTHLY GROSS REVENUE REPORT FOR THE MONTH OF JULY, 2020

CASINO WIN - CURRENT MONTH

Line (a)	Type of Game (b)	Authorized Units (c)	Win or (Loss) (d)	Drop/Handle (e)	Win or (Loss) Percentage (f)
1	Table and Other Games	116	\$ 5,262,339	\$ 33,576,462	15.7%
2	Poker	0	\$ -		
3	Slot Machines	1,883	\$ 12,952,046	\$ 140,974,674	9.2%
4	Total Casino Win		\$ 18,214,385		

GROSS REVENUE

5	Year-to-Date Table and Other Games and Poker Win	\$ 19,858,891	
6	Year-to-Date Slot Machine Win	\$ 45,685,240	
7	Year-to-Date Total Casino Win	\$ 65,544,131	
8	Adjustments	\$ -	
9	Year-To-Date Gross Revenue	\$ 65,544,131	
10	Authorized Casino Square Footage - End of Month	115,924	
11	Authorized Simulcasting Square Footage - End of Month	-	
12	Simulcasting Revenue for the Month.....	\$ -	
13	Simulcasting Handle for the Month.....	\$ -	
14	Promotional Gaming Credits Wagered for the Month.....	\$ 2,447,433	

Under penalties of perjury, I declare that I have examined this report, and to the best of my knowledge and belief, it is true and complete.

AUGUST 7, 2020

DATE



Angela Bianchini

OPERATIONS CONTROLLER(8454-11)

TITLE (LICENSE NUMBER)

GOLDEN NUGGET MONTHLY GROSS REVENUE REPORT FOR THE MONTH OF JULY, 2020

CASINO WIN - CURRENT MONTH

Line (a)	Type of Game (b)	Authorized Units (c)	Win or (Loss) (d)	Drop/Handle (e)	Win or (Loss) Percentage (f)
1	Table and Other Games	73	\$ 1,932,697	\$ 10,555,504	18.3%
2	Poker	9	\$ -		
3	Slot Machines	1,405	\$ 6,885,437	\$ 69,155,414	10.0%
4	Total Casino Win		\$ 8,818,134		

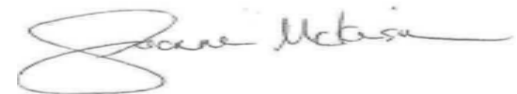
GROSS REVENUE

5	Year-to-Date Table and Other Games and Poker Win	\$ 12,033,410	
6	Year-to-Date Slot Machine Win	\$ 34,918,499	
7	Year-to-Date Total Casino Win		\$ 46,951,909
8	Adjustments		\$ 234
9	Year-To-Date Gross Revenue		\$ 46,952,143
10	Authorized Casino Square Footage - End of Month	78,464	
11	Authorized Simulcasting Square Footage - End of Month	-	
12	Simulcasting Revenue for the Month.....	\$ -	
13	Simulcasting Handle for the Month.....	\$ -	
14	Promotional Gaming Credits Wagered for the Month.....	\$ 1,268,093	

Under penalties of perjury, I declare that I have examined this report, and to the best of my knowledge and belief it is true and complete

August 7, 2020

DATE



Joanne McKensie

Director of Finance/Controller 1231.11

HARD ROCK ATLANTIC CITY MONTHLY GROSS REVENUE REPORT FOR THE MONTH OF JULY, 2020

CASINO WIN - CURRENT MONTH

Line (a)	Type of Game (b)	Authorized Units (c)	Win or (Loss) (d)	Drop/Handle (e)	Win or (Loss) Percentage (f)
1	Table and Other Games	146	\$ 5,798,787	\$ 70,648,759	8.2%
2	Poker	0	\$ -		
3	Slot Machines	2,190	\$ 18,788,159	\$ 186,725,922	10.1%
4	Total Casino Win		\$ 24,586,946		

GROSS REVENUE

5	Year-to-Date Table and Other Games and Poker Win	\$ 24,006,879	
6	Year-to-Date Slot Machine Win	\$ 56,280,361	
7	Year-to-Date Total Casino Win		\$ 80,287,240
8	Adjustments		\$ 75,884
9	Year-To-Date Gross Revenue		\$ 80,363,124
10	Authorized Casino Square Footage - End of Month	122,771	
11	Authorized Simulcasting Square Footage - End of Month	-	
12	Simulcasting Revenue for the Month.....	\$ -	
13	Simulcasting Handle for the Month.....	\$ -	
14	Promotional Gaming Credits Wagered for the Month.....	\$ 3,055,502	

Under penalties of perjury, I declare that I have examined this report, and to the best of my knowledge and belief, it is true and complete

August 7, 2020

DATE



FRANK POLLOCK

CASINO CONTROLLER 9869-11
TITLE (LICENSE NUMBER)

HARRAH'S RESORT ATLANTIC CITY

MONTHLY GROSS REVENUE REPORT

FOR THE MONTH OF JULY, 2020

CASINO WIN - CURRENT MONTH

Line (a)	Type of Game (b)	Authorized Units (c)	Win or (Loss) (d)	Drop/Handle (e)	Win or (Loss) Percentage (f)
1	Table and Other Games	124	\$ 4,613,474	\$ 24,950,599	18.5%
2	Poker	37	\$ -		
3	Slot Machines	2,036	\$ 16,610,588	\$ 189,483,208	8.8%
4	Total Casino Win		\$ 21,224,062		

GROSS REVENUE

5	Year-to-Date Table and Other Games and Poker Win	\$ 18,271,963	
6	Year-to-Date Slot Machine Win	\$ 62,644,634	
7	Year-to-Date Total Casino Win		\$ 80,916,597
8	Adjustments		\$ -
9	Year-To-Date Gross Revenue		\$ 80,916,597

10	Authorized Casino Square Footage - End of Month	156,284
11	Authorized Simulcasting Square Footage - End of Month	-
12	Simulcasting Revenue for the Month.....	\$ -
13	Simulcasting Handle for the Month.....	\$ -
14	Promotional Gaming Credits Wagered for the Month.....	\$ 2,816,633

Under penalties of perjury, I declare that I have examined this report, and to the best of my knowledge and belief, it is true and complete

August 5, 2020

DATE



Alicia Magee

Operations Controller (008714-11)

TITLE (LICENSE NUMBER)

OCEAN CASINO RESORT AC

MONTHLY GROSS REVENUE REPORT

FOR THE MONTH OF JULY 2020

CASINO WIN - CURRENT MONTH

Line (a)	Type of Game (b)	Authorized Units (c)	Win or (Loss) (d)	Drop/Handle (e)	Win or (Loss) Percentage (f)
1	Table and Other Games	113	\$ 6,411,614	\$ 44,896,408	14.3%
2	Poker	0	\$ -		
3	Slot Machines	1,757	\$ 17,220,125	\$ 164,115,000	10.5%
4	Total Casino Win		\$ 23,631,739		

GROSS REVENUE

5	Year-to-Date Table and Other Games and Poker Win	\$ 19,974,993	
6	Year-to-Date Slot Machine Win	\$ 49,548,412	
7	Year-to-Date Total Casino Win		\$ 69,523,405
8	Adjustments		\$ -
9	Year-To-Date Gross Revenue		\$ 69,523,405
10	Authorized Casino Square Footage - End of Month	132,185	
11	Authorized Simulcasting Square Footage - End of Month	-	
12	Simulcasting Revenue for the Month.....	\$ -	
13	Simulcasting Handle for the Month.....	\$ -	
14	Promotional Gaming Credits Wagered for the Month.....	\$ 3,301,658	

Under penalties of perjury, I declare that I have examined this report, and to the best of my knowledge and belief, it is true and complete

8/7/2020

DATE



Rita Smith

Operational Accounting Controller #010293-11

Title (License #)

RESORTS CASINO HOTEL (DGMB CASINO LLC)

MONTHLY GROSS REVENUE REPORT

FOR THE MONTH OF JULY 2020

CASINO WIN - CURRENT MONTH

Line (a)	Type of Game (b)	Authorized Units (c)	Win or (Loss) (d)	Drop/Handle (e)	Win or (Loss) Percentage (f)
1	Table and Other Games	74	\$ 2,706,269	\$ 24,081,756	11.2%
2	Poker	0	\$ -		
3	Slot Machines	1,435	\$ 9,259,214	\$ 100,479,380	9.2%
4	Total Casino Win		\$ 11,965,483		

GROSS REVENUE

5	Year-to-Date Table and Other Games and Poker Win	\$ 10,710,966	
6	Year-to-Date Slot Machine Win	\$ 33,775,531	
7	Year-to-Date Total Casino Win		\$ 44,486,497
8	Adjustments		\$ -
9	Year-To-Date Gross Revenue		\$ 44,486,497
10	Authorized Casino Square Footage - End of Month	79,009	
11	Authorized Simulcasting Square Footage - End of Month	-	
12	Simulcasting Revenue for the Month.....	\$ -	
13	Simulcasting Handle for the Month.....	\$ -	
14	Promotional Gaming Credits Wagered for the Month.....	\$ 1,377,302	

Under penalties of perjury, I declare that I have examined this report, and to the best of my knowledge and belief, it is true and complete

August 9, 2020

DATE



Angela Tarnacki

Director Operational Accounting 010256-11
TITLE (LICENSE NUMBER)

TROPICANA CASINO & RESORT

MONTHLY GROSS REVENUE REPORT

FOR THE MONTH OF JULY 2020

CASINO WIN - CURRENT MONTH

Line (a)	Type of Game (b)	Authorized Units (c)	Win or (Loss) (d)	Drop/Handle (e)	Win or (Loss) Percentage (f)
1	Table and Other Games	98	\$ 3,344,996	\$ 15,732,676	21.3%
2	Poker	18	\$ -		
3	Slot Machines	2,357	\$ 12,860,443	\$ 136,905,608	9.4%
4	Total Casino Win		\$ 16,205,439		

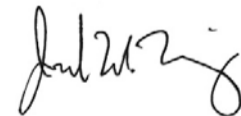
GROSS REVENUE

5	Year-to-Date Table and Other Games and Poker Win	\$ 16,093,427	
6	Year-to-Date Slot Machine Win	\$ 56,670,482	
7	Year-to-Date Total Casino Win		\$ 72,763,909
8	Adjustments		\$ -
9	Year-To-Date Gross Revenue		\$ 72,763,909
10	Authorized Casino Square Footage - End of Month	121,909	
11	Authorized Simulcasting Square Footage - End of Month	-	
12	Simulcasting Revenue for the Month.....	\$ -	
13	Simulcasting Handle for the Month.....	\$ -	
14	Promotional Gaming Credits Wagered for the Month.....	\$ 2,322,521	

Under penalties of perjury, I declare that I have examined this report, and to the best of my knowledge and belief, it is true and complete

August 7, 2020

DATE



Joseph Uhing

Casino Controller 2835-11

TITLE (LICENSE NUMBER)