

BALLY'S PARK PLACE, LLC

MONTHLY GROSS REVENUE REPORT

FOR THE MONTH OF AUGUST, 2020

CASINO WIN - CURRENT MONTH

Line (a)	Type of Game (b)	Authorized Units (c)	Win or (Loss) (d)	Drop/Handle (e)	Win or (Loss) Percentage (f)
1	Table and Other Games	110	\$ 3,915,944	\$ 24,670,816	15.9%
2	Poker	0	\$ -		
3	Slot Machines	1,757	\$ 11,540,973	\$ 113,727,964	10.1%
4	Total Casino Win		\$ 15,456,917		

GROSS REVENUE

5	Year-to-Date Table and Other Games and Poker Win	\$ 15,425,970	
6	Year-to-Date Slot Machine Win	\$ 42,702,527	
7	Year-to-Date Total Casino Win		\$ 58,128,497
8	Adjustments		\$ -
9	Year-To-Date Gross Revenue		\$ 58,128,497
10	Authorized Casino Square Footage - End of Month	127,247	
11	Authorized Simulcasting Square Footage - End of Month	-	
12	Simulcasting Revenue for the Month.....	\$ -	
13	Simulcasting Handle for the Month.....	\$ -	
14	Promotional Gaming Credits Wagered for the Month.....	\$ 1,858,390	

Under penalties of perjury, I declare that I have examined this report, and to the best of my knowledge and belief, it is true and complete.

9/8/2020

DATE



NIEL CAFONE

OPERATIONS CONTROLLER (1861-11)

TITLE (LICENSE NUMBER)

BORGATA HOTEL CASINO & SPA
MONTHLY GROSS REVENUE REPORT
 FOR THE MONTH OF August, 2020

CASINO WIN - CURRENT MONTH

Line (a)	Type of Game (b)	Authorized Units (c)	Win or (Loss) (d)	Drop/Handle (e)	Win or (Loss) Percentage (f)
1	Table and Other Games	189	\$ 11,671,996	\$ 59,573,398	19.6%
2	Poker	77	\$ -		
3	Slot Machines	2,856	\$ 28,821,017	\$ 325,039,362	8.9%
4	Total Casino Win		\$ 40,493,013		

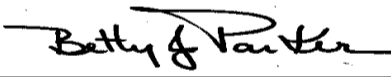
GROSS REVENUE

5	Year-to-Date Table and Other Games and Poker Win	\$ 55,449,329	
6	Year-to-Date Slot Machine Win	\$ 125,048,951	
7	Year-to-Date Total Casino Win		\$ 180,498,280
8	Adjustments		\$ -
9	Year-To-Date Gross Revenue		\$ 180,498,280
10	Authorized Casino Square Footage - End of Month	136,771	
11	Authorized Simulcasting Square Footage - End of Month	23,620	
12	Simulcasting Revenue for the Month.....	\$ 146,428	
13	Simulcasting Handle for the Month.....	\$ 1,767,416	
14	Promotional Gaming Credits Wagered for the Month.....	\$ 4,895,539	

Under penalties of perjury, I declare that I have examined this report, and to the best of my knowledge and belief, it is true and complete.

September 9, 2020

 DATE



 Betty J. Parker

Casino Controller 8038-11

 TITLE (LICENSE NUMBER)

CAESARS ATLANTIC CITY

MONTHLY GROSS REVENUE REPORT

FOR THE MONTH OF AUGUST, 2020

CASINO WIN - CURRENT MONTH

Line (a)	Type of Game (b)	Authorized Units (c)	Win or (Loss) (d)	Drop/Handle (e)	Win or (Loss) Percentage (f)
1	Table and Other Games	116	\$ 6,444,970	\$ 37,369,164	17.2%
2	Poker	0	\$ -		
3	Slot Machines	1,863	\$ 14,766,485	\$ 149,369,771	9.9%
4	Total Casino Win		\$ 21,211,455		


GROSS REVENUE

5	Year-to-Date Table and Other Games and Poker Win	\$ 26,303,861
6	Year-to-Date Slot Machine Win	\$ 60,451,725
7	Year-to-Date Total Casino Win	\$ 86,755,586
8	Adjustments	\$ -
9	Year-To-Date Gross Revenue	\$ 86,755,586
10	Authorized Casino Square Footage - End of Month	115,924
11	Authorized Simulcasting Square Footage - End of Month	-
12	Simulcasting Revenue for the Month.....	\$ -
13	Simulcasting Handle for the Month.....	\$ -
14	Promotional Gaming Credits Wagered for the Month.....	\$ 3,170,525

Under penalties of perjury, I declare that I have examined this report, and to the best of my knowledge and belief, it is true and complete.

SEPTEMBER 9, 2020

DATE



Angela Bianchini

OPERATIONS CONTROLLER(8454-11)

TITLE (LICENSE NUMBER)

GOLDEN NUGGET

MONTHLY GROSS REVENUE REPORT

FOR THE MONTH OF AUGUST, 2020

CASINO WIN - CURRENT MONTH

Line (a)	Type of Game (b)	Authorized Units (c)	Win or (Loss) (d)	Drop/Handle (e)	Win or (Loss) Percentage (f)
1	Table and Other Games	73	\$ 1,515,939	\$ 13,124,967	11.6%
2	Poker	9	\$ -		
3	Slot Machines	1,403	\$ 7,747,523	\$ 82,030,223	9.4%
4	Total Casino Win		\$ 9,263,462		

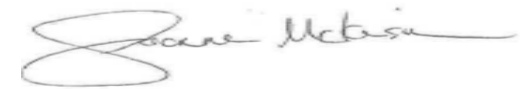
GROSS REVENUE

5	Year-to-Date Table and Other Games and Poker Win	\$ 13,549,349	
6	Year-to-Date Slot Machine Win	\$ 42,666,022	
7	Year-to-Date Total Casino Win		\$ 56,215,371
8	Adjustments		\$ 234
9	Year-To-Date Gross Revenue		\$ 56,215,605
10	Authorized Casino Square Footage - End of Month	78,464	
11	Authorized Simulcasting Square Footage - End of Month	-	
12	Simulcasting Revenue for the Month.....	\$ -	
13	Simulcasting Handle for the Month.....	\$ -	
14	Promotional Gaming Credits Wagered for the Month.....	\$ 1,782,390	

Under penalties of perjury, I declare that I have examined this report, and to the best of my knowledge and belief, it is true and complete

September 9, 2020

DATE



Joanne McKensie

Director of Finance/Controller 1231.11

HARD ROCK ATLANTIC CITY

MONTHLY GROSS REVENUE REPORT

FOR THE MONTH OF AUGUST, 2020

CASINO WIN - CURRENT MONTH

Line (a)	Type of Game (b)	Authorized Units (c)	Win or (Loss) (d)	Drop/Handle (e)	Win or (Loss) Percentage (f)
1	Table and Other Games	146	\$ 12,586,066	\$ 76,874,946	16.4%
2	Poker	0	\$ -		
3	Slot Machines	2,222	\$ 20,287,550	\$ 213,692,101	9.5%
4	Total Casino Win		\$ 32,873,616		

GROSS REVENUE

5	Year-to-Date Table and Other Games and Poker Win	\$ 36,592,945	
6	Year-to-Date Slot Machine Win	\$ 76,567,911	
7	Year-to-Date Total Casino Win		\$ 113,160,856
8	Adjustments		\$ 75,884
9	Year-To-Date Gross Revenue		\$ 113,236,740
10	Authorized Casino Square Footage - End of Month	122,771	
11	Authorized Simulcasting Square Footage - End of Month	-	
12	Simulcasting Revenue for the Month.....	\$ -	
13	Simulcasting Handle for the Month.....	\$ -	
14	Promotional Gaming Credits Wagered for the Month.....	\$ 3,681,082	

Under penalties of perjury, I declare that I have examined this report, and to the best of my knowledge and belief, it is true and complete

September 5, 2020

DATE



FRANK POLLOCK

CASINO CONTROLLER 9869-11

TITLE (LICENSE NUMBER)

HARRAH'S RESORT ATLANTIC CITY

MONTHLY GROSS REVENUE REPORT

FOR THE MONTH OF AUGUST, 2020

CASINO WIN - CURRENT MONTH

Line (a)	Type of Game (b)	Authorized Units (c)	Win or (Loss) (d)	Drop/Handle (e)	Win or (Loss) Percentage (f)
1	Table and Other Games	124	\$ 5,278,263	\$ 28,684,450	18.4%
2	Poker	37	\$ -		
3	Slot Machines	2,036	\$ 16,234,162	\$ 185,724,908	8.7%
4	Total Casino Win		\$ 21,512,425		

GROSS REVENUE

5	Year-to-Date Table and Other Games and Poker Win	\$ 23,550,226	
6	Year-to-Date Slot Machine Win	\$ 78,878,796	
7	Year-to-Date Total Casino Win		\$ 102,429,022
8	Adjustments		\$ -
9	Year-To-Date Gross Revenue		\$ 102,429,022
10	Authorized Casino Square Footage - End of Month	156,284	
11	Authorized Simulcasting Square Footage - End of Month	-	
12	Simulcasting Revenue for the Month.....	\$ -	
13	Simulcasting Handle for the Month.....	\$ -	
14	Promotional Gaming Credits Wagered for the Month.....	\$ 3,279,529	

Under penalties of perjury, I declare that I have examined this report, and to the best of my knowledge and belief, it is true and complete

September 8, 2020

DATE



Alicia Magee

Operations Controller (008714-11)

TITLE (LICENSE NUMBER)

OCEAN CASINO RESORT AC

MONTHLY GROSS REVENUE REPORT

FOR THE MONTH OF AUGUST 2020

CASINO WIN - CURRENT MONTH

Line (a)	Type of Game (b)	Authorized Units (c)	Win or (Loss) (d)	Drop/Handle (e)	Win or (Loss) Percentage (f)
1	Table and Other Games	112	\$ 6,340,123	\$ 46,711,063	13.6%
2	Poker	0	\$ -		
3	Slot Machines	1,757	\$ 18,034,934	\$ 168,066,233	10.7%
4	Total Casino Win		\$ 24,375,057		

GROSS REVENUE

5	Year-to-Date Table and Other Games and Poker Win	\$ 26,315,116	
6	Year-to-Date Slot Machine Win	\$ 67,583,346	
7	Year-to-Date Total Casino Win		\$ 93,898,462
8	Adjustments		\$ -
9	Year-To-Date Gross Revenue		\$ 93,898,462
10	Authorized Casino Square Footage - End of Month	132,185	
11	Authorized Simulcasting Square Footage - End of Month	-	
12	Simulcasting Revenue for the Month.....	\$ -	
13	Simulcasting Handle for the Month.....	\$ -	
14	Promotional Gaming Credits Wagered for the Month.....	\$ 4,293,685	

Under penalties of perjury, I declare that I have examined this report, and to the best of my knowledge and belief, it is true and complete

9/8/2020

DATE



Rita Smith

Operational Accounting Controller #010293-11

Title (License #)

RESORTS CASINO HOTEL (DGMB CASINO LLC)
MONTHLY GROSS REVENUE REPORT
FOR THE MONTH OF AUGUST 2020

CASINO WIN - CURRENT MONTH

Line (a)	Type of Game (b)	Authorized Units (c)	Win or (Loss) (d)	Drop/Handle (e)	Win or (Loss) Percentage (f)
1	Table and Other Games	74	\$ 3,182,446	\$ 29,246,545	10.9%
2	Poker	0	\$ -		
3	Slot Machines	1,434	\$ 10,718,845	\$ 111,031,125	9.7%
4	Total Casino Win		\$ 13,901,291		

GROSS REVENUE

5	Year-to-Date Table and Other Games and Poker Win	\$ 13,893,412	
6	Year-to-Date Slot Machine Win	\$ 44,494,376	
7	Year-to-Date Total Casino Win		\$ 58,387,788
8	Adjustments		\$ -
9	Year-To-Date Gross Revenue		\$ 58,387,788
10	Authorized Casino Square Footage - End of Month	79,009	
11	Authorized Simulcasting Square Footage - End of Month	-	
12	Simulcasting Revenue for the Month.....	\$ -	
13	Simulcasting Handle for the Month.....	\$ -	
14	Promotional Gaming Credits Wagered for the Month.....	\$ 1,748,389	

Under penalties of perjury, I declare that I have examined this report, and to the best of my knowledge and belief, it is true and complete

September 9, 2020

 DATE



 Angela Tarnacki

Director Operational Accounting 010256-11

 TITLE (LICENSE NUMBER)

TROPICANA CASINO & RESORT

MONTHLY GROSS REVENUE REPORT

FOR THE MONTH OF AUGUST 2020

CASINO WIN - CURRENT MONTH

Line (a)	Type of Game (b)	Authorized Units (c)	Win or (Loss) (d)	Drop/Handle (e)	Win or (Loss) Percentage (f)
1	Table and Other Games	102	\$ 4,004,543	\$ 21,701,174	18.5%
2	Poker	18	\$ -		
3	Slot Machines	2,355	\$ 15,961,030	\$ 165,930,085	9.6%
4	Total Casino Win		\$ 19,965,573		

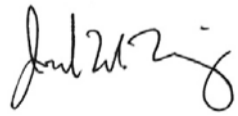
GROSS REVENUE

5	Year-to-Date Table and Other Games and Poker Win	\$ 20,097,970	
6	Year-to-Date Slot Machine Win	\$ 72,631,512	
7	Year-to-Date Total Casino Win		\$ 92,729,482
8	Adjustments		\$ -
9	Year-To-Date Gross Revenue		\$ 92,729,482
10	Authorized Casino Square Footage - End of Month	121,909	
11	Authorized Simulcasting Square Footage - End of Month	-	
12	Simulcasting Revenue for the Month.....	\$ -	
13	Simulcasting Handle for the Month.....	\$ -	
14	Promotional Gaming Credits Wagered for the Month.....	\$ 2,618,841	

Under penalties of perjury, I declare that I have examined this report, and to the best of my knowledge and belief, it is true and complete

September 7, 2020

DATE



Joseph Uhing

Casino Controller 2835-11

TITLE (LICENSE NUMBER)