

BALLY'S PARK PLACE, LLC

MONTHLY GROSS REVENUE REPORT

FOR THE MONTH OF SEPTEMBER, 2020

CASINO WIN - CURRENT MONTH

Line (a)	Type of Game (b)	Authorized Units (c)	Win or (Loss) (d)	Drop/Handle (e)	Win or (Loss) Percentage (f)
1	Table and Other Games	110	\$ 3,572,845	\$ 22,005,235	16.2%
2	Poker	0	\$ -		
3	Slot Machines	1,761	\$ 9,173,836	\$ 97,262,972	9.4%
4	Total Casino Win		\$ 12,746,681		

GROSS REVENUE

5	Year-to-Date Table and Other Games and Poker Win	\$ 18,998,815	
6	Year-to-Date Slot Machine Win	\$ 51,876,363	
7	Year-to-Date Total Casino Win		\$ 70,875,178
8	Adjustments		\$ -
9	Year-To-Date Gross Revenue		\$ 70,875,178
10	Authorized Casino Square Footage - End of Month	127,247	
11	Authorized Simulcasting Square Footage - End of Month	-	
12	Simulcasting Revenue for the Month.....	\$ -	
13	Simulcasting Handle for the Month.....	\$ -	
14	Promotional Gaming Credits Wagered for the Month.....	\$ 1,802,051	

Under penalties of perjury, I declare that I have examined this report, and to the best of my knowledge and belief, it is true and complete.

10/7/2020

DATE



NIEL CAFONE

OPERATIONS CONTROLLER (1861-11)

TITLE (LICENSE NUMBER)

BORGATA HOTEL CASINO & SPA
MONTHLY GROSS REVENUE REPORT
 FOR THE MONTH OF September, 2020

CASINO WIN - CURRENT MONTH

Line (a)	Type of Game (b)	Authorized Units (c)	Win or (Loss) (d)	Drop/Handle (e)	Win or (Loss) Percentage (f)
1	Table and Other Games	189	\$ 8,640,806	\$ 60,798,893	14.2%
2	Poker	71	\$ -		
3	Slot Machines	2,856	\$ 31,031,257	\$ 351,936,707	8.8%
4	Total Casino Win		\$ 39,672,063		

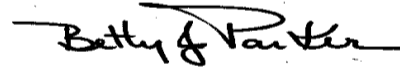
GROSS REVENUE

5	Year-to-Date Table and Other Games and Poker Win	\$ 64,090,135	
6	Year-to-Date Slot Machine Win	\$ 156,080,208	
7	Year-to-Date Total Casino Win		\$ 220,170,343
8	Adjustments		\$ -
9	Year-To-Date Gross Revenue		\$ 220,170,343
10	Authorized Casino Square Footage - End of Month	136,771	
11	Authorized Simulcasting Square Footage - End of Month	23,620	
12	Simulcasting Revenue for the Month.....	\$ 129,347	
13	Simulcasting Handle for the Month.....	\$ 1,648,912	
14	Promotional Gaming Credits Wagered for the Month.....	\$ 5,673,716	

Under penalties of perjury, I declare that I have examined this report, and to the best of my knowledge and belief, it is true and complete.

October 8, 2020

DATE



Betty J. Parker

Casino Controller 8038-11

TITLE (LICENSE NUMBER)

CAESARS ATLANTIC CITY

MONTHLY GROSS REVENUE REPORT

FOR THE MONTH OF SEPTEMBER, 2020

CASINO WIN - CURRENT MONTH

Line (a)	Type of Game (b)	Authorized Units (c)	Win or (Loss) (d)	Drop/Handle (e)	Win or (Loss) Percentage (f)
1	Table and Other Games	116	\$ 5,614,898	\$ 36,302,095	15.5%
2	Poker	0	\$ -		
3	Slot Machines	1,859	\$ 13,360,413	\$ 142,740,562	9.4%
4	Total Casino Win		\$ 18,975,311		

GROSS REVENUE

5	Year-to-Date Table and Other Games and Poker Win	\$ 31,918,759
6	Year-to-Date Slot Machine Win	\$ 73,812,138
7	Year-to-Date Total Casino Win	\$ 105,730,897
8	Adjustments	\$ -
9	Year-To-Date Gross Revenue	\$ 105,730,897
10	Authorized Casino Square Footage - End of Month	115,924
11	Authorized Simulcasting Square Footage - End of Month	-
12	Simulcasting Revenue for the Month.....	\$ -
13	Simulcasting Handle for the Month.....	\$ -
14	Promotional Gaming Credits Wagered for the Month.....	\$ 3,133,039

Under penalties of perjury, I declare that I have examined this report, and to the best of my knowledge and belief, it is true and complete.

OCTOBER 8, 2020

DATE



Angela Bianchini

OPERATIONS CONTROLLER(8454-11)

TITLE (LICENSE NUMBER)

GOLDEN NUGGET

MONTHLY GROSS REVENUE REPORT

FOR THE MONTH OF SEPTEMBER, 2020

CASINO WIN - CURRENT MONTH

Line (a)	Type of Game (b)	Authorized Units (c)	Win or (Loss) (d)	Drop/Handle (e)	Win or (Loss) Percentage (f)
1	Table and Other Games	69	\$ 2,726,819	\$ 13,364,880	20.4%
2	Poker	9	\$ -		
3	Slot Machines	1,364	\$ 8,707,485	\$ 90,739,437	9.6%
4	Total Casino Win		\$ 11,434,304		

GROSS REVENUE

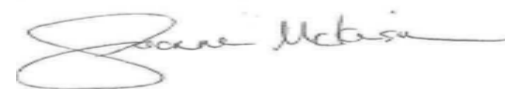
5	Year-to-Date Table and Other Games and Poker Win	\$ 16,276,168	
6	Year-to-Date Slot Machine Win	\$ 51,373,507	
7	Year-to-Date Total Casino Win		\$ 67,649,675
8	Adjustments		\$ 9,441
9	Year-To-Date Gross Revenue		\$ 67,659,116

10	Authorized Casino Square Footage - End of Month	78,464
11	Authorized Simulcasting Square Footage - End of Month	-
12	Simulcasting Revenue for the Month.....	\$ -
13	Simulcasting Handle for the Month.....	\$ -
14	Promotional Gaming Credits Wagered for the Month.....	\$ 1,872,969

Under penalties of perjury, I declare that I have examined this report, and to the best of my knowledge and belief, it is true and complete

October 8, 2020

DATE



Joanne McKensie

Director of Finance/Controller 1231.11

HARD ROCK ATLANTIC CITY

MONTHLY GROSS REVENUE REPORT

FOR THE MONTH OF SEPTEMBER, 2020

CASINO WIN - CURRENT MONTH

Line (a)	Type of Game (b)	Authorized Units (c)	Win or (Loss) (d)	Drop/Handle (e)	Win or (Loss) Percentage (f)
1	Table and Other Games	154	\$ 7,373,185	\$ 63,926,330	11.5%
2	Poker	0	\$ -		
3	Slot Machines	2,182	\$ 21,210,547	\$ 214,864,047	9.9%
4	Total Casino Win		\$ 28,583,732		

GROSS REVENUE

5	Year-to-Date Table and Other Games and Poker Win	\$ 43,966,130	
6	Year-to-Date Slot Machine Win	\$ 97,778,458	
7	Year-to-Date Total Casino Win		\$ 141,744,588
8	Adjustments		\$ 75,884
9	Year-To-Date Gross Revenue		\$ 141,820,472

10	Authorized Casino Square Footage - End of Month	122,771
11	Authorized Simulcasting Square Footage - End of Month	-
12	Simulcasting Revenue for the Month.....	\$ -
13	Simulcasting Handle for the Month.....	\$ -
14	Promotional Gaming Credits Wagered for the Month.....	\$ 4,444,081

Under penalties of perjury, I declare that I have examined this report, and to the best of my knowledge and belief, it is true and complete

October 8, 2020

DATE



FRANK POLLOCK

CASINO CONTROLLER 9869-11
TITLE (LICENSE NUMBER)

HARRAH'S RESORT ATLANTIC CITY

MONTHLY GROSS REVENUE REPORT

FOR THE MONTH OF SEPTEMBER, 2020

CASINO WIN - CURRENT MONTH

Line (a)	Type of Game (b)	Authorized Units (c)	Win or (Loss) (d)	Drop/Handle (e)	Win or (Loss) Percentage (f)
1	Table and Other Games	124	\$ 4,260,102	\$ 23,989,300	17.8%
2	Poker	37	\$ -		
3	Slot Machines	2,036	\$ 15,248,431	\$ 178,448,690	8.5%
4	Total Casino Win		\$ 19,508,533		

GROSS REVENUE

5	Year-to-Date Table and Other Games and Poker Win	\$ 27,810,328	
6	Year-to-Date Slot Machine Win	\$ 94,127,227	
7	Year-to-Date Total Casino Win		\$ 121,937,555
8	Adjustments		\$ -
9	Year-To-Date Gross Revenue		\$ 121,937,555

10	Authorized Casino Square Footage - End of Month	156,284
11	Authorized Simulcasting Square Footage - End of Month	-
12	Simulcasting Revenue for the Month.....	\$ -
13	Simulcasting Handle for the Month.....	\$ -
14	Promotional Gaming Credits Wagered for the Month.....	\$ 3,373,279

Under penalties of perjury, I declare that I have examined this report, and to the best of my knowledge and belief, it is true and complete

October 5, 2020

DATE



Taalib-deen Muhammad

Operations Controller (008168-11)

TITLE (LICENSE NUMBER)

OCEAN CASINO RESORT AC

MONTHLY GROSS REVENUE REPORT

FOR THE MONTH OF SEPTEMBER 2020

CASINO WIN - CURRENT MONTH

AMENDED OCTOBER 15, 2020

Line (a)	Type of Game (b)	Authorized Units (c)	Win or (Loss) (d)	Drop/Handle (e)	Win or (Loss) Percentage (f)
1	Table and Other Games	110	\$ 6,880,531	\$ 51,987,721	13.2%
2	Poker	0	\$ -		
3	Slot Machines	1,753	\$ 19,313,489	\$ 184,181,321	10.5%
4	Total Casino Win		\$ 26,194,020		

GROSS REVENUE

5	Year-to-Date Table and Other Games and Poker Win	\$ 33,195,647	
6	Year-to-Date Slot Machine Win	\$ 86,896,835	
7	Year-to-Date Total Casino Win		\$ 120,092,482
8	Adjustments		\$ -
9	Year-To-Date Gross Revenue		\$ 120,092,482

10	Authorized Casino Square Footage - End of Month	132,185	
11	Authorized Simulcasting Square Footage - End of Month	-	
12	Simulcasting Revenue for the Month.....	\$ -	
13	Simulcasting Handle for the Month.....	\$ -	
14	Promotional Gaming Credits Wagered for the Month.....	\$ 6,446,877	

Under penalties of perjury, I declare that I have examined this report, and to the best of my knowledge and belief, it is true and complete

10/15/2020

DATE



Rita Smith

Operational Accounting Controller #010293-1

Title (License #)

RESORTS CASINO HOTEL (DGMB CASINO LLC)
MONTHLY GROSS REVENUE REPORT
FOR THE MONTH OF SEPTEMBER 2020

CASINO WIN - CURRENT MONTH

Line (a)	Type of Game (b)	Authorized Units (c)	Win or (Loss) (d)	Drop/Handle (e)	Win or (Loss) Percentage (f)
1	Table and Other Games	74	\$ 3,323,766	\$ 23,975,611	13.9%
2	Poker	0	\$ -		
3	Slot Machines	1,433	\$ 10,345,652	\$ 106,724,701	9.7%
4	Total Casino Win		\$ 13,669,418		

GROSS REVENUE

5	Year-to-Date Table and Other Games and Poker Win	\$ 17,217,178	
6	Year-to-Date Slot Machine Win	\$ 54,840,028	
7	Year-to-Date Total Casino Win		\$ 72,057,206
8	Adjustments		\$ -
9	Year-To-Date Gross Revenue		\$ 72,057,206
10	Authorized Casino Square Footage - End of Month	79,009	
11	Authorized Simulcasting Square Footage - End of Month	-	
12	Simulcasting Revenue for the Month.....	\$ -	
13	Simulcasting Handle for the Month.....	\$ -	
14	Promotional Gaming Credits Wagered for the Month.....	\$ 1,732,702	

Under penalties of perjury, I declare that I have examined this report, and to the best of my knowledge and belief, it is true and complete

October 9, 2020

DATE



Angela Tarnacki

Director Operational Accounting 010256-11
 TITLE (LICENSE NUMBER)

TROPICANA CASINO & RESORT

MONTHLY GROSS REVENUE REPORT

FOR THE MONTH OF SEPTEMBER 2020

CASINO WIN - CURRENT MONTH

Line (a)	Type of Game (b)	Authorized Units (c)	Win or (Loss) (d)	Drop/Handle (e)	Win or (Loss) Percentage (f)
1	Table and Other Games	102	\$ 4,163,585	\$ 21,371,761	19.5%
2	Poker	18	\$ -		
3	Slot Machines	2,357	\$ 15,625,149	\$ 163,114,160	9.6%
4	Total Casino Win		\$ 19,788,734		

GROSS REVENUE

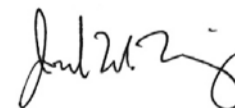
5	Year-to-Date Table and Other Games and Poker Win	\$ 24,261,555	
6	Year-to-Date Slot Machine Win	\$ 88,256,661	
7	Year-to-Date Total Casino Win		\$ 112,518,216
8	Adjustments		\$ -
9	Year-To-Date Gross Revenue		\$ 112,518,216

10	Authorized Casino Square Footage - End of Month	121,909
11	Authorized Simulcasting Square Footage - End of Month	-
12	Simulcasting Revenue for the Month.....	\$ -
13	Simulcasting Handle for the Month.....	\$ -
14	Promotional Gaming Credits Wagered for the Month.....	\$ 2,576,972

Under penalties of perjury, I declare that I have examined this report, and to the best of my knowledge and belief, it is true and complete

October 9, 2020

DATE



Joseph Uhing

Casino Controller 2835-11

TITLE (LICENSE NUMBER)