

BALLY'S PARK PLACE, LLC

MONTHLY GROSS REVENUE REPORT

FOR THE PERIOD NOVEMBER 1-17, 2020

CASINO WIN - CURRENT MONTH

Line (a)	Type of Game (b)	Authorized Units (c)	Win or (Loss) (d)	Drop/Handle (e)	Win or (Loss) Percentage (f)
1	Table and Other Games	115	\$ 1,173,136	\$ 7,576,463	15.5%
2	Poker	0	\$ -		
3	Slot Machines	1,761	\$ 2,818,094	\$ 31,217,653	9.0%
4	Total Casino Win		\$ 3,991,230		

GROSS REVENUE

5	Year-to-Date Table and Other Games and Poker Win	\$ 23,592,862	
6	Year-to-Date Slot Machine Win	\$ 62,337,672	
7	Year-to-Date Total Casino Win		\$ 85,930,534
8	Adjustments		\$ -
9	Year-To-Date Gross Revenue		\$ 85,930,534
10	Authorized Casino Square Footage - End of Month	127,247	
11	Authorized Simulcasting Square Footage - End of Month	-	
12	Simulcasting Revenue for the Month.....	\$ -	
13	Simulcasting Handle for the Month.....	\$ -	
14	Promotional Gaming Credits Wagered for the Month.....	\$ 529,200	

Under penalties of perjury, I declare that I have examined this report, and to the best of my knowledge and belief, it is true and complete.

December 4, 2020

DATE



NIEL CAFONE

OPERATIONS CONTROLLER (1861-11)

TITLE (LICENSE NUMBER)

PREMIER ENTERTAINMENT AC, LLC DBA BALLY'S AC

MONTHLY GROSS REVENUE REPORT

FOR THE PERIOD NOVEMBER 18-30, 2020

CASINO WIN - CURRENT MONTH

Line (a)	Type of Game (b)	Authorized Units (c)	Win or (Loss) (d)	Drop/Handle (e)	Win or (Loss) Percentage (f)
1	Table and Other Games	93	\$ 580,121	\$ 7,094,587	8.2%
2	Poker	0	\$ -		
3	Slot Machines	1,485	\$ 1,698,077	\$ 17,911,946	9.5%
4	Total Casino Win		\$ 2,278,198		

GROSS REVENUE

5	Year-to-Date Table and Other Games and Poker Win	\$ 580,121	
6	Year-to-Date Slot Machine Win	\$ 1,698,077	
7	Year-to-Date Total Casino Win		\$ 2,278,198
8	Adjustments		\$ -
9	Year-To-Date Gross Revenue		\$ 2,278,198
10	Authorized Casino Square Footage - End of Month	83,569	
11	Authorized Simulcasting Square Footage - End of Month	-	
12	Simulcasting Revenue for the Month.....	\$ -	
13	Simulcasting Handle for the Month.....	\$ -	
14	Promotional Gaming Credits Wagered for the Month.....	\$ 416,019	

Under penalties of perjury, I declare that I have examined this report, and to the best of my knowledge and belief, it is true and complete.

12/8/2020

DATE



NIEL CAFONE

OPERATIONS CONTROLLER (1861-11)

TITLE (LICENSE NUMBER)

BORGATA HOTEL CASINO & SPA
MONTHLY GROSS REVENUE REPORT
 FOR THE MONTH OF November, 2020

CASINO WIN - CURRENT MONTH

Line (a)	Type of Game (b)	Authorized Units (c)	Win or (Loss) (d)	Drop/Handle (e)	Win or (Loss) Percentage (f)
1	Table and Other Games	189	\$ 8,850,631	\$ 69,229,728	12.8%
2	Poker	74	\$ 1,256,032		
3	Slot Machines	2,856	\$ 26,478,722	\$ 301,283,371	8.8%
4	Total Casino Win		\$ 36,585,385		

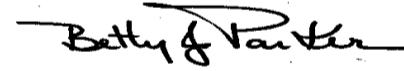
GROSS REVENUE

5	Year-to-Date Table and Other Games and Poker Win	\$ 86,033,236	
6	Year-to-Date Slot Machine Win	\$ 211,907,128	
7	Year-to-Date Total Casino Win		\$ 297,940,364
8	Adjustments		\$ -
9	Year-To-Date Gross Revenue		\$ 297,940,364
10	Authorized Casino Square Footage - End of Month	136,771	
11	Authorized Simulcasting Square Footage - End of Month	23,620	
12	Simulcasting Revenue for the Month.....	\$ 131,387	
13	Simulcasting Handle for the Month.....	\$ 1,657,677	
14	Promotional Gaming Credits Wagered for the Month.....	\$ 5,571,108	

Under penalties of perjury, I declare that I have examined this report, and to the best of my knowledge and belief, it is true and complete.

December 8, 2020

DATE



Betty J. Parker

Casino Controller 8038-11

TITLE (LICENSE NUMBER)

CAESARS ATLANTIC CITY

MONTHLY GROSS REVENUE REPORT

FOR THE MONTH OF NOVEMBER, 2020

CASINO WIN - CURRENT MONTH

Line (a)	Type of Game (b)	Authorized Units (c)	Win or (Loss) (d)	Drop/Handle (e)	Win or (Loss) Percentage (f)
1	Table and Other Games	153	\$ 3,159,520	\$ 33,527,342	9.4%
2	Poker	0	\$ -		
3	Slot Machines	2,125	\$ 9,274,611	\$ 94,481,101	9.8%
4	Total Casino Win		\$ 12,434,131		


GROSS REVENUE

5	Year-to-Date Table and Other Games and Poker Win	\$ 41,474,144	
6	Year-to-Date Slot Machine Win	\$ 95,758,261	
7	Year-to-Date Total Casino Win		\$ 137,232,405
8	Adjustments		\$ 1,532
9	Year-To-Date Gross Revenue		\$ 137,233,937
10	Authorized Casino Square Footage - End of Month	113,448	
11	Authorized Simulcasting Square Footage - End of Month	-	
12	Simulcasting Revenue for the Month.....	\$ -	
13	Simulcasting Handle for the Month.....	\$ -	
14	Promotional Gaming Credits Wagered for the Month.....	\$ 1,980,708	

Under penalties of perjury, I declare that I have examined this report, and to the best of my knowledge and belief, it is true and complete.

DECEMBER 8, 2020

DATE



Angela Bianchini

OPERATIONS CONTROLLER(8454-11)

TITLE (LICENSE NUMBER)

GOLDEN NUGGET

MONTHLY GROSS REVENUE REPORT

FOR THE MONTH OF NOVEMBER, 2020

CASINO WIN - CURRENT MONTH

Line (a)	Type of Game (b)	Authorized Units (c)	Win or (Loss) (d)	Drop/Handle (e)	Win or (Loss) Percentage (f)
1	Table and Other Games	70	\$ 1,606,441	\$ 12,590,285	12.8%
2	Poker	9	\$ -		
3	Slot Machines	1,269	\$ 7,098,748	\$ 74,377,610	9.5%
4	Total Casino Win		\$ 8,705,189		

GROSS REVENUE

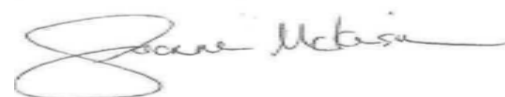
5	Year-to-Date Table and Other Games and Poker Win	\$ 19,519,834	
6	Year-to-Date Slot Machine Win	\$ 67,348,409	
7	Year-to-Date Total Casino Win		\$ 86,868,243
8	Adjustments		\$ 9,441
9	Year-To-Date Gross Revenue		\$ 86,877,684

10	Authorized Casino Square Footage - End of Month	78,464
11	Authorized Simulcasting Square Footage - End of Month	-
12	Simulcasting Revenue for the Month.....	\$ -
13	Simulcasting Handle for the Month.....	\$ -
14	Promotional Gaming Credits Wagered for the Month.....	\$ 1,535,558

Under penalties of perjury, I declare that I have examined this report, and to the best of my knowledge and belief, it is true and complete

December 8, 2020

DATE



Joanne McKensie

Director of Finance/Controller 1231.11

HARD ROCK ATLANTIC CITY

MONTHLY GROSS REVENUE REPORT

FOR THE MONTH OF NOVEMBER, 2020

CASINO WIN - CURRENT MONTH

Line (a)	Type of Game (b)	Authorized Units (c)	Win or (Loss) (d)	Drop/Handle (e)	Win or (Loss) Percentage (f)
1	Table and Other Games	154	\$ 11,734,832	\$ 58,508,253	20.1%
2	Poker	0	\$ -		
3	Slot Machines	2,189	\$ 16,233,228	\$ 170,906,496	9.5%
4	Total Casino Win		\$ 27,968,060		


GROSS REVENUE

5	Year-to-Date Table and Other Games and Poker Win	\$ 64,219,978
6	Year-to-Date Slot Machine Win	\$ 134,294,622
7	Year-to-Date Total Casino Win	\$ 198,514,600
8	Adjustments	\$ 75,884
9	Year-To-Date Gross Revenue	\$ 198,590,484
10	Authorized Casino Square Footage - End of Month	122,771
11	Authorized Simulcasting Square Footage - End of Month	-
12	Simulcasting Revenue for the Month.....	\$ -
13	Simulcasting Handle for the Month.....	\$ -
14	Promotional Gaming Credits Wagered for the Month.....	\$ 3,687,514

Under penalties of perjury, I declare that I have examined this report, and to the best of my knowledge and belief, it is true and complete

December 5, 2020

DATE



FRANK POLLOCK

CASINO CONTROLLER 9869-11
TITLE (LICENSE NUMBER)

HARRAH'S RESORT ATLANTIC CITY

MONTHLY GROSS REVENUE REPORT

FOR THE MONTH OF NOVEMBER, 2020

CASINO WIN - CURRENT MONTH

Line (a)	Type of Game (b)	Authorized Units (c)	Win or (Loss) (d)	Drop/Handle (e)	Win or (Loss) Percentage (f)
1	Table and Other Games	124	\$ 3,067,994	\$ 17,335,655	17.7%
2	Poker	37	\$ -		
3	Slot Machines	2,036	\$ 9,549,868	\$ 120,341,417	7.9%
4	Total Casino Win		\$ 12,617,862		

GROSS REVENUE

5	Year-to-Date Table and Other Games and Poker Win	\$ 35,031,434	
6	Year-to-Date Slot Machine Win	\$ 118,779,961	
7	Year-to-Date Total Casino Win		\$ 153,811,395
8	Adjustments		\$ -
9	Year-To-Date Gross Revenue		\$ 153,811,395
10	Authorized Casino Square Footage - End of Month	156,284	
11	Authorized Simulcasting Square Footage - End of Month	-	
12	Simulcasting Revenue for the Month.....	\$ -	
13	Simulcasting Handle for the Month.....	\$ -	
14	Promotional Gaming Credits Wagered for the Month.....	\$ 1,866,039	

Under penalties of perjury, I declare that I have examined this report, and to the best of my knowledge and belief, it is true and complete

December 9, 2020

DATE



Taalib-deen Muhammad

Operations Controller (008168-11)

TITLE (LICENSE NUMBER)

OCEAN CASINO RESORT AC

MONTHLY GROSS REVENUE REPORT

FOR THE MONTH OF NOVEMBER 2020

CASINO WIN - CURRENT MONTH

Line (a)	Type of Game (b)	Authorized Units (c)	Win or (Loss) (d)	Drop/Handle (e)	Win or (Loss) Percentage (f)
1	Table and Other Games	104	\$ 7,164,156	\$ 37,854,300	18.9%
2	Poker	0	\$ -		
3	Slot Machines	1,763	\$ 12,097,437	\$ 122,537,927	9.9%
4	Total Casino Win		\$ 19,261,593		

GROSS REVENUE

5	Year-to-Date Table and Other Games and Poker Win	\$ 49,349,001	
6	Year-to-Date Slot Machine Win	\$ 115,189,245	
7	Year-to-Date Total Casino Win		\$ 164,538,246
8	Adjustments		\$ -
9	Year-To-Date Gross Revenue		\$ 164,538,246
10	Authorized Casino Square Footage - End of Month	132,185	
11	Authorized Simulcasting Square Footage - End of Month	-	
12	Simulcasting Revenue for the Month.....	\$ -	
13	Simulcasting Handle for the Month.....	\$ -	
14	Promotional Gaming Credits Wagered for the Month.....	\$ 3,004,934	

Under penalties of perjury, I declare that I have examined this report, and to the best of my knowledge and belief, it is true and complete

12/9/2020

DATE



Rita Smith

Operational Accounting Controller #010293-1

Title (License #)

RESORTS CASINO HOTEL (DGMB CASINO LLC)

MONTHLY GROSS REVENUE REPORT

FOR THE MONTH OF NOVEMBER 2020

CASINO WIN - CURRENT MONTH

Line (a)	Type of Game (b)	Authorized Units (c)	Win or (Loss) (d)	Drop/Handle (e)	Win or (Loss) Percentage (f)
1	Table and Other Games	73	\$ 2,874,467	\$ 18,820,189	15.3%
2	Poker	0	\$ -		
3	Slot Machines	1,377	\$ 6,049,451	\$ 67,616,972	8.9%
4	Total Casino Win		\$ 8,923,918		

GROSS REVENUE


5	Year-to-Date Table and Other Games and Poker Win	\$ 23,613,641
6	Year-to-Date Slot Machine Win	\$ 68,751,529
7	Year-to-Date Total Casino Win	\$ 92,365,170
8	Adjustments	\$ -
9	Year-To-Date Gross Revenue	\$ 92,365,170

10	Authorized Casino Square Footage - End of Month	79,009
11	Authorized Simulcasting Square Footage - End of Month	-
12	Simulcasting Revenue for the Month.....	\$ -
13	Simulcasting Handle for the Month.....	\$ -
14	Promotional Gaming Credits Wagered for the Month.....	\$ 1,256,148

Under penalties of perjury, I declare that I have examined this report, and to the best of my knowledge and belief, it is true and complete

December 9, 2020

DATE



Angela Tarnacki

Director Operational Accounting 010256-11

TITLE (LICENSE NUMBER)

TROPICANA CASINO & RESORT

MONTHLY GROSS REVENUE REPORT

FOR THE MONTH OF NOVEMBER 2020

CASINO WIN - CURRENT MONTH

Line (a)	Type of Game (b)	Authorized Units (c)	Win or (Loss) (d)	Drop/Handle (e)	Win or (Loss) Percentage (f)
1	Table and Other Games	102	\$ 3,272,615	\$ 20,837,076	15.7%
2	Poker	18	\$ -		
3	Slot Machines	2,357	\$ 10,522,894	\$ 113,956,379	9.2%
4	Total Casino Win		\$ 13,795,509		

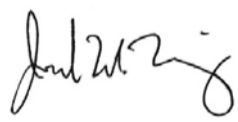
GROSS REVENUE

5	Year-to-Date Table and Other Games and Poker Win	\$ 32,317,563	
6	Year-to-Date Slot Machine Win	\$ 113,651,206	
7	Year-to-Date Total Casino Win		\$ 145,968,769
8	Adjustments		\$ -
9	Year-To-Date Gross Revenue		\$ 145,968,769
10	Authorized Casino Square Footage - End of Month	121,909	
11	Authorized Simulcasting Square Footage - End of Month	-	
12	Simulcasting Revenue for the Month.....	\$ -	
13	Simulcasting Handle for the Month.....	\$ -	
14	Promotional Gaming Credits Wagered for the Month.....	\$ 1,886,284	

Under penalties of perjury, I declare that I have examined this report, and to the best of my knowledge and belief, it is true and complete

December 8, 2020

DATE



Joseph Uhing

Casino Controller 2835-11

TITLE (LICENSE NUMBER)