

PREMIER ENTERTAINMENT AC, LLC DBA BALLY'S AC

MONTHLY GROSS REVENUE REPORT

FOR THE MONTH OF DECEMBER 2020

CASINO WIN - CURRENT MONTH

Line (a)	Type of Game (b)	Authorized Units (c)	Win or (Loss) (d)	Drop/Handle (e)	Win or (Loss) Percentage (f)
1	Table and Other Games	93	\$ 3,326,524	\$ 20,298,886	16.4%
2	Poker	0	\$ -		
3	Slot Machines	1,481	\$ 3,718,875	\$ 41,720,152	8.9%
4	Total Casino Win		\$ 7,045,399		

GROSS REVENUE

5	Year-to-Date Table and Other Games and Poker Win	\$ 3,906,645	
6	Year-to-Date Slot Machine Win	\$ 5,416,952	
7	Year-to-Date Total Casino Win		\$ 9,323,597
8	Adjustments		\$ -
9	Year-To-Date Gross Revenue		\$ 9,323,597
10	Authorized Casino Square Footage - End of Month	83,569	
11	Authorized Simulcasting Square Footage - End of Month	-	
12	Simulcasting Revenue for the Month.....	\$ -	
13	Simulcasting Handle for the Month.....	\$ -	
14	Promotional Gaming Credits Wagered for the Month.....	\$ 787,908	

Under penalties of perjury, I declare that I have examined this report, and to the best of my knowledge and belief, it is true and complete.

1/7/2021

DATE



NIEL CAFONE

OPERATIONS CONTROLLER (1861-11)

TITLE (LICENSE NUMBER)

BORGATA HOTEL CASINO & SPA
MONTHLY GROSS REVENUE REPORT
 FOR THE MONTH OF December, 2020

CASINO WIN - CURRENT MONTH

Line (a)	Type of Game (b)	Authorized Units (c)	Win or (Loss) (d)	Drop/Handle (e)	Win or (Loss) Percentage (f)
1	Table and Other Games	189	\$ 11,690,017	\$ 65,552,293	17.8%
2	Poker	74	\$ 1,466,496		
3	Slot Machines	2,856	\$ 26,486,795	\$ 289,472,211	9.2%
4	Total Casino Win		\$ 39,643,308		

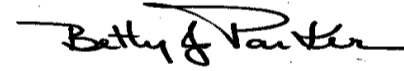
GROSS REVENUE

5	Year-to-Date Table and Other Games and Poker Win	\$ 99,189,749	
6	Year-to-Date Slot Machine Win	\$ 238,393,923	
7	Year-to-Date Total Casino Win		\$ 337,583,672
8	Adjustments		\$ -
9	Year-To-Date Gross Revenue		\$ 337,583,672
10	Authorized Casino Square Footage - End of Month	136,771	
11	Authorized Simulcasting Square Footage - End of Month	23,620	
12	Simulcasting Revenue for the Month.....	\$ 96,116	
13	Simulcasting Handle for the Month.....	\$ 1,133,286	
14	Promotional Gaming Credits Wagered for the Month.....	\$ 5,240,991	

Under penalties of perjury, I declare that I have examined this report, and to the best of my knowledge and belief, it is true and complete.

January 7, 2021

DATE



Betty J. Parker

Casino Controller 8038-11

TITLE (LICENSE NUMBER)

CAESARS ATLANTIC CITY

MONTHLY GROSS REVENUE REPORT

FOR THE MONTH OF DECEMBER, 2020

CASINO WIN - CURRENT MONTH

Line (a)	Type of Game (b)	Authorized Units (c)	Win or (Loss) (d)	Drop/Handle (e)	Win or (Loss) Percentage (f)
1	Table and Other Games	153	\$ 5,028,019	\$ 30,137,446	16.7%
2	Poker	0	\$ -		
3	Slot Machines	2,125	\$ 8,922,649	\$ 93,172,263	9.6%
4	Total Casino Win		\$ 13,950,668		

GROSS REVENUE

5	Year-to-Date Table and Other Games and Poker Win	\$ 46,502,163
6	Year-to-Date Slot Machine Win	\$ 104,680,910
7	Year-to-Date Total Casino Win	\$ 151,183,073
8	Adjustments	\$ 1,532
9	Year-To-Date Gross Revenue	\$ 151,184,605
10	Authorized Casino Square Footage - End of Month	113,448
11	Authorized Simulcasting Square Footage - End of Month	-
12	Simulcasting Revenue for the Month.....	\$ -
13	Simulcasting Handle for the Month.....	\$ -
14	Promotional Gaming Credits Wagered for the Month.....	\$ 1,549,418

Under penalties of perjury, I declare that I have examined this report, and to the best of my knowledge and belief, it is true and complete.

JANUARY 8, 2021

DATE



Angela Bianchini

OPERATIONS CONTROLLER(8454-11)

TITLE (LICENSE NUMBER)

GOLDEN NUGGET

MONTHLY GROSS REVENUE REPORT

FOR THE MONTH OF DECEMBER, 2020

CASINO WIN - CURRENT MONTH

Line (a)	Type of Game (b)	Authorized Units (c)	Win or (Loss) (d)	Drop/Handle (e)	Win or (Loss) Percentage (f)
1	Table and Other Games	70	\$ 1,405,533	\$ 11,086,543	12.7%
2	Poker	9	\$ -		
3	Slot Machines	1,245	\$ 6,774,760	\$ 73,568,145	9.2%
4	Total Casino Win		\$ 8,180,293		

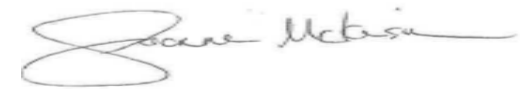
GROSS REVENUE

5	Year-to-Date Table and Other Games and Poker Win	\$ 20,925,367	
6	Year-to-Date Slot Machine Win	\$ 74,123,169	
7	Year-to-Date Total Casino Win		\$ 95,048,536
8	Adjustments		\$ 9,441
9	Year-To-Date Gross Revenue		\$ 95,057,977
10	Authorized Casino Square Footage - End of Month	78,464	
11	Authorized Simulcasting Square Footage - End of Month	-	
12	Simulcasting Revenue for the Month.....	\$ -	
13	Simulcasting Handle for the Month.....	\$ -	
14	Promotional Gaming Credits Wagered for the Month.....	\$ 705,138	

Under penalties of perjury, I declare that I have examined this report, and to the best of my knowledge and belief, it is true and complete

January 8, 2021

DATE



Joanne McKensie

Director of Finance/Controller 1231.11

HARD ROCK ATLANTIC CITY

MONTHLY GROSS REVENUE REPORT

FOR THE MONTH OF DECEMBER, 2020

CASINO WIN - CURRENT MONTH

Amended April 12, 2021

Line (a)	Type of Game (b)	Authorized Units (c)	Win or (Loss) (d)	Drop/Handle (e)	Win or (Loss) Percentage (f)
1	Table and Other Games	154	\$ 10,445,789	\$ 56,400,635	18.5%
2	Poker	0	\$ -		
3	Slot Machines	2,229	\$ 15,867,534	\$ 171,448,618	9.3%
4	Total Casino Win		\$ 26,313,323		

GROSS REVENUE

5	Year-to-Date Table and Other Games and Poker Win	\$ 74,665,767	
6	Year-to-Date Slot Machine Win	\$ 150,162,156	
7	Year-to-Date Total Casino Win	\$ 224,827,923	
8	Adjustments	\$ 75,884	
9	Year-To-Date Gross Revenue	\$ 224,903,807	
10	Authorized Casino Square Footage - End of Month	122,771	
11	Authorized Simulcasting Square Footage - End of Month	-	
12	Simulcasting Revenue for the Month.....	\$ -	
13	Simulcasting Handle for the Month.....	\$ -	
14	Promotional Gaming Credits Wagered for the Month.....	\$ 3,391,579	

Under penalties of perjury, I declare that I have examined this report, and to the best of my knowledge and belief, it is true and complete

April 12, 2021

DATE



BOB ALLEN

CASINO CONTROLLER 9869-11
TITLE (LICENSE NUMBER)

HARRAH'S RESORT ATLANTIC CITY
MONTHLY GROSS REVENUE REPORT
 FOR THE MONTH OF DECEMBER, 2020

CASINO WIN - CURRENT MONTH

Line (a)	Type of Game (b)	Authorized Units (c)	Win or (Loss) (d)	Drop/Handle (e)	Win or (Loss) Percentage (f)
1	Table and Other Games	120	\$ 3,209,617	\$ 15,776,350	20.3%
2	Poker	37	\$ 41,235		
3	Slot Machines	2,036	\$ 8,881,675	\$ 115,498,436	7.7%
4	Total Casino Win		\$ 12,132,527		

GROSS REVENUE

5	Year-to-Date Table and Other Games and Poker Win	\$ 38,282,286
6	Year-to-Date Slot Machine Win	\$ 127,661,636
7	Year-to-Date Total Casino Win	\$ 165,943,922
8	Adjustments	\$ -
9	Year-To-Date Gross Revenue	\$ 165,943,922

10	Authorized Casino Square Footage - End of Month	156,284
11	Authorized Simulcasting Square Footage - End of Month	-
12	Simulcasting Revenue for the Month.....	\$ -
13	Simulcasting Handle for the Month.....	\$ -
14	Promotional Gaming Credits Wagered for the Month.....	\$ 1,589,056

Under penalties of perjury, I declare that I have examined this report, and to the best of my knowledge and belief, it is true and complete.

January 8, 2021

DATE



Taalib-deen Muhammad

Operations Controller (008168-11)

TITLE (LICENSE NUMBER)

OCEAN CASINO RESORT AC

MONTHLY GROSS REVENUE REPORT

FOR THE MONTH OF DECEMBER 2020

CASINO WIN - CURRENT MONTH

Line (a)	Type of Game (b)	Authorized Units (c)	Win or (Loss) (d)	Drop/Handle (e)	Win or (Loss) Percentage (f)
1	Table and Other Games	104	\$ 7,356,669	\$ 38,918,476	18.9%
2	Poker	0	\$ -		
3	Slot Machines	1,778	\$ 11,672,306	\$ 115,723,888	10.1%
4	Total Casino Win		\$ 19,028,975		

GROSS REVENUE

5	Year-to-Date Table and Other Games and Poker Win	\$ 56,705,670	
6	Year-to-Date Slot Machine Win	\$ 126,861,551	
7	Year-to-Date Total Casino Win		\$ 183,567,221
8	Adjustments		\$ -
9	Year-To-Date Gross Revenue		\$ 183,567,221
10	Authorized Casino Square Footage - End of Month	132,185	
11	Authorized Simulcasting Square Footage - End of Month	-	
12	Simulcasting Revenue for the Month.....	\$ -	
13	Simulcasting Handle for the Month.....	\$ -	
14	Promotional Gaming Credits Wagered for the Month.....	\$ 2,925,898	

Under penalties of perjury, I declare that I have examined this report, and to the best of my knowledge and belief, it is true and complete

1/8/2021

DATE



Rita Smith

Operational Accounting Controller #010293-1

Title (License #)

RESORTS CASINO HOTEL (DGMB CASINO LLC)
MONTHLY GROSS REVENUE REPORT
FOR THE MONTH OF DECEMBER 2020

CASINO WIN - CURRENT MONTH

Line (a)	Type of Game (b)	Authorized Units (c)	Win or (Loss) (d)	Drop/Handle (e)	Win or (Loss) Percentage (f)
1	Table and Other Games	73	\$ 1,702,510	\$ 17,786,226	9.6%
2	Poker	0	\$ -		
3	Slot Machines	1,376	\$ 5,474,948	\$ 61,283,612	8.9%
4	Total Casino Win		\$ 7,177,458		

GROSS REVENUE

5	Year-to-Date Table and Other Games and Poker Win	\$ 25,316,151	
6	Year-to-Date Slot Machine Win	\$ 74,226,477	
7	Year-to-Date Total Casino Win		\$ 99,542,628
8	Adjustments		\$ -
9	Year-To-Date Gross Revenue		\$ 99,542,628
10	Authorized Casino Square Footage - End of Month	79,009	
11	Authorized Simulcasting Square Footage - End of Month	-	
12	Simulcasting Revenue for the Month.....	\$ -	
13	Simulcasting Handle for the Month.....	\$ -	
14	Promotional Gaming Credits Wagered for the Month.....	\$ 1,137,175	

Under penalties of perjury, I declare that I have examined this report, and to the best of my knowledge and belief, it is true and complete.

January 8, 2021

DATE



Angela Tarnacki

Director Operational Accounting 010256-11
 TITLE (LICENSE NUMBER)

TROPICANA CASINO & RESORT

MONTHLY GROSS REVENUE REPORT

FOR THE MONTH OF DECEMBER 2020

CASINO WIN - CURRENT MONTH

Amended May 18, 2021

Line (a)	Type of Game (b)	Authorized Units (c)	Win or (Loss) (d)	Drop/Handle (e)	Win or (Loss) Percentage (f)
1	Table and Other Games	102	\$ 2,990,358	\$ 21,496,379	13.9%
2	Poker	18	\$ -		
3	Slot Machines	2,357	\$ 10,611,850	\$ 112,041,808	9.5%
4	Total Casino Win		\$ 13,602,208		

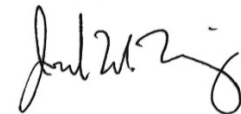
GROSS REVENUE

5	Year-to-Date Table and Other Games and Poker Win	\$ 35,307,921	
6	Year-to-Date Slot Machine Win	\$ 124,263,056	
7	Year-to-Date Total Casino Win		\$ 159,570,977
8	Adjustments		\$ -
9	Year-To-Date Gross Revenue		\$ 159,570,977
10	Authorized Casino Square Footage - End of Month	121,909	
11	Authorized Simulcasting Square Footage - End of Month	-	
12	Simulcasting Revenue for the Month.....	\$ -	
13	Simulcasting Handle for the Month.....	\$ -	
14	Promotional Gaming Credits Wagered for the Month.....	\$ 1,911,059	

Under penalties of perjury, I declare that I have examined this report, and to the best of my knowledge and belief, it is true and complete

May 18, 2021

DATE



Joseph Uhing

Casino Controller 2835-11

TITLE (LICENSE NUMBER)