

PREMIER ENTERTAINMENT AC, LLC DBA BALLY'S AC

MONTHLY GROSS REVENUE REPORT

FOR THE MONTH OF APRIL 2021

CASINO WIN - CURRENT MONTH

Line (a)	Type of Game (b)	Authorized Units (c)	Win or (Loss) (d)	Drop/Handle (e)	Win or (Loss) Percentage (f)
1	Table and Other Games	88	\$ 4,112,328	\$ 29,467,577	14.0%
2	Poker	0	\$ -		
3	Slot Machines	1,479	\$ 6,882,799	\$ 67,842,496	10.1%
4	Total Casino Win		\$ 10,995,127		

GROSS REVENUE

5	Year-to-Date Table and Other Games and Poker Win	\$ 14,669,526	
6	Year-to-Date Slot Machine Win	\$ 21,793,579	
7	Year-to-Date Total Casino Win		\$ 36,463,105
8	Adjustments		\$ -
9	Year-To-Date Gross Revenue		\$ 36,463,105
10	Authorized Casino Square Footage - End of Month	83,569	
11	Authorized Simulcasting Square Footage - End of Month	-	
12	Simulcasting Revenue for the Month.....	\$ -	
13	Simulcasting Handle for the Month.....	\$ -	
14	Promotional Gaming Credits Wagered for the Month.....	\$ 1,144,293	

Under penalties of perjury, I declare that I have examined this report, and to the best of my knowledge and belief, it is true and complete.

5/7/2021
DATE



NIEL CAFONE

OPERATIONS CONTROLLER (1861-11)
TITLE (LICENSE NUMBER)

BORGATA HOTEL CASINO & SPA
MONTHLY GROSS REVENUE REPORT
 FOR THE MONTH OF April, 2021

CASINO WIN - CURRENT MONTH

Line (a)	Type of Game (b)	Authorized Units (c)	Win or (Loss) (d)	Drop/Handle (e)	Win or (Loss) Percentage (f)
1	Table and Other Games	189	\$ 10,160,336	\$ 58,560,164	17.4%
2	Poker	74	\$ 1,177,221		
3	Slot Machines	2,856	\$ 27,190,751	\$ 300,789,946	9.0%
4	Total Casino Win		\$ 38,528,308		

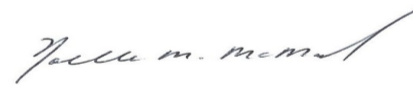
GROSS REVENUE

5	Year-to-Date Table and Other Games and Poker Win	\$ 47,284,120	
6	Year-to-Date Slot Machine Win	\$ 112,970,262	
7	Year-to-Date Total Casino Win		\$ 160,254,382
8	Adjustments		\$ -
9	Year-To-Date Gross Revenue		\$ 160,254,382
10	Authorized Casino Square Footage - End of Month	136,771	
11	Authorized Simulcasting Square Footage - End of Month	23,620	
12	Simulcasting Revenue for the Month.....	\$ 129,131	
13	Simulcasting Handle for the Month.....	\$ 1,636,983	
14	Promotional Gaming Credits Wagered for the Month.....	\$ 6,820,870	

Under penalties of perjury, I declare that I have examined this report, and to the best of my knowledge and belief, it is true and complete.

May 9, 2021

DATE



Noelle M. McManus

Casino Controller 9751-11

TITLE (LICENSE NUMBER)

CAESARS ATLANTIC CITY

MONTHLY GROSS REVENUE REPORT

FOR THE MONTH OF APRIL, 2021

CASINO WIN - CURRENT MONTH

Line (a)	Type of Game (b)	Authorized Units (c)	Win or (Loss) (d)	Drop/Handle (e)	Win or (Loss) Percentage (f)
1	Table and Other Games	134	\$ 4,740,690	\$ 32,675,579	14.5%
2	Poker	0	\$ -		
3	Slot Machines	2,109	\$ 14,110,519	\$ 149,073,091	9.5%
4	Total Casino Win		\$ 18,851,209		

GROSS REVENUE

5	Year-to-Date Table and Other Games and Poker Win	\$ 19,490,893
6	Year-to-Date Slot Machine Win	\$ 45,608,053
7	Year-to-Date Total Casino Win	\$ 65,098,946
8	Adjustments	\$ 26,238
9	Year-To-Date Gross Revenue	\$ 65,125,184
10	Authorized Casino Square Footage - End of Month	113,448
11	Authorized Simulcasting Square Footage - End of Month	-
12	Simulcasting Revenue for the Month.....	\$ -
13	Simulcasting Handle for the Month.....	\$ -
14	Promotional Gaming Credits Wagered for the Month.....	\$ 2,218,109

Under penalties of perjury, I declare that I have examined this report, and to the best of my knowledge and belief, it is true and complete.

May 7, 2021
DATE



Angela Bianchini

OPERATIONS CONTROLLER(8454-11)
TITLE (LICENSE NUMBER)

GOLDEN NUGGET

MONTHLY GROSS REVENUE REPORT

FOR THE MONTH OF APRIL, 2021

CASINO WIN - CURRENT MONTH

Line (a)	Type of Game (b)	Authorized Units (c)	Win or (Loss) (d)	Drop/Handle (e)	Win or (Loss) Percentage (f)
1	Table and Other Games	72	\$ 1,991,992	\$ 11,494,046	17.3%
2	Poker	9	\$ -		
3	Slot Machines	1,188	\$ 9,014,313	\$ 92,650,918	9.7%
4	Total Casino Win		\$ 11,006,305		

GROSS REVENUE

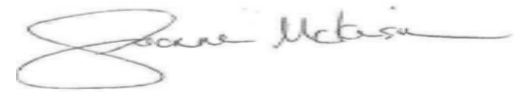
5	Year-to-Date Table and Other Games and Poker Win	\$ 7,418,178	
6	Year-to-Date Slot Machine Win	\$ 33,196,982	
7	Year-to-Date Total Casino Win		\$ 40,615,160
8	Adjustments		\$ (41,893)
9	Year-To-Date Gross Revenue		\$ 40,573,267

10	Authorized Casino Square Footage - End of Month	78,464
11	Authorized Simulcasting Square Footage - End of Month	-
12	Simulcasting Revenue for the Month.....	\$ -
13	Simulcasting Handle for the Month.....	\$ -
14	Promotional Gaming Credits Wagered for the Month.....	\$ 1,476,164

Under penalties of perjury, I declare that I have examined this report, and to the best of my knowledge and belief, it is true and complete

May 6, 2021

DATE



Joanne McKensie

Director of Finance/Controller 1231.11

HARD ROCK ATLANTIC CITY

MONTHLY GROSS REVENUE REPORT

FOR THE MONTH OF APRIL, 2021

CASINO WIN - CURRENT MONTH

Line (a)	Type of Game (b)	Authorized Units (c)	Win or (Loss) (d)	Drop/Handle (e)	Win or (Loss) Percentage (f)
1	Table and Other Games	149	\$ 12,519,127	\$ 72,399,359	17.3%
2	Poker	0	\$ -		
3	Slot Machines	2,186	\$ 22,712,543	\$ 237,896,655	9.5%
4	Total Casino Win		\$ 35,231,670		

GROSS REVENUE

5	Year-to-Date Table and Other Games and Poker Win	\$ 37,546,370	
6	Year-to-Date Slot Machine Win	\$ 78,608,514	
7	Year-to-Date Total Casino Win		\$ 116,154,884
8	Adjustments		\$ -
9	Year-To-Date Gross Revenue		\$ 116,154,884
10	Authorized Casino Square Footage - End of Month	122,771	
11	Authorized Simulcasting Square Footage - End of Month	-	
12	Simulcasting Revenue for the Month.....	\$ -	
13	Simulcasting Handle for the Month.....	\$ -	
14	Promotional Gaming Credits Wagered for the Month.....	\$ 4,211,078	

Under penalties of perjury, I declare that I have examined this report, and to the best of my knowledge and belief, it is true and complete

April 9, 2021

DATE



Bob Allen

V.P. of Finance 6793-11
TITLE (LICENSE NUMBER)

HARRAH'S RESORT ATLANTIC CITY

MONTHLY GROSS REVENUE REPORT

FOR THE MONTH OF APRIL, 2021

CASINO WIN - CURRENT MONTH

Line (a)	Type of Game (b)	Authorized Units (c)	Win or (Loss) (d)	Drop/Handle (e)	Win or (Loss) Percentage (f)
1	Table and Other Games	136	\$ 4,842,845	\$ 26,419,364	18.3%
2	Poker	28	\$ 356,157		
3	Slot Machines	1,967	\$ 15,551,448	\$ 179,047,602	8.7%
4	Total Casino Win		\$ 20,750,450		

GROSS REVENUE

5	Year-to-Date Table and Other Games and Poker Win	\$ 16,655,143	
6	Year-to-Date Slot Machine Win	\$ 51,625,221	
7	Year-to-Date Total Casino Win		\$ 68,280,364
8	Adjustments		\$ -
9	Year-To-Date Gross Revenue		\$ 68,280,364
10	Authorized Casino Square Footage - End of Month	156,284	
11	Authorized Simulcasting Square Footage - End of Month	-	
12	Simulcasting Revenue for the Month.....	\$ -	
13	Simulcasting Handle for the Month.....	\$ -	
14	Promotional Gaming Credits Wagered for the Month.....	\$ 2,038,488	

Under penalties of perjury, I declare that I have examined this report, and to the best of my knowledge and belief, it is true and complete

May 7, 2021

DATE



Taalib-deen Muhammad

Operations Controller (008168-11)

TITLE (LICENSE NUMBER)

OCEAN CASINO RESORT AC

MONTHLY GROSS REVENUE REPORT

FOR THE MONTH OF APRIL 2021

CASINO WIN - CURRENT MONTH

Line (a)	Type of Game (b)	Authorized Units (c)	Win or (Loss) (d)	Drop/Handle (e)	Win or (Loss) Percentage (f)
1	Table and Other Games	90	\$ 5,148,707	\$ 40,358,155	12.8%
2	Poker	0	\$ -		
3	Slot Machines	1,532	\$ 16,991,357	\$ 170,842,200	9.9%
4	Total Casino Win		\$ 22,140,064		

GROSS REVENUE

5	Year-to-Date Table and Other Games and Poker Win	\$ 21,477,403	
6	Year-to-Date Slot Machine Win	\$ 60,123,310	
7	Year-to-Date Total Casino Win		\$ 81,600,713
8	Adjustments		\$ -
9	Year-To-Date Gross Revenue		\$ 81,600,713
10	Authorized Casino Square Footage - End of Month	134,955	
11	Authorized Simulcasting Square Footage - End of Month	-	
12	Simulcasting Revenue for the Month.....	\$ -	
13	Simulcasting Handle for the Month.....	\$ -	
14	Promotional Gaming Credits Wagered for the Month.....	\$ 3,550,195	

Under penalties of perjury, I declare that I have examined this report, and to the best of my knowledge and belief, it is true and complete

5/7/2021

DATE



Rita Smith

Operational Accounting Controller #010293-1

Title (License #)

RESORTS CASINO HOTEL (DGMB CASINO LLC)
MONTHLY GROSS REVENUE REPORT
FOR THE MONTH OF APRIL 2021

CASINO WIN - CURRENT MONTH

Line (a)	Type of Game (b)	Authorized Units (c)	Win or (Loss) (d)	Drop/Handle (e)	Win or (Loss) Percentage (f)
1	Table and Other Games	73	\$ 2,918,192	\$ 20,579,052	14.2%
2	Poker	0	\$ -		
3	Slot Machines	1,359	\$ 10,041,177	\$ 106,932,101	9.4%
4	Total Casino Win		\$ 12,959,369		

GROSS REVENUE

5	Year-to-Date Table and Other Games and Poker Win	\$ 10,304,123	
6	Year-to-Date Slot Machine Win	\$ 34,029,379	
7	Year-to-Date Total Casino Win		\$ 44,333,502
8	Adjustments		\$ -
9	Year-To-Date Gross Revenue		\$ 44,333,502
10	Authorized Casino Square Footage - End of Month	79,009	
11	Authorized Simulcasting Square Footage - End of Month	-	
12	Simulcasting Revenue for the Month.....	\$ -	
13	Simulcasting Handle for the Month.....	\$ -	
14	Promotional Gaming Credits Wagered for the Month.....	\$ 1,510,890	

Under penalties of perjury, I declare that I have examined this report, and to the best of my knowledge and belief, it is true and complete

May 9, 2021

DATE



Angela Tarnacki

Director Operational Accounting 010256-11
 TITLE (LICENSE NUMBER)

TROPICANA CASINO & RESORT

MONTHLY GROSS REVENUE REPORT

FOR THE MONTH OF APRIL 2021

CASINO WIN - CURRENT MONTH

Line (a)	Type of Game (b)	Authorized Units (c)	Win or (Loss) (d)	Drop/Handle (e)	Win or (Loss) Percentage (f)
1	Table and Other Games	102	\$ 3,634,246	\$ 25,206,081	14.4%
2	Poker	18	\$ -		
3	Slot Machines	2,347	\$ 15,524,640	\$ 159,050,154	9.8%
4	Total Casino Win		\$ 19,158,886		

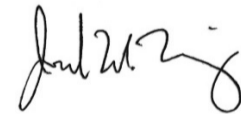
GROSS REVENUE

5	Year-to-Date Table and Other Games and Poker Win	\$ 14,525,907	
6	Year-to-Date Slot Machine Win	\$ 55,418,956	
7	Year-to-Date Total Casino Win		\$ 69,944,863
8	Adjustments		\$ 7,160
9	Year-To-Date Gross Revenue		\$ 69,952,023
10	Authorized Casino Square Footage - End of Month	121,909	
11	Authorized Simulcasting Square Footage - End of Month	-	
12	Simulcasting Revenue for the Month.....	\$ -	
13	Simulcasting Handle for the Month.....	\$ -	
14	Promotional Gaming Credits Wagered for the Month.....	\$ 2,535,570	

Under penalties of perjury, I declare that I have examined this report, and to the best of my knowledge and belief, it is true and complete

May 10, 2021

DATE



Joseph Uhing

Casino Controller 2835-11

TITLE (LICENSE NUMBER)