

**PREMIER ENTERTAINMENT AC, LLC DBA BALLY'S AC**  
**MONTHLY GROSS REVENUE REPORT**  
**FOR THE MONTH OF AUGUST 2021**

**CASINO WIN - CURRENT MONTH**

Line (a)	Type of Game (b)	Authorized Units (c)	Win or (Loss) (d)	Drop/Handle (e)	Win or (Loss) Percentage (f)
1	Table and Other Games	81	\$ 4,924,999	\$ 38,579,189	12.8%
2	Poker	0	\$ -		
3	Slot Machines	1,422	\$ 10,534,213	\$ 106,982,627	9.8%
4	Total Casino Win		\$ 15,459,212		

**GROSS REVENUE**

5	Year-to-Date Table and Other Games and Poker Win .....	\$ 33,054,205	
6	Year-to-Date Slot Machine Win .....	\$ 58,724,947	
7	Year-to-Date Total Casino Win .....		\$ 91,779,152
8	Adjustments .....		\$ -
9	Year-To-Date Gross Revenue .....		\$ 91,779,152
10	Authorized Casino Square Footage - End of Month .....	83,869	
11	Authorized Simulcasting Square Footage - End of Month .....	-	
12	Simulcasting Revenue for the Month.....	\$ -	
13	Simulcasting Handle for the Month.....	\$ -	
14	Promotional Gaming Credits Wagered for the Month.....	\$ 2,052,595	

Under penalties of perjury, I declare that I have examined this report, and to the best of my knowledge and belief, it is true and complete.

9/7/2021

DATE



NIEL CAFONE

OPERATIONS CONTROLLER (1861-11)

TITLE (LICENSE NUMBER)

**BORGATA HOTEL CASINO & SPA**  
**MONTHLY GROSS REVENUE REPORT**  
 FOR THE MONTH OF August, 2021

**CASINO WIN - CURRENT MONTH**

Line (a)	Type of Game (b)	Authorized Units (c)	Win or (Loss) (d)	Drop/Handle (e)	Win or (Loss) Percentage (f)
1	Table and Other Games	176	\$ 9,052,908	\$ 92,614,973	9.8%
2	Poker	73	\$ 1,287,267		
3	Slot Machines	2,876	\$ 41,721,816	\$ 470,135,400	8.9%
4	Total Casino Win		\$ 52,061,991		

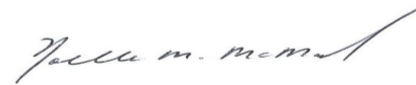
**GROSS REVENUE**

5	Year-to-Date Table and Other Games and Poker Win .....	\$ 113,305,217	
6	Year-to-Date Slot Machine Win .....	\$ 268,141,554	
7	Year-to-Date Total Casino Win .....		\$ 381,446,771
8	Adjustments .....		\$ (256,637)
9	Year-To-Date Gross Revenue .....		\$ 381,190,134
10	Authorized Casino Square Footage - End of Month .....	136,771	
11	Authorized Simulcasting Square Footage - End of Month .....	23,620	
12	Simulcasting Revenue for the Month.....	\$ 130,651	
13	Simulcasting Handle for the Month.....	\$ 1,621,551	
14	Promotional Gaming Credits Wagered for the Month.....	\$ 5,646,670	

Under penalties of perjury, I declare that I have examined this report, and to the best of my knowledge and belief, it is true and complete.

September 9, 2021

DATE



Noelle M. McManus

Casino Controller 9751-11

TITLE (LICENSE NUMBER)

**CAESARS ATLANTIC CITY**  
**MONTHLY GROSS REVENUE REPORT**  
**FOR THE MONTH OF AUGUST, 2021**

**CASINO WIN - CURRENT MONTH**

Line (a)	Type of Game (b)	Authorized Units (c)	Win or (Loss) (d)	Drop/Handle (e)	Win or (Loss) Percentage (f)
1	Table and Other Games	134	\$ 6,333,920	\$ 41,484,665	15.3%
2	Poker	0	\$ -		
3	Slot Machines	1,894	\$ 18,477,370	\$ 195,429,362	9.5%
4	Total Casino Win		\$ 24,811,290		


**GROSS REVENUE**

5	Year-to-Date Table and Other Games and Poker Win .....	\$ 45,145,110
6	Year-to-Date Slot Machine Win .....	\$ 113,255,852
7	Year-to-Date Total Casino Win .....	<b>\$ 158,400,962</b>
8	Adjustments .....	<b>\$ 26,238</b>
9	Year-To-Date Gross Revenue .....	<b>\$ 158,427,200</b>
10	Authorized Casino Square Footage - End of Month .....	113,448
11	Authorized Simulcasting Square Footage - End of Month .....	-
12	Simulcasting Revenue for the Month.....	\$ -
13	Simulcasting Handle for the Month.....	\$ -
14	Promotional Gaming Credits Wagered for the Month.....	\$ 2,422,023

Under penalties of perjury, I declare that I have examined this report, and to the best of my knowledge and belief, it is true and complete.

September 9, 2021

DATE



Angela Bianchini

OPERATIONS CONTROLLER(8454-11)

TITLE (LICENSE NUMBER)

# GOLDEN NUGGET

## MONTHLY GROSS REVENUE REPORT

### FOR THE MONTH OF AUGUST, 2021

#### CASINO WIN - CURRENT MONTH

Line (a)	Type of Game (b)	Authorized Units (c)	Win or (Loss) (d)	Drop/Handle (e)	Win or (Loss) Percentage (f)
1	Table and Other Games	78	\$ 3,470,573	\$ 17,648,564	19.7%
2	Poker	9	\$ -		
3	Slot Machines	1,201	\$ 12,428,554	\$ 126,237,963	9.8%
4	Total Casino Win		\$ 15,899,127		

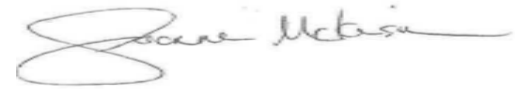
#### GROSS REVENUE

5	Year-to-Date Table and Other Games and Poker Win .....	\$ 17,510,776	
6	Year-to-Date Slot Machine Win .....	\$ 79,897,071	
7	Year-to-Date Total Casino Win .....		\$ 97,407,847
8	Adjustments .....		\$ (12,893)
9	Year-To-Date Gross Revenue .....		\$ 97,394,954
10	Authorized Casino Square Footage - End of Month .....	78,464	
11	Authorized Simulcasting Square Footage - End of Month .....	-	
12	Simulcasting Revenue for the Month.....	\$ -	
13	Simulcasting Handle for the Month.....	\$ -	
14	Promotional Gaming Credits Wagered for the Month.....	\$ 2,419,524	

Under penalties of perjury, I declare that I have examined this report, and to the best of my knowledge and belief, it is true and complete

September 8, 2021

DATE



Joanne McKensie

Director of Finance/Controller 1231.11

# HARD ROCK ATLANTIC CITY

## MONTHLY GROSS REVENUE REPORT

FOR THE MONTH OF AUGUST, 2021

### CASINO WIN - CURRENT MONTH

Line (a)	Type of Game (b)	Authorized Units (c)	Win or (Loss) (d)	Drop/Handle (e)	Win or (Loss) Percentage (f)
1	Table and Other Games	160	\$ 14,003,528	\$ 86,022,179	16.3%
2	Poker	0	\$ -		
3	Slot Machines	2,210	\$ 31,724,686	\$ 344,722,605	9.2%
4	Total Casino Win		\$ 45,728,214		

### GROSS REVENUE

5	Year-to-Date Table and Other Games and Poker Win .....	\$ 84,490,369	
6	Year-to-Date Slot Machine Win .....	\$ 195,276,099	
7	Year-to-Date Total Casino Win .....		\$ 279,766,468
8	Adjustments .....		\$ -
9	Year-To-Date Gross Revenue .....		\$ 279,766,468

10	Authorized Casino Square Footage - End of Month .....	122,771
11	Authorized Simulcasting Square Footage - End of Month .....	-
12	Simulcasting Revenue for the Month.....	\$ -
13	Simulcasting Handle for the Month.....	\$ -
14	Promotional Gaming Credits Wagered for the Month.....	\$ 5,972,690

Under penalties of perjury, I declare that I have examined this report, and to the best of my knowledge and belief, it is true and complete

September 9, 2021

DATE



Bob Allen

V.P. of Finance 6793-11  
TITLE (LICENSE NUMBER)

# HARRAH'S RESORT ATLANTIC CITY

## MONTHLY GROSS REVENUE REPORT

FOR THE MONTH OF AUGUST, 2021

### CASINO WIN - CURRENT MONTH

Line (a)	Type of Game (b)	Authorized Units (c)	Win or (Loss) (d)	Drop/Handle (e)	Win or (Loss) Percentage (f)
1	Table and Other Games	130	\$ 6,180,178	\$ 40,965,026	15.1%
2	Poker	28	\$ 356,464		
3	Slot Machines	1,833	\$ 21,388,177	\$ 254,056,027	8.4%
4	Total Casino Win		\$ 27,924,819		

### GROSS REVENUE

5	Year-to-Date Table and Other Games and Poker Win .....	\$ 40,318,759	
6	Year-to-Date Slot Machine Win .....	\$ 127,870,340	
7	Year-to-Date Total Casino Win .....		\$ 168,189,099
8	Adjustments .....		\$ -
9	Year-To-Date Gross Revenue .....		\$ 168,189,099
10	Authorized Casino Square Footage - End of Month .....	150,103	
11	Authorized Simulcasting Square Footage - End of Month .....	-	
12	Simulcasting Revenue for the Month.....	\$ -	
13	Simulcasting Handle for the Month.....	\$ -	
14	Promotional Gaming Credits Wagered for the Month.....	\$ 2,558,809	

Under penalties of perjury, I declare that I have examined this report, and to the best of my knowledge and belief, it is true and complete

September 8, 2021  
\_\_\_\_\_  
DATE

  
\_\_\_\_\_  
Taalib-deen Muhammad

Operations Controller (008168-11)  
\_\_\_\_\_  
TITLE (LICENSE NUMBER)

**OCEAN CASINO RESORT AC**  
**MONTHLY GROSS REVENUE REPORT**  
**FOR THE MONTH OF AUGUST 2021**

**CASINO WIN - CURRENT MONTH**

Line (a)	Type of Game (b)	Authorized Units (c)	Win or (Loss) (d)	Drop/Handle (e)	Win or (Loss) Percentage (f)
1	Table and Other Games	122	\$ 9,059,246	\$ 61,957,289	14.6%
2	Poker	0	\$ -		
3	Slot Machines	1,702	\$ 24,101,261	\$ 236,587,902	10.2%
4	Total Casino Win		\$ 33,160,507		

**GROSS REVENUE**

5	Year-to-Date Table and Other Games and Poker Win .....	\$ 47,905,747	
6	Year-to-Date Slot Machine Win .....	\$ 144,729,224	
7	Year-to-Date Total Casino Win .....		\$ 192,634,971
8	Adjustments .....		\$ -
9	Year-To-Date Gross Revenue .....		\$ 192,634,971
10	Authorized Casino Square Footage - End of Month .....	134,955	
11	Authorized Simulcasting Square Footage - End of Month .....	-	
12	Simulcasting Revenue for the Month.....	\$ -	
13	Simulcasting Handle for the Month.....	\$ -	
14	Promotional Gaming Credits Wagered for the Month.....	\$ 4,206,929	

Under penalties of perjury, I declare that I have examined this report, and to the best of my knowledge and belief, it is true and complete

September 9, 2021  
 \_\_\_\_\_  
 DATE



\_\_\_\_\_  
 Rita Smith  
 Operational Accounting Controller #010293-11  
 \_\_\_\_\_  
 Title (License #)

# RESORTS CASINO HOTEL (DGMB CASINO LLC)

## MONTHLY GROSS REVENUE REPORT

### FOR THE MONTH OF AUGUST 2021

#### CASINO WIN - CURRENT MONTH

Line (a)	Type of Game (b)	Authorized Units (c)	Win or (Loss) (d)	Drop/Handle (e)	Win or (Loss) Percentage (f)
1	Table and Other Games	71	\$ 3,249,447	\$ 27,513,779	11.8%
2	Poker	0	\$ -		
3	Slot Machines	1,350	\$ 15,175,015	\$ 156,130,704	9.7%
4	Total Casino Win		\$ 18,424,462		

#### GROSS REVENUE

5	Year-to-Date Table and Other Games and Poker Win .....	\$ 23,254,696
6	Year-to-Date Slot Machine Win .....	\$ 87,269,234
7	Year-to-Date Total Casino Win .....	<b>\$ 110,523,930</b>
8	Adjustments .....	\$ -
9	Year-To-Date Gross Revenue .....	<b>\$ 110,523,930</b>
10	Authorized Casino Square Footage - End of Month .....	79,009
11	Authorized Simulcasting Square Footage - End of Month .....	-
12	Simulcasting Revenue for the Month.....	\$ -
13	Simulcasting Handle for the Month.....	\$ -
14	Promotional Gaming Credits Wagered for the Month.....	\$ 2,126,769

Under penalties of perjury, I declare that I have examined this report, and to the best of my knowledge and belief, it is true and complete

September 10, 2021

DATE



Angela Tarnacki

Director Operational Accounting 010256-11  
TITLE (LICENSE NUMBER)



# TROPICANA CASINO & RESORT

## MONTHLY GROSS REVENUE REPORT

FOR THE MONTH OF AUGUST 2021

### CASINO WIN - CURRENT MONTH

Line (a)	Type of Game (b)	Authorized Units (c)	Win or (Loss) (d)	Drop/Handle (e)	Win or (Loss) Percentage (f)
1	Table and Other Games	104	\$ 6,219,020	\$ 33,658,117	18.5%
2	Poker	18	\$ 232,170		
3	Slot Machines	2,010	\$ 22,483,191	\$ 227,801,375	9.9%
4	Total Casino Win		\$ 28,934,381		

### GROSS REVENUE

5	Year-to-Date Table and Other Games and Poker Win .....	\$ 36,783,571	
6	Year-to-Date Slot Machine Win .....	\$ 132,784,057	
7	Year-to-Date Total Casino Win .....		\$ 169,567,628
8	Adjustments .....		\$ 7,160
9	Year-To-Date Gross Revenue .....		\$ 169,574,788
10	Authorized Casino Square Footage - End of Month .....	121,741	
11	Authorized Simulcasting Square Footage - End of Month .....	-	
12	Simulcasting Revenue for the Month.....	\$ -	
13	Simulcasting Handle for the Month.....	\$ -	
14	Promotional Gaming Credits Wagered for the Month.....	\$ 3,877,750	

Under penalties of perjury, I declare that I have examined this report, and to the best of my knowledge and belief, it is true and complete

September 10, 2021

DATE

*Charles Washington Jr*

Charles Washington, Jr.

Casino Controller 10475-11

TITLE (LICENSE NUMBER)