

# PREMIER ENTERTAINMENT AC, LLC DBA BALLY'S AC

## MONTHLY GROSS REVENUE REPORT

### FOR THE MONTH OF FEBRUARY 2021

#### CASINO WIN - CURRENT MONTH

Line (a)	Type of Game (b)	Authorized Units (c)	Win or (Loss) (d)	Drop/Handle (e)	Win or (Loss) Percentage (f)
1	Table and Other Games	93	\$ 2,920,544	\$ 18,948,156	15.4%
2	Poker	0	\$ -		
3	Slot Machines	1,480	\$ 4,043,561	\$ 38,925,379	10.4%
4	Total Casino Win		\$ 6,964,105		

#### GROSS REVENUE

5	Year-to-Date Table and Other Games and Poker Win .....	\$ 6,538,114	
6	Year-to-Date Slot Machine Win .....	\$ 9,034,100	
7	Year-to-Date Total Casino Win .....		<b>\$ 15,572,214</b>
8	Adjustments .....		\$ -
9	Year-To-Date Gross Revenue .....		<b>\$ 15,572,214</b>
10	Authorized Casino Square Footage - End of Month .....	83,569	
11	Authorized Simulcasting Square Footage - End of Month .....	-	
12	Simulcasting Revenue for the Month.....	\$ -	
13	Simulcasting Handle for the Month.....	\$ -	
14	Promotional Gaming Credits Wagered for the Month.....	\$ 965,444	

Under penalties of perjury, I declare that I have examined this report, and to the best of my knowledge and belief, it is true and complete.

3/9/2021

DATE



NIEL CAFONE

OPERATIONS CONTROLLER (1861-11)

TITLE (LICENSE NUMBER)

**BORGATA HOTEL CASINO & SPA**  
**MONTHLY GROSS REVENUE REPORT**  
 FOR THE MONTH OF February, 2021

**CASINO WIN - CURRENT MONTH**

Line (a)	Type of Game (b)	Authorized Units (c)	Win or (Loss) (d)	Drop/Handle (e)	Win or (Loss) Percentage (f)
1	Table and Other Games	189	\$ 9,745,117	\$ 56,324,150	17.3%
2	Poker	68	\$ 1,013,521		
3	Slot Machines	2,856	\$ 26,195,624	\$ 295,239,539	8.9%
4	Total Casino Win		\$ 36,954,262		

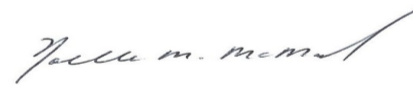
**GROSS REVENUE**

5	Year-to-Date Table and Other Games and Poker Win .....	\$ 21,748,273	
6	Year-to-Date Slot Machine Win .....	\$ 53,450,607	
7	Year-to-Date Total Casino Win .....		\$ 75,198,880
8	Adjustments .....		\$ -
9	Year-To-Date Gross Revenue .....		\$ 75,198,880
10	Authorized Casino Square Footage - End of Month .....	136,771	
11	Authorized Simulcasting Square Footage - End of Month .....	23,620	
12	Simulcasting Revenue for the Month.....	\$ 100,225	
13	Simulcasting Handle for the Month.....	\$ 1,227,856	
14	Promotional Gaming Credits Wagered for the Month.....	\$ 4,893,029	

Under penalties of perjury, I declare that I have examined this report, and to the best of my knowledge and belief, it is true and complete.

March 8, 2021

DATE



Noelle M. McManus

Casino Accounting Manager 9751-11

TITLE (LICENSE NUMBER)

**CAESARS ATLANTIC CITY**  
**MONTHLY GROSS REVENUE REPORT**  
**FOR THE MONTH OF FEBRUARY, 2021**

**CASINO WIN - CURRENT MONTH**

Line (a)	Type of Game (b)	Authorized Units (c)	Win or (Loss) (d)	Drop/Handle (e)	Win or (Loss) Percentage (f)
1	Table and Other Games	153	\$ 3,627,853	\$ 29,144,971	12.4%
2	Poker	0	\$ -		
3	Slot Machines	2,125	\$ 9,434,595	\$ 101,053,867	9.3%
4	Total Casino Win		\$ 13,062,448		


**GROSS REVENUE**

5	Year-to-Date Table and Other Games and Poker Win .....	\$ 9,399,876
6	Year-to-Date Slot Machine Win .....	\$ 19,183,643
7	Year-to-Date Total Casino Win .....	<b>\$ 28,583,519</b>
8	Adjustments .....	<b>\$ 26,238</b>
9	Year-To-Date Gross Revenue .....	<b>\$ 28,609,757</b>
10	Authorized Casino Square Footage - End of Month .....	113,448
11	Authorized Simulcasting Square Footage - End of Month .....	-
12	Simulcasting Revenue for the Month.....	\$ -
13	Simulcasting Handle for the Month.....	\$ -
14	Promotional Gaming Credits Wagered for the Month.....	\$ 1,722,149

Under penalties of perjury, I declare that I have examined this report, and to the best of my knowledge and belief, it is true and complete.

March 9, 2021

DATE



Angela Bianchini

OPERATIONS CONTROLLER(8454-11)

TITLE (LICENSE NUMBER)

**GOLDEN NUGGET**  
**MONTHLY GROSS REVENUE REPORT**  
**FOR THE MONTH OF FEBRUARY, 2021**

**CASINO WIN - CURRENT MONTH**

Line (a)	Type of Game (b)	Authorized Units (c)	Win or (Loss) (d)	Drop/Handle (e)	Win or (Loss) Percentage (f)
1	Table and Other Games	72	\$ 1,857,507	\$ 10,286,678	18.1%
2	Poker	9	\$ -		
3	Slot Machines	1,216	\$ 6,918,926	\$ 69,880,831	9.9%
4	Total Casino Win		\$ 8,776,433		

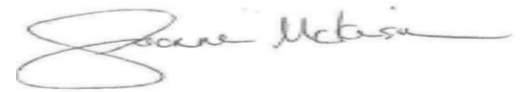
**GROSS REVENUE**

5	Year-to-Date Table and Other Games and Poker Win .....	\$ 3,642,242	
6	Year-to-Date Slot Machine Win .....	\$ 15,093,761	
7	Year-to-Date Total Casino Win .....		<b>\$ 18,736,003</b>
8	Adjustments .....		\$ -
9	Year-To-Date Gross Revenue .....		<b>\$ 18,736,003</b>
10	Authorized Casino Square Footage - End of Month .....	78,464	
11	Authorized Simulcasting Square Footage - End of Month .....	-	
12	Simulcasting Revenue for the Month.....	\$ -	
13	Simulcasting Handle for the Month.....	\$ -	
14	Promotional Gaming Credits Wagered for the Month.....	\$ 1,331,839	

Under penalties of perjury, I declare that I have examined this report, and to the best of my knowledge and belief, it is true and complete

March 9, 2021

DATE



Joanne McKensie

Director of Finance/Controller 1231.11

# HARD ROCK ATLANTIC CITY

## MONTHLY GROSS REVENUE REPORT

### FOR THE MONTH OF FEBRUARY, 2021

#### CASINO WIN - CURRENT MONTH

Line (a)	Type of Game (b)	Authorized Units (c)	Win or (Loss) (d)	Drop/Handle (e)	Win or (Loss) Percentage (f)
1	Table and Other Games	154	\$ 6,312,266	\$ 53,595,276	11.8%
2	Poker	0	\$ -		
3	Slot Machines	2,189	\$ 17,262,653	\$ 177,966,454	9.7%
4	Total Casino Win		\$ 23,574,919		

#### GROSS REVENUE

5	Year-to-Date Table and Other Games and Poker Win .....	\$ 15,543,143	
6	Year-to-Date Slot Machine Win .....	\$ 34,653,659	
7	Year-to-Date Total Casino Win .....		\$ 50,196,802
8	Adjustments .....		\$ -
9	Year-To-Date Gross Revenue .....		\$ 50,196,802
10	Authorized Casino Square Footage - End of Month .....	122,771	
11	Authorized Simulcasting Square Footage - End of Month .....	-	
12	Simulcasting Revenue for the Month.....	\$ -	
13	Simulcasting Handle for the Month.....	\$ -	
14	Promotional Gaming Credits Wagered for the Month.....	\$ 3,738,974	

Under penalties of perjury, I declare that I have examined this report, and to the best of my knowledge and belief, it is true and complete

March 4, 2021

DATE



FRANK POLLOCK

CASINO CONTROLLER 9869-11

TITLE (LICENSE NUMBER)

# HARRAH'S RESORT ATLANTIC CITY

## MONTHLY GROSS REVENUE REPORT

FOR THE MONTH OF FEBRUARY, 2021

### CASINO WIN - CURRENT MONTH

Line (a)	Type of Game (b)	Authorized Units (c)	Win or (Loss) (d)	Drop/Handle (e)	Win or (Loss) Percentage (f)
1	Table and Other Games	120	\$ 3,549,489	\$ 19,651,626	18.1%
2	Poker	37	\$ 231,132		
3	Slot Machines	2,036	\$ 11,301,666	\$ 134,910,449	8.4%
4	Total Casino Win		\$ 15,082,287		

### GROSS REVENUE

5	Year-to-Date Table and Other Games and Poker Win .....	\$ 7,207,788	
6	Year-to-Date Slot Machine Win .....	\$ 22,550,894	
7	Year-to-Date Total Casino Win .....		\$ 29,758,682
8	Adjustments .....		\$ -
9	Year-To-Date Gross Revenue .....		\$ 29,758,682
10	Authorized Casino Square Footage - End of Month .....	156,284	
11	Authorized Simulcasting Square Footage - End of Month .....	-	
12	Simulcasting Revenue for the Month.....	\$ -	
13	Simulcasting Handle for the Month.....	\$ -	
14	Promotional Gaming Credits Wagered for the Month.....	\$ 1,597,046	

Under penalties of perjury, I declare that I have examined this report, and to the best of my knowledge and belief, it is true and complete

March 9, 2021

DATE



Taalib-deen Muhammad

Operations Controller (008168-11)

TITLE (LICENSE NUMBER)

# OCEAN CASINO RESORT AC

## MONTHLY GROSS REVENUE REPORT

### FOR THE MONTH OF FEBRUARY 2021

#### CASINO WIN - CURRENT MONTH

Line (a)	Type of Game (b)	Authorized Units (c)	Win or (Loss) (d)	Drop/Handle (e)	Win or (Loss) Percentage (f)
1	Table and Other Games	104	\$ 5,753,682	\$ 36,545,117	15.7%
2	Poker	0	\$ -		
3	Slot Machines	1,742	\$ 13,079,423	\$ 132,315,719	9.9%
4	Total Casino Win		\$ 18,833,105		

#### GROSS REVENUE

5	Year-to-Date Table and Other Games and Poker Win .....	\$ 11,783,796	
6	Year-to-Date Slot Machine Win .....	\$ 27,514,867	
7	Year-to-Date Total Casino Win .....		\$ 39,298,663
8	Adjustments .....		\$ -
9	Year-To-Date Gross Revenue .....		\$ 39,298,663
10	Authorized Casino Square Footage - End of Month .....	132,185	
11	Authorized Simulcasting Square Footage - End of Month .....	-	
12	Simulcasting Revenue for the Month.....	\$ -	
13	Simulcasting Handle for the Month.....	\$ -	
14	Promotional Gaming Credits Wagered for the Month.....	\$ 3,193,726	

Under penalties of perjury, I declare that I have examined this report, and to the best of my knowledge and belief, it is true and complete.

3/8/2021

DATE



Rita Smith

Operational Accounting Controller #010293-11

Title (License #)

**RESORTS CASINO HOTEL (DGMB CASINO LLC)**  
**MONTHLY GROSS REVENUE REPORT**  
**FOR THE MONTH OF FEBRUARY 2021**

**CASINO WIN - CURRENT MONTH**

Line (a)	Type of Game (b)	Authorized Units (c)	Win or (Loss) (d)	Drop/Handle (e)	Win or (Loss) Percentage (f)
1	Table and Other Games	73	\$ 1,710,531	\$ 16,694,694	10.2%
2	Poker	0	\$ -		
3	Slot Machines	1,375	\$ 7,250,229	\$ 77,932,345	9.3%
4	Total Casino Win		\$ 8,960,760		

**GROSS REVENUE**

5	Year-to-Date Table and Other Games and Poker Win .....	\$ 4,809,921
6	Year-to-Date Slot Machine Win .....	\$ 14,504,150
7	Year-to-Date Total Casino Win .....	<b>\$ 19,314,071</b>
8	Adjustments .....	\$ -
9	Year-To-Date Gross Revenue .....	<b>\$ 19,314,071</b>
10	Authorized Casino Square Footage - End of Month .....	79,009
11	Authorized Simulcasting Square Footage - End of Month .....	-
12	Simulcasting Revenue for the Month.....	\$ -
13	Simulcasting Handle for the Month.....	\$ -
14	Promotional Gaming Credits Wagered for the Month.....	\$ 1,302,873

Under penalties of perjury, I declare that I have examined this report, and to the best of my knowledge and belief, it is true and complete

March 9, 2021

DATE



Angela Tarnacki

Director Operational Accounting 010256-11  
 TITLE (LICENSE NUMBER)



# TROPICANA CASINO & RESORT

## MONTHLY GROSS REVENUE REPORT

### FOR THE MONTH OF FEBRUARY 2021

#### CASINO WIN - CURRENT MONTH

Line (a)	Type of Game (b)	Authorized Units (c)	Win or (Loss) (d)	Drop/Handle (e)	Win or (Loss) Percentage (f)
1	Table and Other Games	102	\$ 3,760,813	\$ 26,068,453	14.4%
2	Poker	18	\$ -		
3	Slot Machines	2,355	\$ 12,271,169	\$ 125,736,051	9.8%
4	Total Casino Win		\$ 16,031,982		

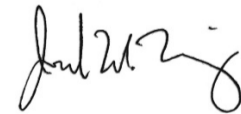
#### GROSS REVENUE

5	Year-to-Date Table and Other Games and Poker Win .....	\$ 6,523,868	
6	Year-to-Date Slot Machine Win .....	\$ 25,068,228	
7	Year-to-Date Total Casino Win .....		\$ 31,592,096
8	Adjustments .....		\$ 7,160
9	Year-To-Date Gross Revenue .....		\$ 31,599,256
10	Authorized Casino Square Footage - End of Month .....	121,909	
11	Authorized Simulcasting Square Footage - End of Month .....	-	
12	Simulcasting Revenue for the Month.....	\$ -	
13	Simulcasting Handle for the Month.....	\$ -	
14	Promotional Gaming Credits Wagered for the Month.....	\$ 2,284,586	

Under penalties of perjury, I declare that I have examined this report, and to the best of my knowledge and belief, it is true and complete

March 9, 2021

DATE



Joseph Uhing

Casino Controller 2835-11

TITLE (LICENSE NUMBER)