

PREMIER ENTERTAINMENT AC, LLC DBA BALLY'S AC

MONTHLY GROSS REVENUE REPORT

FOR THE MONTH OF JANUARY 2021

CASINO WIN - CURRENT MONTH

Line (a)	Type of Game (b)	Authorized Units (c)	Win or (Loss) (d)	Drop/Handle (e)	Win or (Loss) Percentage (f)
1	Table and Other Games	93	\$ 3,617,570	\$ 21,138,708	17.1%
2	Poker	0	\$ -		
3	Slot Machines	1,480	\$ 4,990,539	\$ 52,731,247	9.5%
4	Total Casino Win		\$ 8,608,109		

GROSS REVENUE

5	Year-to-Date Table and Other Games and Poker Win	\$ 3,617,570	
6	Year-to-Date Slot Machine Win	\$ 4,990,539	
7	Year-to-Date Total Casino Win		\$ 8,608,109
8	Adjustments		\$ -
9	Year-To-Date Gross Revenue		\$ 8,608,109
10	Authorized Casino Square Footage - End of Month	83,569	
11	Authorized Simulcasting Square Footage - End of Month	-	
12	Simulcasting Revenue for the Month.....	\$ -	
13	Simulcasting Handle for the Month.....	\$ -	
14	Promotional Gaming Credits Wagered for the Month.....	\$ 1,210,137	

Under penalties of perjury, I declare that I have examined this report, and to the best of my knowledge and belief, it is true and complete.

2/9/2021

DATE



NIEL CAFONE

OPERATIONS CONTROLLER (1861-11)

TITLE (LICENSE NUMBER)

BORGATA HOTEL CASINO & SPA
MONTHLY GROSS REVENUE REPORT
 FOR THE MONTH OF January, 2021

CASINO WIN - CURRENT MONTH

Line (a)	Type of Game (b)	Authorized Units (c)	Win or (Loss) (d)	Drop/Handle (e)	Win or (Loss) Percentage (f)
1	Table and Other Games	189	\$ 9,732,196	\$ 65,788,380	14.8%
2	Poker	74	\$ 1,257,439		
3	Slot Machines	2,856	\$ 27,254,983	\$ 303,713,337	9.0%
4	Total Casino Win		\$ 38,244,618		

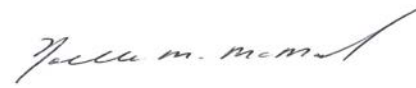
GROSS REVENUE

5	Year-to-Date Table and Other Games and Poker Win	\$ 10,989,635	
6	Year-to-Date Slot Machine Win	\$ 27,254,983	
7	Year-to-Date Total Casino Win		\$ 38,244,618
8	Adjustments		\$ -
9	Year-To-Date Gross Revenue		\$ 38,244,618
10	Authorized Casino Square Footage - End of Month	136,771	
11	Authorized Simulcasting Square Footage - End of Month	23,620	
12	Simulcasting Revenue for the Month.....	\$ 128,766	
13	Simulcasting Handle for the Month.....	\$ 1,564,038	
14	Promotional Gaming Credits Wagered for the Month.....	\$ 5,359,181	

Under penalties of perjury, I declare that I have examined this report, and to the best of my knowledge and belief, it is true and complete.

February 8, 2021

DATE



Noelle M. McManus

Casino Accounting Manager 9751-11

TITLE (LICENSE NUMBER)

CAESARS ATLANTIC CITY

MONTHLY GROSS REVENUE REPORT

FOR THE MONTH OF JANUARY, 2021

CASINO WIN - CURRENT MONTH

Line (a)	Type of Game (b)	Authorized Units (c)	Win or (Loss) (d)	Drop/Handle (e)	Win or (Loss) Percentage (f)
1	Table and Other Games	153	\$ 5,772,023	\$ 30,295,243	19.1%
2	Poker	0	\$ -		
3	Slot Machines	2,125	\$ 9,749,048	\$ 106,635,130	9.1%
4	Total Casino Win		\$ 15,521,071		

GROSS REVENUE

5	Year-to-Date Table and Other Games and Poker Win	\$ 5,772,023
6	Year-to-Date Slot Machine Win	\$ 9,749,048
7	Year-to-Date Total Casino Win	\$ 15,521,071
8	Adjustments	\$ 26,238
9	Year-To-Date Gross Revenue	\$ 15,547,309
10	Authorized Casino Square Footage - End of Month	113,448
11	Authorized Simulcasting Square Footage - End of Month	-
12	Simulcasting Revenue for the Month.....	\$ -
13	Simulcasting Handle for the Month.....	\$ -
14	Promotional Gaming Credits Wagered for the Month.....	\$ 2,076,291

Under penalties of perjury, I declare that I have examined this report, and to the best of my knowledge and belief, it is true and complete.

FEBRUARY 9, 2021

DATE



Angela Bianchini

OPERATIONS CONTROLLER(8454-11)

TITLE (LICENSE NUMBER)

GOLDEN NUGGET

MONTHLY GROSS REVENUE REPORT

FOR THE MONTH OF JANUARY, 2021

CASINO WIN - CURRENT MONTH

Line (a)	Type of Game (b)	Authorized Units (c)	Win or (Loss) (d)	Drop/Handle (e)	Win or (Loss) Percentage (f)
1	Table and Other Games	70	\$ 1,784,735	\$ 9,955,578	17.9%
2	Poker	9	\$ -		
3	Slot Machines	1,228	\$ 8,174,835	\$ 79,232,183	10.3%
4	Total Casino Win		\$ 9,959,570		

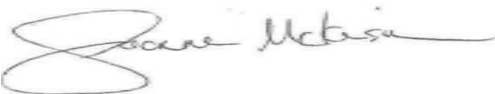
GROSS REVENUE

5	Year-to-Date Table and Other Games and Poker Win	\$ 1,784,735	
6	Year-to-Date Slot Machine Win	\$ 8,174,835	
7	Year-to-Date Total Casino Win	\$ 9,959,570	
8	Adjustments	\$ -	
9	Year-To-Date Gross Revenue	\$ 9,959,570	
10	Authorized Casino Square Footage - End of Month	78,464	
11	Authorized Simulcasting Square Footage - End of Month	-	
12	Simulcasting Revenue for the Month.....	\$ -	
13	Simulcasting Handle for the Month.....	\$ -	
14	Promotional Gaming Credits Wagered for the Month.....	\$ 2,374,493	

Under penalties of perjury, I declare that I have examined this report, and to the best of my knowledge and belief, it is true and complete

February 10, 2021

DATE



Joanne McKensie

Director of Finance/Controller 1231.11

HARD ROCK ATLANTIC CITY

MONTHLY GROSS REVENUE REPORT

FOR THE MONTH OF JANUARY, 2021

CASINO WIN - CURRENT MONTH

Line (a)	Type of Game (b)	Authorized Units (c)	Win or (Loss) (d)	Drop/Handle (e)	Win or (Loss) Percentage (f)
1	Table and Other Games	154	\$ 9,230,877	\$ 56,434,958	16.4%
2	Poker	0	\$ -		
3	Slot Machines	2,189	\$ 17,391,006	\$ 187,365,678	9.3%
4	Total Casino Win		\$ 26,621,883		

GROSS REVENUE

5	Year-to-Date Table and Other Games and Poker Win	\$ 9,230,877	
6	Year-to-Date Slot Machine Win	\$ 17,391,006	
7	Year-to-Date Total Casino Win		\$ 26,621,883
8	Adjustments		\$ -
9	Year-To-Date Gross Revenue		\$ 26,621,883
10	Authorized Casino Square Footage - End of Month	122,771	
11	Authorized Simulcasting Square Footage - End of Month	-	
12	Simulcasting Revenue for the Month.....	\$ -	
13	Simulcasting Handle for the Month.....	\$ -	
14	Promotional Gaming Credits Wagered for the Month.....	\$ 3,549,331	

Under penalties of perjury, I declare that I have examined this report, and to the best of my knowledge and belief, it is true and complete

February 5, 2021

DATE



FRANK POLLOCK

CASINO CONTROLLER 9869-11

TITLE (LICENSE NUMBER)

HARRAH'S RESORT ATLANTIC CITY

MONTHLY GROSS REVENUE REPORT

FOR THE MONTH OF JANUARY 2021

CASINO WIN - CURRENT MONTH

Line (a)	Type of Game (b)	Authorized Units (c)	Win or (Loss) (d)	Drop/Handle (e)	Win or (Loss) Percentage (f)
1	Table and Other Games	120	\$ 3,218,053	\$ 18,988,009	16.9%
2	Poker	37	\$ 209,114		
3	Slot Machines	2,036	\$ 11,249,228	\$ 136,054,203	8.3%
4	Total Casino Win		\$ 14,676,395		

GROSS REVENUE

5	Year-to-Date Table and Other Games and Poker Win	\$ 3,427,167	
6	Year-to-Date Slot Machine Win	\$ 11,249,228	
7	Year-to-Date Total Casino Win		\$ 14,676,395
8	Adjustments		\$ -
9	Year-To-Date Gross Revenue		\$ 14,676,395
10	Authorized Casino Square Footage - End of Month	156,284	
11	Authorized Simulcasting Square Footage - End of Month	-	
12	Simulcasting Revenue for the Month.....	\$ -	
13	Simulcasting Handle for the Month.....	\$ -	
14	Promotional Gaming Credits Wagered for the Month.....	\$ 1,866,064	

Under penalties of perjury, I declare that I have examined this report, and to the best of my knowledge and belief, it is true and complete

February 6, 2021

DATE

Taalibdeen Muhammed

Operations Controller (008168-11)
TITLE (LICENSE NUMBER)

OCEAN CASINO RESORT AC

MONTHLY GROSS REVENUE REPORT

FOR THE MONTH OF JANUARY 2021

CASINO WIN - CURRENT MONTH

Line (a)	Type of Game (b)	Authorized Units (c)	Win or (Loss) (d)	Drop/Handle (e)	Win or (Loss) Percentage (f)
1	Table and Other Games	104	\$ 6,030,114	\$ 41,032,776	14.7%
2	Poker	0	\$ -		
3	Slot Machines	1,785	\$ 14,435,444	\$ 147,372,721	9.8%
4	Total Casino Win		\$ 20,465,558		

GROSS REVENUE

5	Year-to-Date Table and Other Games and Poker Win	\$ 6,030,114	
6	Year-to-Date Slot Machine Win	\$ 14,435,444	
7	Year-to-Date Total Casino Win		\$ 20,465,558
8	Adjustments		\$ -
9	Year-To-Date Gross Revenue		\$ 20,465,558
10	Authorized Casino Square Footage - End of Month	132,185	
11	Authorized Simulcasting Square Footage - End of Month	-	
12	Simulcasting Revenue for the Month.....	\$ -	
13	Simulcasting Handle for the Month.....	\$ -	
14	Promotional Gaming Credits Wagered for the Month.....	\$ 3,231,498	

Under penalties of perjury, I declare that I have examined this report, and to the best of my knowledge and belief, it is true and complete

2/9/2021

DATE



Rita Smith

Operational Accounting Controller #010293-1

Title (License #)

RESORTS CASINO HOTEL (DGMB CASINO LLC)

MONTHLY GROSS REVENUE REPORT

FOR THE MONTH OF JANUARY 2021

CASINO WIN - CURRENT MONTH

Line (a)	Type of Game (b)	Authorized Units (c)	Win or (Loss) (d)	Drop/Handle (e)	Win or (Loss) Percentage (f)
1	Table and Other Games	73	\$ 3,099,390	\$ 19,480,835	15.9%
2	Poker	0	\$ -		
3	Slot Machines	1,377	\$ 7,253,921	\$ 76,766,429	9.4%
4	Total Casino Win		\$ 10,353,311		

GROSS REVENUE

5	Year-to-Date Table and Other Games and Poker Win	\$ 3,099,390	
6	Year-to-Date Slot Machine Win	\$ 7,253,921	
7	Year-to-Date Total Casino Win		\$ 10,353,311
8	Adjustments		\$ -
9	Year-To-Date Gross Revenue		\$ 10,353,311
10	Authorized Casino Square Footage - End of Month	79,009	
11	Authorized Simulcasting Square Footage - End of Month	-	
12	Simulcasting Revenue for the Month.....	\$ -	
13	Simulcasting Handle for the Month.....	\$ -	
14	Promotional Gaming Credits Wagered for the Month.....	\$ 1,339,395	

Under penalties of perjury, I declare that I have examined this report, and to the best of my knowledge and belief, it is true and complete

February 9, 2021

DATE



Angela Tarnacki

Director Operational Accounting 010256-11
TITLE (LICENSE NUMBER)

TROPICANA CASINO & RESORT

MONTHLY GROSS REVENUE REPORT

FOR THE MONTH OF JANUARY 2021

CASINO WIN - CURRENT MONTH

Line (a)	Type of Game (b)	Authorized Units (c)	Win or (Loss) (d)	Drop/Handle (e)	Win or (Loss) Percentage (f)
1	Table and Other Games	102	\$ 2,763,055	\$ 24,661,317	11.2%
2	Poker	18	\$ -		
3	Slot Machines	2,357	\$ 12,797,059	\$ 136,601,509	9.4%
4	Total Casino Win		\$ 15,560,114		

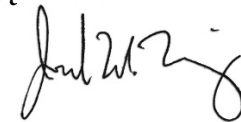
GROSS REVENUE

5	Year-to-Date Table and Other Games and Poker Win	\$ 2,763,055	
6	Year-to-Date Slot Machine Win	\$ 12,797,059	
7	Year-to-Date Total Casino Win		\$ 15,560,114
8	Adjustments		\$ 7,160
9	Year-To-Date Gross Revenue		\$ 15,567,274
10	Authorized Casino Square Footage - End of Month	121,909	
11	Authorized Simulcasting Square Footage - End of Month	-	
12	Simulcasting Revenue for the Month.....	\$ -	
13	Simulcasting Handle for the Month.....	\$ -	
14	Promotional Gaming Credits Wagered for the Month.....	\$ 2,553,006	

Under penalties of perjury, I declare that I have examined this report, and to the best of my knowledge and belief it is true and complete

February 9, 2021

DATE



Joseph Uhing

Casino Controller 2835-11

TITLE (LICENSE NUMBER)