

**PREMIER ENTERTAINMENT AC, LLC DBA BALLY'S AC**  
**MONTHLY GROSS REVENUE REPORT**  
**FOR THE MONTH OF JULY 2021**

**CASINO WIN - CURRENT MONTH**

Line (a)	Type of Game (b)	Authorized Units (c)	Win or (Loss) (d)	Drop/Handle (e)	Win or (Loss) Percentage (f)
1	Table and Other Games	82	\$ 5,250,276	\$ 41,211,935	12.7%
2	Poker	0	\$ -		
3	Slot Machines	1,453	\$ 10,997,522	\$ 108,763,055	10.1%
4	Total Casino Win		\$ 16,247,798		

**GROSS REVENUE**

5	Year-to-Date Table and Other Games and Poker Win .....	\$ 28,129,206
6	Year-to-Date Slot Machine Win .....	\$ 48,190,734
7	Year-to-Date Total Casino Win .....	<b>\$ 76,319,940</b>
8	Adjustments .....	\$ -
9	Year-To-Date Gross Revenue .....	<b>\$ 76,319,940</b>
10	Authorized Casino Square Footage - End of Month .....	83,869
11	Authorized Simulcasting Square Footage - End of Month .....	-
12	Simulcasting Revenue for the Month.....	\$ -
13	Simulcasting Handle for the Month.....	\$ -
14	Promotional Gaming Credits Wagered for the Month.....	\$ 1,891,394

Under penalties of perjury, I declare that I have examined this report, and to the best of my knowledge and belief, it is true and complete.

8/6/2021

DATE



NIEL CAFONE

OPERATIONS CONTROLLER (1861-11)

TITLE (LICENSE NUMBER)

**BORGATA HOTEL CASINO & SPA**  
**MONTHLY GROSS REVENUE REPORT**  
 FOR THE MONTH OF July, 2021

**CASINO WIN - CURRENT MONTH**

Line (a)	Type of Game (b)	Authorized Units (c)	Win or (Loss) (d)	Drop/Handle (e)	Win or (Loss) Percentage (f)
1	Table and Other Games	184	\$ 16,187,679	\$ 95,494,698	17.0%
2	Poker	73	\$ 1,486,373		
3	Slot Machines	2,847	\$ 46,185,035	\$ 501,497,592	9.2%
4	Total Casino Win		\$ 63,859,087		


**GROSS REVENUE**

5	Year-to-Date Table and Other Games and Poker Win .....	\$ 102,965,042	
6	Year-to-Date Slot Machine Win .....	\$ 226,419,738	
7	Year-to-Date Total Casino Win .....		\$ 329,384,780
8	Adjustments .....		\$ -
9	Year-To-Date Gross Revenue .....		\$ 329,384,780
10	Authorized Casino Square Footage - End of Month .....	136,771	
11	Authorized Simulcasting Square Footage - End of Month .....	23,620	
12	Simulcasting Revenue for the Month.....	\$ 149,956	
13	Simulcasting Handle for the Month.....	\$ 1,840,209	
14	Promotional Gaming Credits Wagered for the Month.....	\$ 7,075,260	

Under penalties of perjury, I declare that I have examined this report, and to the best of my knowledge and belief, it is true and complete.

August 10, 2021

DATE



Noelle M. McManus

Casino Controller 9751-11

TITLE (LICENSE NUMBER)

# CAESARS ATLANTIC CITY

## MONTHLY GROSS REVENUE REPORT

### FOR THE MONTH OF JULY, 2021

#### CASINO WIN - CURRENT MONTH

Line (a)	Type of Game (b)	Authorized Units (c)	Win or (Loss) (d)	Drop/Handle (e)	Win or (Loss) Percentage (f)
1	Table and Other Games	134	\$ 6,394,658	\$ 48,277,753	13.2%
2	Poker	0	\$ -		
3	Slot Machines	1,894	\$ 19,629,755	\$ 205,964,245	9.5%
4	Total Casino Win		\$ 26,024,413		


#### GROSS REVENUE

5	Year-to-Date Table and Other Games and Poker Win .....	\$ 38,811,190
6	Year-to-Date Slot Machine Win .....	\$ 94,778,482
7	Year-to-Date Total Casino Win .....	\$ 133,589,672
8	Adjustments .....	\$ 26,238
9	Year-To-Date Gross Revenue .....	\$ 133,615,910
10	Authorized Casino Square Footage - End of Month .....	113,448
11	Authorized Simulcasting Square Footage - End of Month .....	-
12	Simulcasting Revenue for the Month.....	\$ -
13	Simulcasting Handle for the Month.....	\$ -
14	Promotional Gaming Credits Wagered for the Month.....	\$ 2,668,530

Under penalties of perjury, I declare that I have examined this report, and to the best of my knowledge and belief, it is true and complete.

August 8, 2021

DATE



Angela Bianchini

OPERATIONS CONTROLLER(8454-11)

TITLE (LICENSE NUMBER)

# GOLDEN NUGGET MONTHLY GROSS REVENUE REPORT FOR THE MONTH OF JULY, 2021

## CASINO WIN - CURRENT MONTH

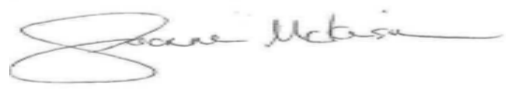
Line (a)	Type of Game (b)	Authorized Units (c)	Win or (Loss) (d)	Drop/Handle (e)	Win or (Loss) Percentage (f)
1	Table and Other Games	78	\$ 2,544,088	\$ 18,061,376	14.1%
2	Poker	9	\$ -		
3	Slot Machines	1,205	\$ 12,981,073	\$ 131,616,572	9.9%
4	Total Casino Win		\$ 15,525,161		

## GROSS REVENUE

5	Year-to-Date Table and Other Games and Poker Win .....	\$ 14,040,203	
6	Year-to-Date Slot Machine Win .....	\$ 67,468,517	
7	Year-to-Date Total Casino Win .....	<b>\$ 81,508,720</b>	
8	Adjustments .....	<b>\$ (12,893)</b>	
9	Year-To-Date Gross Revenue .....	<b>\$ 81,495,827</b>	
10	Authorized Casino Square Footage - End of Month .....	78,464	
11	Authorized Simulcasting Square Footage - End of Month .....	-	
12	Simulcasting Revenue for the Month.....	\$ -	
13	Simulcasting Handle for the Month.....	\$ -	
14	Promotional Gaming Credits Wagered for the Month.....	\$ 2,442,806	

Under penalties of perjury, I declare that I have examined this report, and to the best of my knowledge and belief, it is true and complete.

August 5, 2021  
\_\_\_\_\_  
DATE

  
\_\_\_\_\_  
Joanne McKensie

\_\_\_\_\_  
Director of Finance/Controller 1231.11

# HARD ROCK ATLANTIC CITY MONTHLY GROSS REVENUE REPORT FOR THE MONTH OF JULY, 2021

## CASINO WIN - CURRENT MONTH

Line (a)	Type of Game (b)	Authorized Units (c)	Win or (Loss) (d)	Drop/Handle (e)	Win or (Loss) Percentage (f)
1	Table and Other Games	160	\$ 15,044,798	\$ 94,132,413	16.0%
2	Poker	0	\$ -		
3	Slot Machines	2,204	\$ 32,671,096	\$ 358,904,151	9.1%
4	Total Casino Win		\$ 47,715,894		

## GROSS REVENUE

5	Year-to-Date Table and Other Games and Poker Win .....	\$ 70,486,841	
6	Year-to-Date Slot Machine Win .....	\$ 163,551,413	
7	Year-to-Date Total Casino Win .....		<b>\$ 234,038,254</b>
8	Adjustments .....		\$ -
9	Year-To-Date Gross Revenue .....		<b>\$ 234,038,254</b>
10	Authorized Casino Square Footage - End of Month .....	122,771	
11	Authorized Simulcasting Square Footage - End of Month .....	-	
12	Simulcasting Revenue for the Month.....	\$ -	
13	Simulcasting Handle for the Month.....	\$ -	
14	Promotional Gaming Credits Wagered for the Month.....	\$ 6,845,128	

Under penalties of perjury, I declare that I have examined this report, and to the best of my knowledge and belief, it is true and complete.

August 9, 2021

DATE



Bob Allen

V.P. of Finance 6793-11  
TITLE (LICENSE NUMBER)

# HARRAH'S RESORT ATLANTIC CITY MONTHLY GROSS REVENUE REPORT FOR THE MONTH OF JULY, 2021

## CASINO WIN - CURRENT MONTH

Line (a)	Type of Game (b)	Authorized Units (c)	Win or (Loss) (d)	Drop/Handle (e)	Win or (Loss) Percentage (f)
1	Table and Other Games	130	\$ 6,206,659	\$ 43,858,612	14.2%
2	Poker	28	\$ 369,712		
3	Slot Machines	1,830	\$ 22,480,522	\$ 254,912,865	8.8%
4	Total Casino Win		\$ 29,056,893		

## GROSS REVENUE

5	Year-to-Date Table and Other Games and Poker Win .....	\$ 33,782,117	
6	Year-to-Date Slot Machine Win .....	\$ 106,482,163	
7	Year-to-Date Total Casino Win .....		<b>\$ 140,264,280</b>
8	Adjustments .....		\$ -
9	Year-To-Date Gross Revenue .....		<b>\$ 140,264,280</b>
10	Authorized Casino Square Footage - End of Month .....	150,103	
11	Authorized Simulcasting Square Footage - End of Month .....	-	
12	Simulcasting Revenue for the Month.....	\$ -	
13	Simulcasting Handle for the Month.....	\$ -	
14	Promotional Gaming Credits Wagered for the Month.....	\$ 2,744,222	

Under penalties of perjury, I declare that I have examined this report, and to the best of my knowledge and belief, it is true and complete.

August 6, 2021

DATE



Taalib-deen Muhammad

Operations Controller (008168-11)

TITLE (LICENSE NUMBER)

**OCEAN CASINO RESORT AC**  
**MONTHLY GROSS REVENUE REPORT**  
**FOR THE MONTH OF JULY 2021**

**CASINO WIN - CURRENT MONTH**

Line (a)	Type of Game (b)	Authorized Units (c)	Win or (Loss) (d)	Drop/Handle (e)	Win or (Loss) Percentage (f)
1	Table and Other Games	122	\$ 7,863,670	\$ 69,672,573	11.3%
2	Poker	0	\$ -		
3	Slot Machines	1,712	\$ 22,438,809	\$ 227,925,647	9.8%
4	Total Casino Win		\$ 30,302,479		

**GROSS REVENUE**

5	Year-to-Date Table and Other Games and Poker Win .....	\$ 38,846,501
6	Year-to-Date Slot Machine Win .....	\$ 120,627,963
7	Year-to-Date Total Casino Win .....	<b>\$ 159,474,464</b>
8	Adjustments .....	\$ -
9	Year-To-Date Gross Revenue .....	<b>\$ 159,474,464</b>
10	Authorized Casino Square Footage - End of Month .....	134,955
11	Authorized Simulcasting Square Footage - End of Month .....	-
12	Simulcasting Revenue for the Month.....	\$ -
13	Simulcasting Handle for the Month.....	\$ -
14	Promotional Gaming Credits Wagered for the Month.....	\$ 3,878,618

Under penalties of perjury, I declare that I have examined this report, and to the best of my knowledge and belief, it is true and complete.

August 9, 2021

DATE



Rita Smith

Operational Accounting Controller #010293-1

Title (License #)

# RESORTS CASINO HOTEL (DGMB CASINO LLC)

## MONTHLY GROSS REVENUE REPORT

### FOR THE MONTH OF JULY 2021

#### CASINO WIN - CURRENT MONTH

Line (a)	Type of Game (b)	Authorized Units (c)	Win or (Loss) (d)	Drop/Handle (e)	Win or (Loss) Percentage (f)
1	Table and Other Games	72	\$ 3,776,010	\$ 31,638,426	11.9%
2	Poker	0	\$ -		
3	Slot Machines	1,338	\$ 14,794,032	\$ 155,841,930	9.5%
4	Total Casino Win		\$ 18,570,042		


#### GROSS REVENUE

5	Year-to-Date Table and Other Games and Poker Win .....	\$ 20,005,249	
6	Year-to-Date Slot Machine Win .....	\$ 72,094,219	
7	Year-to-Date Total Casino Win .....		<b>\$ 92,099,468</b>
8	Adjustments .....		\$ -
9	Year-To-Date Gross Revenue .....		<b>\$ 92,099,468</b>
10	Authorized Casino Square Footage - End of Month .....	79,009	
11	Authorized Simulcasting Square Footage - End of Month .....	-	
12	Simulcasting Revenue for the Month.....	\$ -	
13	Simulcasting Handle for the Month.....	\$ -	
14	Promotional Gaming Credits Wagered for the Month.....	\$ 2,167,662	

Under penalties of perjury, I declare that I have examined this report, and to the best of my knowledge and belief, it is true and complete.

August 9, 2021

DATE



Angela Tarnacki

Director Operational Accounting 010256-11  
TITLE (LICENSE NUMBER)



# TROPICANA CASINO & RESORT

## MONTHLY GROSS REVENUE REPORT

FOR THE MONTH OF JULY 2021

### CASINO WIN - CURRENT MONTH

Line (a)	Type of Game (b)	Authorized Units (c)	Win or (Loss) (d)	Drop/Handle (e)	Win or (Loss) Percentage (f)
1	Table and Other Games	102	\$ 6,911,332	\$ 36,681,610	18.8%
2	Poker	18	\$ 240,341		
3	Slot Machines	1,990	\$ 22,446,722	\$ 228,641,225	9.8%
4	Total Casino Win		\$ 29,598,395		

### GROSS REVENUE

5	Year-to-Date Table and Other Games and Poker Win .....	\$ 30,332,381	
6	Year-to-Date Slot Machine Win .....	\$ 110,300,866	
7	Year-to-Date Total Casino Win .....		<b>\$ 140,633,247</b>
8	Adjustments .....		<b>\$ 7,160</b>
9	Year-To-Date Gross Revenue .....		<b>\$ 140,640,407</b>
10	Authorized Casino Square Footage - End of Month .....	121,741	
11	Authorized Simulcasting Square Footage - End of Month .....	-	
12	Simulcasting Revenue for the Month.....	\$ -	
13	Simulcasting Handle for the Month.....	\$ -	
14	Promotional Gaming Credits Wagered for the Month.....	\$ 3,667,845	

Under penalties of perjury, I declare that I have examined this report, and to the best of my knowledge and belief, it is true and complete.

August 9, 2021

DATE

*Charles Washington Jr*

Charles Washington, Jr.

Casino Controller 10475-11

TITLE (LICENSE NUMBER)