

PREMIER ENTERTAINMENT AC, LLC DBA BALLY'S AC

MONTHLY GROSS REVENUE REPORT

FOR THE MONTH OF JUNE 2021

CASINO WIN - CURRENT MONTH

Line (a)	Type of Game (b)	Authorized Units (c)	Win or (Loss) (d)	Drop/Handle (e)	Win or (Loss) Percentage (f)
1	Table and Other Games	82	\$ 3,751,585	\$ 32,522,319	11.5%
2	Poker	0	\$ -		
3	Slot Machines	1,454	\$ 7,511,406	\$ 77,077,781	9.7%
4	Total Casino Win		\$ 11,262,991		

GROSS REVENUE

5	Year-to-Date Table and Other Games and Poker Win	\$ 22,878,930	
6	Year-to-Date Slot Machine Win	\$ 37,193,212	
7	Year-to-Date Total Casino Win	\$ 60,072,142	
8	Adjustments	\$ -	
9	Year-To-Date Gross Revenue	\$ 60,072,142	

10	Authorized Casino Square Footage - End of Month	83,869	
11	Authorized Simulcasting Square Footage - End of Month	-	
12	Simulcasting Revenue for the Month.....	\$ -	
13	Simulcasting Handle for the Month.....	\$ -	
14	Promotional Gaming Credits Wagered for the Month.....	\$ 1,414,854	

Under penalties of perjury, I declare that I have examined this report, and to the best of my knowledge and belief, it is true and complete.

7/7/2021

DATE



NIEL CAFONE

OPERATIONS CONTROLLER (1861-11)

TITLE (LICENSE NUMBER)

BORGATA HOTEL CASINO & SPA
MONTHLY GROSS REVENUE REPORT
 FOR THE MONTH OF June, 2021

CASINO WIN - CURRENT MONTH

Line (a)	Type of Game (b)	Authorized Units (c)	Win or (Loss) (d)	Drop/Handle (e)	Win or (Loss) Percentage (f)
1	Table and Other Games	189	\$ 22,240,705	\$ 87,621,488	25.4%
2	Poker	73	\$ 1,236,644		
3	Slot Machines	2,856	\$ 33,123,188	\$ 367,322,093	9.0%
4	Total Casino Win		\$ 56,600,537		


GROSS REVENUE

5	Year-to-Date Table and Other Games and Poker Win	\$ 85,290,990	
6	Year-to-Date Slot Machine Win	\$ 180,234,703	
7	Year-to-Date Total Casino Win		\$ 265,525,693
8	Adjustments		\$ -
9	Year-To-Date Gross Revenue		\$ 265,525,693
10	Authorized Casino Square Footage - End of Month	136,771	
11	Authorized Simulcasting Square Footage - End of Month	23,620	
12	Simulcasting Revenue for the Month.....	\$ 141,003	
13	Simulcasting Handle for the Month.....	\$ 1,813,492	
14	Promotional Gaming Credits Wagered for the Month.....	\$ 5,115,979	

Under penalties of perjury, I declare that I have examined this report, and to the best of my knowledge and belief, it is true and complete.

July 9, 2021

 DATE



 Noelle M. McManus

Casino Controller 9751-11

 TITLE (LICENSE NUMBER)

CAESARS ATLANTIC CITY MONTHLY GROSS REVENUE REPORT FOR THE MONTH OF JUNE, 2021

CASINO WIN - CURRENT MONTH

Line (a)	Type of Game (b)	Authorized Units (c)	Win or (Loss) (d)	Drop/Handle (e)	Win or (Loss) Percentage (f)
1	Table and Other Games	134	\$ 5,775,311	\$ 35,750,479	16.2%
2	Poker	0	\$ -		
3	Slot Machines	1,894	\$ 14,284,564	\$ 153,941,984	9.3%
4	Total Casino Win		\$ 20,059,875		


GROSS REVENUE

5	Year-to-Date Table and Other Games and Poker Win	\$ 32,416,532	
6	Year-to-Date Slot Machine Win	\$ 75,148,727	
7	Year-to-Date Total Casino Win	\$ 107,565,259	
8	Adjustments	\$ 26,238	
9	Year-To-Date Gross Revenue	\$ 107,591,497	
10	Authorized Casino Square Footage - End of Month	113,448	
11	Authorized Simulcasting Square Footage - End of Month	-	
12	Simulcasting Revenue for the Month.....	\$ -	
13	Simulcasting Handle for the Month.....	\$ -	
14	Promotional Gaming Credits Wagered for the Month.....	\$ 2,054,025	

Under penalties of perjury, I declare that I have examined this report, and to the best of my knowledge and belief, it is true and complete.

July 10, 2021

DATE



Angela Bianchini

OPERATIONS CONTROLLER(8454-11)

TITLE (LICENSE NUMBER)

GOLDEN NUGGET

MONTHLY GROSS REVENUE REPORT

FOR THE MONTH OF JUNE, 2021

CASINO WIN - CURRENT MONTH

Line (a)	Type of Game (b)	Authorized Units (c)	Win or (Loss) (d)	Drop/Handle (e)	Win or (Loss) Percentage (f)
1	Table and Other Games	78	\$ 1,866,233	\$ 13,908,667	13.4%
2	Poker	9	\$ -		
3	Slot Machines	1,199	\$ 10,314,075	\$ 103,985,383	9.9%
4	Total Casino Win		\$ 12,180,308		

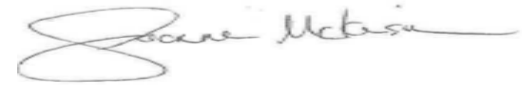
GROSS REVENUE

5	Year-to-Date Table and Other Games and Poker Win	\$ 11,496,115	
6	Year-to-Date Slot Machine Win	\$ 54,487,444	
7	Year-to-Date Total Casino Win		\$ 65,983,559
8	Adjustments		\$ (12,893)
9	Year-To-Date Gross Revenue		\$ 65,970,666
10	Authorized Casino Square Footage - End of Month	78,464	
11	Authorized Simulcasting Square Footage - End of Month	-	
12	Simulcasting Revenue for the Month.....	\$ -	
13	Simulcasting Handle for the Month.....	\$ -	
14	Promotional Gaming Credits Wagered for the Month.....	\$ 1,950,148	

Under penalties of perjury, I declare that I have examined this report, and to the best of my knowledge and belief, it is true and complete.

July 8, 2021

DATE



Joanne McKensie

Director of Finance/Controller 1231.11

HARD ROCK ATLANTIC CITY

MONTHLY GROSS REVENUE REPORT

FOR THE MONTH OF JUNE, 2021

CASINO WIN - CURRENT MONTH

Line (a)	Type of Game (b)	Authorized Units (c)	Win or (Loss) (d)	Drop/Handle (e)	Win or (Loss) Percentage (f)
1	Table and Other Games	160	\$ 8,397,777	\$ 74,770,744	11.2%
2	Poker	0	\$ -		
3	Slot Machines	2,210	\$ 26,800,955	\$ 280,929,016	9.5%
4	Total Casino Win		\$ 35,198,732		

GROSS REVENUE

5	Year-to-Date Table and Other Games and Poker Win	\$ 55,442,043	
6	Year-to-Date Slot Machine Win	\$ 130,880,317	
7	Year-to-Date Total Casino Win		\$ 186,322,360
8	Adjustments		\$ -
9	Year-To-Date Gross Revenue		\$ 186,322,360

10	Authorized Casino Square Footage - End of Month	122,771
11	Authorized Simulcasting Square Footage - End of Month	-
12	Simulcasting Revenue for the Month.....	\$ -
13	Simulcasting Handle for the Month.....	\$ -
14	Promotional Gaming Credits Wagered for the Month.....	\$ 4,789,903

Under penalties of perjury, I declare that I have examined this report, and to the best of my knowledge and belief, it is true and complete

July 9, 2021

DATE



Bob Allen

V.P. of Finance 6793-11
TITLE (LICENSE NUMBER)

HARRAH'S RESORT ATLANTIC CITY

MONTHLY GROSS REVENUE REPORT

FOR THE MONTH OF JUNE, 2021

CASINO WIN - CURRENT MONTH

Line (a)	Type of Game (b)	Authorized Units (c)	Win or (Loss) (d)	Drop/Handle (e)	Win or (Loss) Percentage (f)
1	Table and Other Games	130	\$ 5,107,638	\$ 30,844,058	16.6%
2	Poker	28	\$ 330,959		
3	Slot Machines	1,861	\$ 15,897,715	\$ 187,073,055	8.5%
4	Total Casino Win		\$ 21,336,312		

GROSS REVENUE

5	Year-to-Date Table and Other Games and Poker Win	\$ 27,205,746	
6	Year-to-Date Slot Machine Win	\$ 84,001,641	
7	Year-to-Date Total Casino Win		\$ 111,207,387
8	Adjustments		\$ -
9	Year-To-Date Gross Revenue		\$ 111,207,387
10	Authorized Casino Square Footage - End of Month	150,103	
11	Authorized Simulcasting Square Footage - End of Month	-	
12	Simulcasting Revenue for the Month.....	\$ -	
13	Simulcasting Handle for the Month.....	\$ -	
14	Promotional Gaming Credits Wagered for the Month.....	\$ 1,982,664	

Under penalties of perjury, I declare that I have examined this report, and to the best of my knowledge and belief, it is true and complete

July 8, 2021

DATE



Taalib-deen Muhammad

Operations Controller (008168-11)

TITLE (LICENSE NUMBER)

OCEAN CASINO RESORT AC

MONTHLY GROSS REVENUE REPORT

FOR THE MONTH OF JUNE 2021

CASINO WIN - CURRENT MONTH

Line (a)	Type of Game (b)	Authorized Units (c)	Win or (Loss) (d)	Drop/Handle (e)	Win or (Loss) Percentage (f)
1	Table and Other Games	103	\$ 4,349,321	\$ 49,513,822	8.8%
2	Poker	0	\$ -		
3	Slot Machines	1,650	\$ 18,582,965	\$ 184,074,190	10.1%
4	Total Casino Win		\$ 22,932,286		

GROSS REVENUE

5	Year-to-Date Table and Other Games and Poker Win	\$ 30,982,831	
6	Year-to-Date Slot Machine Win	\$ 98,189,154	
7	Year-to-Date Total Casino Win		\$ 129,171,985
8	Adjustments		\$ -
9	Year-To-Date Gross Revenue		\$ 129,171,985
10	Authorized Casino Square Footage - End of Month	134,955	
11	Authorized Simulcasting Square Footage - End of Month	-	
12	Simulcasting Revenue for the Month.....	\$ -	
13	Simulcasting Handle for the Month.....	\$ -	
14	Promotional Gaming Credits Wagered for the Month.....	\$ 3,593,900	

Under penalties of perjury, I declare that I have examined this report, and to the best of my knowledge and belief, it is true and complete

July 9, 2021

DATE



Rita Smith

Operational Accounting Controller #010293-1

Title (License #)

RESORTS CASINO HOTEL (DGMB CASINO LLC)
MONTHLY GROSS REVENUE REPORT
FOR THE MONTH OF JUNE 2021

CASINO WIN - CURRENT MONTH

Line (a)	Type of Game (b)	Authorized Units (c)	Win or (Loss) (d)	Drop/Handle (e)	Win or (Loss) Percentage (f)
1	Table and Other Games	72	\$ 2,555,144	\$ 23,226,501	11.0%
2	Poker	0	\$ -		
3	Slot Machines	1,333	\$ 11,265,011	\$ 121,237,630	9.3%
4	Total Casino Win		\$ 13,820,155		

GROSS REVENUE

5	Year-to-Date Table and Other Games and Poker Win	\$ 16,229,239	
6	Year-to-Date Slot Machine Win	\$ 57,300,187	
7	Year-to-Date Total Casino Win		\$ 73,529,426
8	Adjustments		\$ -
9	Year-To-Date Gross Revenue		\$ 73,529,426

10	Authorized Casino Square Footage - End of Month	79,009
11	Authorized Simulcasting Square Footage - End of Month	-
12	Simulcasting Revenue for the Month.....	\$ -
13	Simulcasting Handle for the Month.....	\$ -
14	Promotional Gaming Credits Wagered for the Month.....	\$ 1,858,131

Under penalties of perjury, I declare that I have examined this report, and to the best of my knowledge and belief, it is true and complete

July 9, 2021

DATE



Angela Tarnacki

Director Operational Accounting 010256-11
 TITLE (LICENSE NUMBER)

TROPICANA CASINO & RESORT

MONTHLY GROSS REVENUE REPORT

FOR THE MONTH OF JUNE 2021

CASINO WIN - CURRENT MONTH

Line (a)	Type of Game (b)	Authorized Units (c)	Win or (Loss) (d)	Drop/Handle (e)	Win or (Loss) Percentage (f)
1	Table and Other Games	102	\$ 4,592,871	\$ 27,947,823	16.4%
2	Poker	18	\$ 196,915		
3	Slot Machines	1,998	\$ 16,340,270	\$ 168,190,702	9.7%
4	Total Casino Win		\$ 21,130,056		

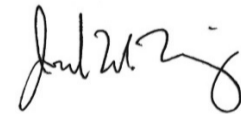
GROSS REVENUE

5	Year-to-Date Table and Other Games and Poker Win	\$ 23,180,708	
6	Year-to-Date Slot Machine Win	\$ 87,854,144	
7	Year-to-Date Total Casino Win		\$ 111,034,852
8	Adjustments		\$ 7,160
9	Year-To-Date Gross Revenue		\$ 111,042,012
10	Authorized Casino Square Footage - End of Month	121,909	
11	Authorized Simulcasting Square Footage - End of Month	-	
12	Simulcasting Revenue for the Month.....	\$ -	
13	Simulcasting Handle for the Month.....	\$ -	
14	Promotional Gaming Credits Wagered for the Month.....	\$ 2,629,465	

Under penalties of perjury, I declare that I have examined this report, and to the best of my knowledge and belief, it is true and complete

July 9, 2021

DATE



Joseph Uhing

Casino Controller 2835-11

TITLE (LICENSE NUMBER)