

PREMIER ENTERTAINMENT AC, LLC DBA BALLY'S AC

MONTHLY GROSS REVENUE REPORT

FOR THE MONTH OF MARCH 2021

CASINO WIN - CURRENT MONTH

Line (a)	Type of Game (b)	Authorized Units (c)	Win or (Loss) (d)	Drop/Handle (e)	Win or (Loss) Percentage (f)
1	Table and Other Games	91	\$ 4,019,084	\$ 23,361,786	17.2%
2	Poker	0	\$ -		
3	Slot Machines	1,480	\$ 5,876,680	\$ 57,662,674	10.2%
4	Total Casino Win		\$ 9,895,764		

GROSS REVENUE

5	Year-to-Date Table and Other Games and Poker Win	\$ 10,557,198	
6	Year-to-Date Slot Machine Win	\$ 14,910,780	
7	Year-to-Date Total Casino Win		\$ 25,467,978
8	Adjustments		\$ -
9	Year-To-Date Gross Revenue		\$ 25,467,978
10	Authorized Casino Square Footage - End of Month	83,569	
11	Authorized Simulcasting Square Footage - End of Month	-	
12	Simulcasting Revenue for the Month.....	\$ -	
13	Simulcasting Handle for the Month.....	\$ -	
14	Promotional Gaming Credits Wagered for the Month.....	\$ 1,253,792	

Under penalties of perjury, I declare that I have examined this report, and to the best of my knowledge and belief, it is true and complete.

4/8/2021

DATE



NIEL CAFONE

OPERATIONS CONTROLLER (1861-11)

TITLE (LICENSE NUMBER)

BORGATA HOTEL CASINO & SPA
MONTHLY GROSS REVENUE REPORT
FOR THE MONTH OF MARCH, 2021

CASINO WIN - CURRENT MONTH

Line (a)	Type of Game (b)	Authorized Units (c)	Win or (Loss) (d)	Drop/Handle (e)	Win or (Loss) Percentage (f)
1	Table and Other Games	189	\$ 12,957,287	\$ 69,194,648	18.7%
2	Poker	74	\$ 1,241,003		
3	Slot Machines	2,856	\$ 32,328,904	\$ 351,479,083	9.2%
4	Total Casino Win		\$ 46,527,194		

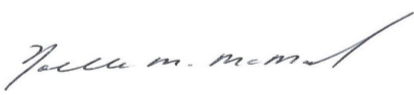
GROSS REVENUE

5	Year-to-Date Table and Other Games and Poker Win	\$ 35,946,563	
6	Year-to-Date Slot Machine Win	\$ 85,779,511	
7	Year-to-Date Total Casino Win		\$ 121,726,074
8	Adjustments		\$ -
9	Year-To-Date Gross Revenue		\$ 121,726,074
10	Authorized Casino Square Footage - End of Month	136,771	
11	Authorized Simulcasting Square Footage - End of Month	23,620	
12	Simulcasting Revenue for the Month.....	\$ 124,949	
13	Simulcasting Handle for the Month.....	\$ 1,541,781	
14	Promotional Gaming Credits Wagered for the Month.....	\$ 5,309,558	

Under penalties of perjury, I declare that I have examined this report, and to the best of my knowledge and belief, it is true and complete.

April 9, 2021

 DATE



 Noelle M. McManus

Casino Controller 9751-11

 TITLE (LICENSE NUMBER)

CAESARS ATLANTIC CITY

MONTHLY GROSS REVENUE REPORT

FOR THE MONTH OF MARCH, 2021

CASINO WIN - CURRENT MONTH

Line (a)	Type of Game (b)	Authorized Units (c)	Win or (Loss) (d)	Drop/Handle (e)	Win or (Loss) Percentage (f)
1	Table and Other Games	134	\$ 5,350,327	\$ 33,720,832	15.9%
2	Poker	0	\$ -		
3	Slot Machines	2,125	\$ 12,313,891	\$ 130,185,182	9.5%
4	Total Casino Win		\$ 17,664,218		


GROSS REVENUE

5	Year-to-Date Table and Other Games and Poker Win	\$ 14,750,203
6	Year-to-Date Slot Machine Win	\$ 31,497,534
7	Year-to-Date Total Casino Win	\$ 46,247,737
8	Adjustments	\$ 26,238
9	Year-To-Date Gross Revenue	\$ 46,273,975
10	Authorized Casino Square Footage - End of Month	113,448
11	Authorized Simulcasting Square Footage - End of Month	-
12	Simulcasting Revenue for the Month.....	\$ -
13	Simulcasting Handle for the Month.....	\$ -
14	Promotional Gaming Credits Wagered for the Month.....	\$ 1,879,625

Under penalties of perjury, I declare that I have examined this report, and to the best of my knowledge and belief, it is true and complete.

APRIL 09, 2021

DATE



Angela Bianchini

OPERATIONS CONTROLLER(8454-11)

TITLE (LICENSE NUMBER)

GOLDEN NUGGET

MONTHLY GROSS REVENUE REPORT

FOR THE MONTH OF MARCH, 2021

CASINO WIN - CURRENT MONTH

Line (a)	Type of Game (b)	Authorized Units (c)	Win or (Loss) (d)	Drop/Handle (e)	Win or (Loss) Percentage (f)
1	Table and Other Games	72	\$ 1,783,944	\$ 11,248,552	15.9%
2	Poker	9	\$ -		
3	Slot Machines	1,207	\$ 9,088,908	\$ 86,987,607	10.4%
4	Total Casino Win		\$ 10,872,852		

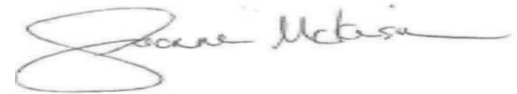
GROSS REVENUE

5	Year-to-Date Table and Other Games and Poker Win	\$ 5,426,186	
6	Year-to-Date Slot Machine Win	\$ 24,182,669	
7	Year-to-Date Total Casino Win	\$ 29,608,855	
8	Adjustments	\$ (41,893)	
9	Year-To-Date Gross Revenue	\$ 29,566,962	
10	Authorized Casino Square Footage - End of Month	78,464	
11	Authorized Simulcasting Square Footage - End of Month	-	
12	Simulcasting Revenue for the Month.....	\$ -	
13	Simulcasting Handle for the Month.....	\$ -	
14	Promotional Gaming Credits Wagered for the Month.....	\$ 1,467,732	

Under penalties of perjury, I declare that I have examined this report, and to the best of my knowledge and belief, it is true and complete

April 7, 2021

DATE



Joanne McKensie

Director of Finance/Controller 1231.11

HARD ROCK ATLANTIC CITY

MONTHLY GROSS REVENUE REPORT

FOR THE MONTH OF MARCH, 2021

CASINO WIN - CURRENT MONTH

Line (a)	Type of Game (b)	Authorized Units (c)	Win or (Loss) (d)	Drop/Handle (e)	Win or (Loss) Percentage (f)
1	Table and Other Games	154	\$ 9,484,100	\$ 63,429,777	15.0%
2	Poker	0	\$ -		
3	Slot Machines	2,189	\$ 21,242,312	\$ 223,908,801	9.5%
4	Total Casino Win		\$ 30,726,412		

GROSS REVENUE

5	Year-to-Date Table and Other Games and Poker Win	\$ 25,027,243	
6	Year-to-Date Slot Machine Win	\$ 55,895,971	
7	Year-to-Date Total Casino Win		\$ 80,923,214
8	Adjustments		\$ -
9	Year-To-Date Gross Revenue		\$ 80,923,214

10	Authorized Casino Square Footage - End of Month	122,771
11	Authorized Simulcasting Square Footage - End of Month	-
12	Simulcasting Revenue for the Month.....	\$ -
13	Simulcasting Handle for the Month.....	\$ -
14	Promotional Gaming Credits Wagered for the Month.....	\$ 3,947,312

Under penalties of perjury, I declare that I have examined this report, and to the best of my knowledge and belief, it is true and complete

April 9, 2021

DATE



Bob Allen

V.P. of Finance 6793-11
TITLE (LICENSE NUMBER)

HARRAH'S RESORT ATLANTIC CITY

MONTHLY GROSS REVENUE REPORT

FOR THE MONTH OF MARCH, 2021

CASINO WIN - CURRENT MONTH

Line (a)	Type of Game (b)	Authorized Units (c)	Win or (Loss) (d)	Drop/Handle (e)	Win or (Loss) Percentage (f)
1	Table and Other Games	118	\$ 3,950,842	\$ 18,649,777	21.2%
2	Poker	35	\$ 297,511		
3	Slot Machines	2,031	\$ 13,522,879	\$ 159,941,679	8.5%
4	Total Casino Win		\$ 17,771,232		

GROSS REVENUE

5	Year-to-Date Table and Other Games and Poker Win	\$ 11,456,141	
6	Year-to-Date Slot Machine Win	\$ 36,073,773	
7	Year-to-Date Total Casino Win		\$ 47,529,914
8	Adjustments		\$ -
9	Year-To-Date Gross Revenue		\$ 47,529,914
10	Authorized Casino Square Footage - End of Month	156,284	
11	Authorized Simulcasting Square Footage - End of Month	-	
12	Simulcasting Revenue for the Month.....	\$ -	
13	Simulcasting Handle for the Month.....	\$ -	
14	Promotional Gaming Credits Wagered for the Month.....	\$ 1,761,786	

Under penalties of perjury, I declare that I have examined this report, and to the best of my knowledge and belief, it is true and complete

April 7, 2021

DATE



Taalib-deen Muhammad

Operations Controller (008168-11)

TITLE (LICENSE NUMBER)

OCEAN CASINO RESORT AC

MONTHLY GROSS REVENUE REPORT

FOR THE MONTH OF MARCH 2021

CASINO WIN - CURRENT MONTH

Line (a)	Type of Game (b)	Authorized Units (c)	Win or (Loss) (d)	Drop/Handle (e)	Win or (Loss) Percentage (f)
1	Table and Other Games	103	\$ 4,544,900	\$ 39,706,257	11.4%
2	Poker	0	\$ -		
3	Slot Machines	1,690	\$ 15,617,086	\$ 154,821,587	10.1%
4	Total Casino Win		\$ 20,161,986		

GROSS REVENUE

5	Year-to-Date Table and Other Games and Poker Win	\$ 16,328,696	
6	Year-to-Date Slot Machine Win	\$ 43,131,953	
7	Year-to-Date Total Casino Win		\$ 59,460,649
8	Adjustments		\$ -
9	Year-To-Date Gross Revenue		\$ 59,460,649
10	Authorized Casino Square Footage - End of Month	134,955	
11	Authorized Simulcasting Square Footage - End of Month	-	
12	Simulcasting Revenue for the Month.....	\$ -	
13	Simulcasting Handle for the Month.....	\$ -	
14	Promotional Gaming Credits Wagered for the Month.....	\$ 3,698,965	

Under penalties of perjury, I declare that I have examined this report, and to the best of my knowledge and belief, it is true and complete

4/9/2021

DATE



Rita Smith

Operational Accounting Controller #010293-1

Title (License #)

RESORTS CASINO HOTEL (DGMB CASINO LLC)
MONTHLY GROSS REVENUE REPORT
FOR THE MONTH OF MARCH 2021

CASINO WIN - CURRENT MONTH

Line (a)	Type of Game (b)	Authorized Units (c)	Win or (Loss) (d)	Drop/Handle (e)	Win or (Loss) Percentage (f)
1	Table and Other Games	73	\$ 2,576,010	\$ 19,931,490	12.9%
2	Poker	0	\$ -		
3	Slot Machines	1,374	\$ 9,484,052	\$ 103,352,524	9.2%
4	Total Casino Win		\$ 12,060,062		

GROSS REVENUE

5	Year-to-Date Table and Other Games and Poker Win	\$ 7,385,931
6	Year-to-Date Slot Machine Win	\$ 23,988,202
7	Year-to-Date Total Casino Win	\$ 31,374,133
8	Adjustments	\$ -
9	Year-To-Date Gross Revenue	\$ 31,374,133
10	Authorized Casino Square Footage - End of Month	79,009
11	Authorized Simulcasting Square Footage - End of Month	-
12	Simulcasting Revenue for the Month.....	\$ -
13	Simulcasting Handle for the Month.....	\$ -
14	Promotional Gaming Credits Wagered for the Month.....	\$ 1,521,442

Under penalties of perjury, I declare that I have examined this report, and to the best of my knowledge and belief, it is true and complete

April 9, 2021

DATE



Angela Tarnacki

Director Operational Accounting 010256-11
 TITLE (LICENSE NUMBER)

TROPICANA CASINO & RESORT

MONTHLY GROSS REVENUE REPORT

FOR THE MONTH OF MARCH 2021

CASINO WIN - CURRENT MONTH

Line (a)	Type of Game (b)	Authorized Units (c)	Win or (Loss) (d)	Drop/Handle (e)	Win or (Loss) Percentage (f)
1	Table and Other Games	102	\$ 4,367,793	\$ 24,941,083	17.5%
2	Poker	18	\$ -		
3	Slot Machines	2,351	\$ 14,826,088	\$ 150,984,433	9.8%
4	Total Casino Win		\$ 19,193,881		

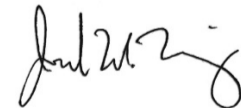
GROSS REVENUE

5	Year-to-Date Table and Other Games and Poker Win	\$ 10,891,661	
6	Year-to-Date Slot Machine Win	\$ 39,894,316	
7	Year-to-Date Total Casino Win		\$ 50,785,977
8	Adjustments		\$ 7,160
9	Year-To-Date Gross Revenue		\$ 50,793,137
10	Authorized Casino Square Footage - End of Month	121,909	
11	Authorized Simulcasting Square Footage - End of Month	-	
12	Simulcasting Revenue for the Month.....	\$ -	
13	Simulcasting Handle for the Month.....	\$ -	
14	Promotional Gaming Credits Wagered for the Month.....	\$ 2,391,809	

Under penalties of perjury, I declare that I have examined this report, and to the best of my knowledge and belief, it is true and complete

April 9, 2021

DATE



Joseph Uhing

Casino Controller 2835-11

TITLE (LICENSE NUMBER)