

PREMIER ENTERTAINMENT AC, LLC DBA BALLY'S AC

MONTHLY GROSS REVENUE REPORT

FOR THE MONTH OF MAY 2021

CASINO WIN - CURRENT MONTH

Line (a)	Type of Game (b)	Authorized Units (c)	Win or (Loss) (d)	Drop/Handle (e)	Win or (Loss) Percentage (f)
1	Table and Other Games	90	\$ 4,457,819	\$ 31,979,191	13.9%
2	Poker	0	\$ -		
3	Slot Machines	1,468	\$ 7,888,227	\$ 78,558,704	10.0%
4	Total Casino Win		\$ 12,346,046		

GROSS REVENUE

5	Year-to-Date Table and Other Games and Poker Win	\$ 19,127,345	
6	Year-to-Date Slot Machine Win	\$ 29,681,806	
7	Year-to-Date Total Casino Win	\$ 48,809,151	
8	Adjustments	\$ -	
9	Year-To-Date Gross Revenue	\$ 48,809,151	

10	Authorized Casino Square Footage - End of Month	83,869	
11	Authorized Simulcasting Square Footage - End of Month	-	
12	Simulcasting Revenue for the Month.....	\$ -	
13	Simulcasting Handle for the Month.....	\$ -	
14	Promotional Gaming Credits Wagered for the Month.....	\$ 1,201,203	

Under penalties of perjury, I declare that I have examined this report, and to the best of my knowledge and belief, it is true and complete.

6/5/2021

DATE



NIEL CAFONE

OPERATIONS CONTROLLER (1861-11)

TITLE (LICENSE NUMBER)

BORGATA HOTEL CASINO & SPA
MONTHLY GROSS REVENUE REPORT
 FOR THE MONTH OF May, 2021

CASINO WIN - CURRENT MONTH

Line (a)	Type of Game (b)	Authorized Units (c)	Win or (Loss) (d)	Drop/Handle (e)	Win or (Loss) Percentage (f)
1	Table and Other Games	189	\$ 13,133,998	\$ 74,382,344	17.7%
2	Poker	74	\$ 1,395,523		
3	Slot Machines	2,856	\$ 34,141,253	\$ 363,503,006	9.4%
4	Total Casino Win		\$ 48,670,774		

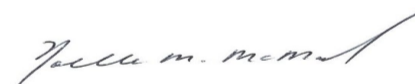
GROSS REVENUE

5	Year-to-Date Table and Other Games and Poker Win	\$ 61,813,641	
6	Year-to-Date Slot Machine Win	\$ 147,111,515	
7	Year-to-Date Total Casino Win		\$ 208,925,156
8	Adjustments		\$ -
9	Year-To-Date Gross Revenue		\$ 208,925,156
10	Authorized Casino Square Footage - End of Month	136,771	
11	Authorized Simulcasting Square Footage - End of Month	23,620	
12	Simulcasting Revenue for the Month.....	\$ 162,914	
13	Simulcasting Handle for the Month.....	\$ 2,197,605	
14	Promotional Gaming Credits Wagered for the Month.....	\$ 6,594,982	

Under penalties of perjury, I declare that I have examined this report, and to the best of my knowledge and belief, it is true and complete.

June 9, 2021

DATE



Noelle M. McManus

Casino Controller 9751-11

TITLE (LICENSE NUMBER)

CAESARS ATLANTIC CITY
MONTHLY GROSS REVENUE REPORT
FOR THE MONTH OF MAY, 2021

CASINO WIN - CURRENT MONTH

Line (a)	Type of Game (b)	Authorized Units (c)	Win or (Loss) (d)	Drop/Handle (e)	Win or (Loss) Percentage (f)
1	Table and Other Games	134	\$ 7,150,328	\$ 44,408,644	16.1%
2	Poker	0	\$ -		
3	Slot Machines	1,894	\$ 15,256,110	\$ 158,880,742	9.6%
4	Total Casino Win		\$ 22,406,438		

GROSS REVENUE

5	Year-to-Date Table and Other Games and Poker Win	\$ 26,641,221	
6	Year-to-Date Slot Machine Win	\$ 60,864,163	
7	Year-to-Date Total Casino Win		\$ 87,505,384
8	Adjustments		\$ 26,238
9	Year-To-Date Gross Revenue		\$ 87,531,622
10	Authorized Casino Square Footage - End of Month	113,448	
11	Authorized Simulcasting Square Footage - End of Month	-	
12	Simulcasting Revenue for the Month.....	\$ -	
13	Simulcasting Handle for the Month.....	\$ -	
14	Promotional Gaming Credits Wagered for the Month.....	\$ 2,438,447	

Under penalties of perjury, I declare that I have examined this report, and to the best of my knowledge and belief, it is true and complete.

June 8, 2021

DATE



Angela Bianchini

OPERATIONS CONTROLLER(8454-11)

TITLE (LICENSE NUMBER)

GOLDEN NUGGET

MONTHLY GROSS REVENUE REPORT

FOR THE MONTH OF MAY, 2021

CASINO WIN - CURRENT MONTH

Line (a)	Type of Game (b)	Authorized Units (c)	Win or (Loss) (d)	Drop/Handle (e)	Win or (Loss) Percentage (f)
1	Table and Other Games	72	\$ 2,211,704	\$ 13,863,764	16.0%
2	Poker	9	\$ -		
3	Slot Machines	1,184	\$ 10,976,387	\$ 110,022,212	10.0%
4	Total Casino Win		\$ 13,188,091		

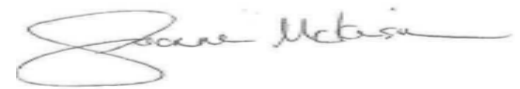
GROSS REVENUE

5	Year-to-Date Table and Other Games and Poker Win	\$ 9,629,882	
6	Year-to-Date Slot Machine Win	\$ 44,173,369	
7	Year-to-Date Total Casino Win		\$ 53,803,251
8	Adjustments		\$ (41,893)
9	Year-To-Date Gross Revenue		\$ 53,761,358
10	Authorized Casino Square Footage - End of Month	78,464	
11	Authorized Simulcasting Square Footage - End of Month	-	
12	Simulcasting Revenue for the Month.....	\$ -	
13	Simulcasting Handle for the Month.....	\$ -	
14	Promotional Gaming Credits Wagered for the Month.....	\$ 1,937,886	

Under penalties of perjury, I declare that I have examined this report, and to the best of my knowledge and belief, it is true and complete

June 8, 2021

DATE



Joanne McKensie

Director of Finance/Controller 1231.11

HARD ROCK ATLANTIC CITY

MONTHLY GROSS REVENUE REPORT

FOR THE MONTH OF MAY, 2021

CASINO WIN - CURRENT MONTH

Line (a)	Type of Game (b)	Authorized Units (c)	Win or (Loss) (d)	Drop/Handle (e)	Win or (Loss) Percentage (f)
1	Table and Other Games	161	\$ 9,497,896	\$ 74,392,059	12.8%
2	Poker	0	\$ -		
3	Slot Machines	2,207	\$ 25,470,848	\$ 276,759,846	9.2%
4	Total Casino Win		\$ 34,968,744		

GROSS REVENUE

5	Year-to-Date Table and Other Games and Poker Win	\$ 47,044,266	
6	Year-to-Date Slot Machine Win	\$ 104,079,362	
7	Year-to-Date Total Casino Win		\$ 151,123,628
8	Adjustments		\$ -
9	Year-To-Date Gross Revenue		\$ 151,123,628
10	Authorized Casino Square Footage - End of Month	122,771	
11	Authorized Simulcasting Square Footage - End of Month	-	
12	Simulcasting Revenue for the Month.....	\$ -	
13	Simulcasting Handle for the Month.....	\$ -	
14	Promotional Gaming Credits Wagered for the Month.....	\$ 4,744,326	

Under penalties of perjury, I declare that I have examined this report, and to the best of my knowledge and belief, it is true and complete

June 9, 2021

DATE



Bob Allen

V.P. of Finance 6793-11
TITLE (LICENSE NUMBER)

HARRAH'S RESORT ATLANTIC CITY

MONTHLY GROSS REVENUE REPORT

FOR THE MONTH OF MAY, 2021

CASINO WIN - CURRENT MONTH

Line (a)	Type of Game (b)	Authorized Units (c)	Win or (Loss) (d)	Drop/Handle (e)	Win or (Loss) Percentage (f)
1	Table and Other Games	130	\$ 4,753,753	\$ 30,565,170	15.6%
2	Poker	28	\$ 358,253		
3	Slot Machines	1,892	\$ 16,478,705	\$ 199,328,662	8.3%
4	Total Casino Win		\$ 21,590,711		

GROSS REVENUE

5	Year-to-Date Table and Other Games and Poker Win	\$ 21,767,149	
6	Year-to-Date Slot Machine Win	\$ 68,103,926	
7	Year-to-Date Total Casino Win		\$ 89,871,075
8	Adjustments		\$ -
9	Year-To-Date Gross Revenue		\$ 89,871,075
10	Authorized Casino Square Footage - End of Month	156,284	
11	Authorized Simulcasting Square Footage - End of Month	-	
12	Simulcasting Revenue for the Month.....	\$ -	
13	Simulcasting Handle for the Month.....	\$ -	
14	Promotional Gaming Credits Wagered for the Month.....	\$ 2,267,226	

Under penalties of perjury, I declare that I have examined this report, and to the best of my knowledge and belief, it is true and complete

June 8, 2021

DATE



Taalib-deen Muhammad

Operations Controller (008168-11)

TITLE (LICENSE NUMBER)

OCEAN CASINO RESORT AC

MONTHLY GROSS REVENUE REPORT

FOR THE MONTH OF MAY 2021

CASINO WIN - CURRENT MONTH

Line (a)	Type of Game (b)	Authorized Units (c)	Win or (Loss) (d)	Drop/Handle (e)	Win or (Loss) Percentage (f)
1	Table and Other Games	94	\$ 5,156,107	\$ 49,532,686	10.4%
2	Poker	0	\$ -		
3	Slot Machines	1,511	\$ 19,482,879	\$ 188,815,428	10.3%
4	Total Casino Win		\$ 24,638,986		

GROSS REVENUE

5	Year-to-Date Table and Other Games and Poker Win	\$ 26,633,510	
6	Year-to-Date Slot Machine Win	\$ 79,606,189	
7	Year-to-Date Total Casino Win		\$ 106,239,699
8	Adjustments		\$ -
9	Year-To-Date Gross Revenue		\$ 106,239,699
10	Authorized Casino Square Footage - End of Month	134,955	
11	Authorized Simulcasting Square Footage - End of Month	-	
12	Simulcasting Revenue for the Month.....	\$ -	
13	Simulcasting Handle for the Month.....	\$ -	
14	Promotional Gaming Credits Wagered for the Month.....	\$ 3,490,489	

Under penalties of perjury, I declare that I have examined this report, and to the best of my knowledge and belief, it is true and complete

6/8/2021

DATE



Rita Smith

Operational Accounting Controller #010293-1

Title (License #)

RESORTS CASINO HOTEL (DGMB CASINO LLC)
MONTHLY GROSS REVENUE REPORT
FOR THE MONTH OF MAY 2021

CASINO WIN - CURRENT MONTH

Line (a)	Type of Game (b)	Authorized Units (c)	Win or (Loss) (d)	Drop/Handle (e)	Win or (Loss) Percentage (f)
1	Table and Other Games	73	\$ 3,369,972	\$ 22,937,851	14.7%
2	Poker	0	\$ -		
3	Slot Machines	1,327	\$ 12,005,797	\$ 125,040,546	9.6%
4	Total Casino Win		\$ 15,375,769		

GROSS REVENUE

5	Year-to-Date Table and Other Games and Poker Win	\$ 13,674,095	
6	Year-to-Date Slot Machine Win	\$ 46,035,176	
7	Year-to-Date Total Casino Win		\$ 59,709,271
8	Adjustments		\$ -
9	Year-To-Date Gross Revenue		\$ 59,709,271
10	Authorized Casino Square Footage - End of Month	79,009	
11	Authorized Simulcasting Square Footage - End of Month	-	
12	Simulcasting Revenue for the Month.....	\$ -	
13	Simulcasting Handle for the Month.....	\$ -	
14	Promotional Gaming Credits Wagered for the Month.....	\$ 1,939,691	

Under penalties of perjury, I declare that I have examined this report, and to the best of my knowledge and belief, it is true and complete

June 10, 2021

DATE



Angela Tarnacki

Director Operational Accounting 010256-11
 TITLE (LICENSE NUMBER)

TROPICANA CASINO & RESORT

MONTHLY GROSS REVENUE REPORT

FOR THE MONTH OF MAY 2021

CASINO WIN - CURRENT MONTH

Line (a)	Type of Game (b)	Authorized Units (c)	Win or (Loss) (d)	Drop/Handle (e)	Win or (Loss) Percentage (f)
1	Table and Other Games	102	\$ 3,801,969	\$ 29,514,342	12.9%
2	Poker	18	\$ 63,046		
3	Slot Machines	2,228	\$ 16,094,918	\$ 169,877,300	9.5%
4	Total Casino Win		\$ 19,959,933		

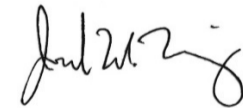
GROSS REVENUE

5	Year-to-Date Table and Other Games and Poker Win	\$ 18,390,922	
6	Year-to-Date Slot Machine Win	\$ 71,513,874	
7	Year-to-Date Total Casino Win		\$ 89,904,796
8	Adjustments		\$ 7,160
9	Year-To-Date Gross Revenue		\$ 89,911,956
10	Authorized Casino Square Footage - End of Month	121,909	
11	Authorized Simulcasting Square Footage - End of Month	-	
12	Simulcasting Revenue for the Month.....	\$ -	
13	Simulcasting Handle for the Month.....	\$ -	
14	Promotional Gaming Credits Wagered for the Month.....	\$ 2,623,120	

Under penalties of perjury, I declare that I have examined this report, and to the best of my knowledge and belief, it is true and complete

June 9, 2021

DATE



Joseph Uhing

Casino Controller 2835-11

TITLE (LICENSE NUMBER)