

PREMIER ENTERTAINMENT AC, LLC DBA BALLY'S AC

MONTHLY GROSS REVENUE REPORT

FOR THE MONTH OF NOVEMBER 2021

CASINO WIN - CURRENT MONTH

Line (a)	Type of Game (b)	Authorized Units (c)	Win or (Loss) (d)	Drop/Handle (e)	Win or (Loss) Percentage (f)
1	Table and Other Games	81	\$ 4,303,998	\$ 28,095,022	15.3%
2	Poker	0	\$ -		
3	Slot Machines	1,346	\$ 6,862,939	\$ 68,801,541	10.0%
4	Total Casino Win		\$ 11,166,937		

GROSS REVENUE

5	Year-to-Date Table and Other Games and Poker Win	\$ 47,397,444	
6	Year-to-Date Slot Machine Win	\$ 82,140,264	
7	Year-to-Date Total Casino Win	\$ 129,537,708	
8	Adjustments	\$ -	
9	Year-To-Date Gross Revenue	\$ 129,537,708	

10	Authorized Casino Square Footage - End of Month	84,105	
11	Authorized Simulcasting Square Footage - End of Month	-	
12	Simulcasting Revenue for the Month.....	\$ -	
13	Simulcasting Handle for the Month.....	\$ -	
14	Promotional Gaming Credits Wagered for the Month.....	\$ 1,436,867	

Under penalties of perjury, I declare that I have examined this report, and to the best of my knowledge and belief, it is true and complete.

12/7/2021

DATE



NIEL CAFONE

OPERATIONS CONTROLLER (1861-11)

TITLE (LICENSE NUMBER)

BORGATA HOTEL CASINO & SPA
MONTHLY GROSS REVENUE REPORT
 FOR THE MONTH OF November, 2021

CASINO WIN - CURRENT MONTH

Line (a)	Type of Game (b)	Authorized Units (c)	Win or (Loss) (d)	Drop/Handle (e)	Win or (Loss) Percentage (f)
1	Table and Other Games	164	\$ 8,925,408	\$ 70,451,561	12.7%
2	Poker	73	\$ 1,217,241		
3	Slot Machines	2,874	\$ 38,172,231	\$ 433,491,683	8.8%
4	Total Casino Win		\$ 48,314,880		

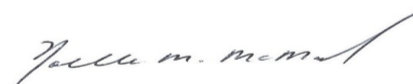
GROSS REVENUE

5	Year-to-Date Table and Other Games and Poker Win	\$ 155,887,064	
6	Year-to-Date Slot Machine Win	\$ 395,834,032	
7	Year-to-Date Total Casino Win		\$ 551,721,096
8	Adjustments		\$ (256,016)
9	Year-To-Date Gross Revenue		\$ 551,465,080
10	Authorized Casino Square Footage - End of Month	136,771	
11	Authorized Simulcasting Square Footage - End of Month	23,620	
12	Simulcasting Revenue for the Month.....	\$ 125,778	
13	Simulcasting Handle for the Month.....	\$ 1,753,129	
14	Promotional Gaming Credits Wagered for the Month.....	\$ 7,134,858	

Under penalties of perjury, I declare that I have examined this report, and to the best of my knowledge and belief, it is true and complete.

December 7, 2021

DATE



Noelle M. McManus

Casino Controller 9751-11

TITLE (LICENSE NUMBER)

CAESARS ATLANTIC CITY

MONTHLY GROSS REVENUE REPORT

FOR THE MONTH OF NOVEMBER, 2021

CASINO WIN - CURRENT MONTH

Line (a)	Type of Game (b)	Authorized Units (c)	Win or (Loss) (d)	Drop/Handle (e)	Win or (Loss) Percentage (f)
1	Table and Other Games	133	\$ 3,791,687	\$ 29,322,801	12.9%
2	Poker	0	\$ -		
3	Slot Machines	1,914	\$ 12,503,724	\$ 143,882,190	8.7%
4	Total Casino Win		\$ 16,295,411		

GROSS REVENUE

5	Year-to-Date Table and Other Games and Poker Win	\$ 60,064,142
6	Year-to-Date Slot Machine Win	\$ 157,875,031
7	Year-to-Date Total Casino Win	\$ 217,939,173
8	Adjustments	\$ 26,238
9	Year-To-Date Gross Revenue	\$ 217,965,411
10	Authorized Casino Square Footage - End of Month	113,448
11	Authorized Simulcasting Square Footage - End of Month	-
12	Simulcasting Revenue for the Month.....	\$ -
13	Simulcasting Handle for the Month.....	\$ -
14	Promotional Gaming Credits Wagered for the Month.....	\$ 2,590,164

Under penalties of perjury, I declare that I have examined this report, and to the best of my knowledge and belief, it is true and complete.

December 9, 2021

DATE



Angela Bianchini

OPERATIONS CONTROLLER(8454-11)

TITLE (LICENSE NUMBER)

GOLDEN NUGGET

MONTHLY GROSS REVENUE REPORT

FOR THE MONTH OF NOVEMBER, 2021

CASINO WIN - CURRENT MONTH

Line (a)	Type of Game (b)	Authorized Units (c)	Win or (Loss) (d)	Drop/Handle (e)	Win or (Loss) Percentage (f)
1	Table and Other Games	72	\$ 1,853,071	\$ 11,659,685	15.9%
2	Poker	9	\$ -		
3	Slot Machines	1,206	\$ 10,092,599	\$ 99,375,333	10.2%
4	Total Casino Win		\$ 11,945,670		

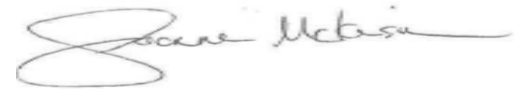
GROSS REVENUE

5	Year-to-Date Table and Other Games and Poker Win	\$ 23,847,266	
6	Year-to-Date Slot Machine Win	\$ 112,736,324	
7	Year-to-Date Total Casino Win		\$ 136,583,590
8	Adjustments		\$ (12,893)
9	Year-To-Date Gross Revenue		\$ 136,570,697
10	Authorized Casino Square Footage - End of Month	78,464	
11	Authorized Simulcasting Square Footage - End of Month	-	
12	Simulcasting Revenue for the Month.....	\$ -	
13	Simulcasting Handle for the Month.....	\$ -	
14	Promotional Gaming Credits Wagered for the Month.....	\$ 2,026,591	

Under penalties of perjury, I declare that I have examined this report, and to the best of my knowledge and belief, it is true and complete

December 7, 2021

DATE



Joanne McKensie

Director of Finance/Controller 1231.11

HARD ROCK ATLANTIC CITY

MONTHLY GROSS REVENUE REPORT

FOR THE MONTH OF NOVEMBER, 2021

CASINO WIN - CURRENT MONTH

Line (a)	Type of Game (b)	Authorized Units (c)	Win or (Loss) (d)	Drop/Handle (e)	Win or (Loss) Percentage (f)
1	Table and Other Games	121	\$ 11,905,021	\$ 70,307,783	16.9%
2	Poker	0	\$ -		
3	Slot Machines	2,250	\$ 25,394,059	\$ 270,909,836	9.4%
4	Total Casino Win		\$ 37,299,080		


GROSS REVENUE

5	Year-to-Date Table and Other Games and Poker Win	\$ 117,371,509
6	Year-to-Date Slot Machine Win	\$ 278,216,559
7	Year-to-Date Total Casino Win	\$ 395,588,068
8	Adjustments	\$ 756,361
9	Year-To-Date Gross Revenue	\$ 396,344,429
10	Authorized Casino Square Footage - End of Month	122,771
11	Authorized Simulcasting Square Footage - End of Month	-
12	Simulcasting Revenue for the Month.....	\$ -
13	Simulcasting Handle for the Month.....	\$ -
14	Promotional Gaming Credits Wagered for the Month.....	\$ 4,728,148

Under penalties of perjury, I declare that I have examined this report, and to the best of my knowledge and belief, it is true and complete

December 8, 2021

DATE



Bob Allen

V.P. of Finance 6793-11

TITLE (LICENSE NUMBER)

HARRAH'S RESORT ATLANTIC CITY

MONTHLY GROSS REVENUE REPORT

FOR THE MONTH OF NOVEMBER, 2021

CASINO WIN - CURRENT MONTH

Line (a)	Type of Game (b)	Authorized Units (c)	Win or (Loss) (d)	Drop/Handle (e)	Win or (Loss) Percentage (f)
1	Table and Other Games	103	\$ 4,585,668	\$ 23,438,930	19.6%
2	Poker	29	\$ 273,294		
3	Slot Machines	1,860	\$ 17,619,686	\$ 218,793,212	8.1%
4	Total Casino Win		\$ 22,478,648		

GROSS REVENUE

5	Year-to-Date Table and Other Games and Poker Win	\$ 56,374,764	
6	Year-to-Date Slot Machine Win	\$ 186,134,413	
7	Year-to-Date Total Casino Win		\$ 242,509,177
8	Adjustments		\$ -
9	Year-To-Date Gross Revenue		\$ 242,509,177
10	Authorized Casino Square Footage - End of Month	150,103	
11	Authorized Simulcasting Square Footage - End of Month	-	
12	Simulcasting Revenue for the Month.....	\$ -	
13	Simulcasting Handle for the Month.....	\$ -	
14	Promotional Gaming Credits Wagered for the Month.....	\$ 2,906,058	

Under penalties of perjury, I declare that I have examined this report, and to the best of my knowledge and belief, it is true and complete

December 5, 2021

 DATE



 Taalib-deen Muhammad

Operations Controller (008168-11)

 TITLE (LICENSE NUMBER)

OCEAN CASINO RESORT AC

MONTHLY GROSS REVENUE REPORT

FOR THE MONTH OF NOVEMBER 2021

CASINO WIN - CURRENT MONTH

Line (a)	Type of Game (b)	Authorized Units (c)	Win or (Loss) (d)	Drop/Handle (e)	Win or (Loss) Percentage (f)
1	Table and Other Games	114	\$ 9,155,213	\$ 40,152,050	22.8%
2	Poker	0	\$ -		
3	Slot Machines	1,713	\$ 19,338,785	\$ 194,621,644	9.9%
4	Total Casino Win		\$ 28,493,998		

GROSS REVENUE

5	Year-to-Date Table and Other Games and Poker Win	\$ 74,046,189
6	Year-to-Date Slot Machine Win	\$ 206,291,413
7	Year-to-Date Total Casino Win	\$ 280,337,602
8	Adjustments	\$ -
9	Year-To-Date Gross Revenue	\$ 280,337,602
10	Authorized Casino Square Footage - End of Month	134,955
11	Authorized Simulcasting Square Footage - End of Month	-
12	Simulcasting Revenue for the Month.....	\$ -
13	Simulcasting Handle for the Month.....	\$ -
14	Promotional Gaming Credits Wagered for the Month.....	\$ 3,305,860

Under penalties of perjury, I declare that I have examined this report, and to the best of my knowledge and belief, it is true and complete

December 10, 2021

DATE



Rita Smith

Operational Accounting Controller #010293-11

Title (License #)

RESORTS CASINO HOTEL (DGMB CASINO LLC)

MONTHLY GROSS REVENUE REPORT

FOR THE MONTH OF NOVEMBER 2021

CASINO WIN - CURRENT MONTH

Line (a)	Type of Game (b)	Authorized Units (c)	Win or (Loss) (d)	Drop/Handle (e)	Win or (Loss) Percentage (f)
1	Table and Other Games	71	\$ 1,695,116	\$ 22,321,536	7.6%
2	Poker	0	\$ -		
3	Slot Machines	1,363	\$ 10,450,779	\$ 109,372,449	9.6%
4	Total Casino Win		\$ 12,145,895		

GROSS REVENUE

5	Year-to-Date Table and Other Games and Poker Win	\$ 31,952,512	
6	Year-to-Date Slot Machine Win	\$ 122,563,474	
7	Year-to-Date Total Casino Win		\$ 154,515,986
8	Adjustments		\$ 5,807
9	Year-To-Date Gross Revenue		\$ 154,521,793
10	Authorized Casino Square Footage - End of Month	79,009	
11	Authorized Simulcasting Square Footage - End of Month	-	
12	Simulcasting Revenue for the Month.....	\$ -	
13	Simulcasting Handle for the Month.....	\$ -	
14	Promotional Gaming Credits Wagered for the Month.....	\$ 1,733,250	

Under penalties of perjury, I declare that I have examined this report, and to the best of my knowledge and belief, it is true and complete

December 10, 2021

DATE



Angela Tarnacki

Director Operational Accounting 010256-11
TITLE (LICENSE NUMBER)

TROPICANA CASINO & RESORT
MONTHLY GROSS REVENUE REPORT
FOR THE MONTH OF NOVEMBER 2021

CASINO WIN - CURRENT MONTH

Line (a)	Type of Game (b)	Authorized Units (c)	Win or (Loss) (d)	Drop/Handle (e)	Win or (Loss) Percentage (f)
1	Table and Other Games	103	\$ 4,279,038	\$ 24,683,437	17.3%
2	Poker	18	\$ 165,537		
3	Slot Machines	2,016	\$ 14,302,051	\$ 155,210,300	9.2%
4	Total Casino Win		\$ 18,746,626		

GROSS REVENUE

5	Year-to-Date Table and Other Games and Poker Win	\$ 51,734,791	
6	Year-to-Date Slot Machine Win	\$ 182,205,750	
7	Year-to-Date Total Casino Win		\$ 233,940,541
8	Adjustments		\$ 7,160
9	Year-To-Date Gross Revenue		\$ 233,947,701
10	Authorized Casino Square Footage - End of Month	121,741	
11	Authorized Simulcasting Square Footage - End of Month	-	
12	Simulcasting Revenue for the Month.....	\$ -	
13	Simulcasting Handle for the Month.....	\$ -	
14	Promotional Gaming Credits Wagered for the Month.....	\$ 1,992,447	

Under penalties of perjury, I declare that I have examined this report, and to the best of my knowledge and belief, it is true and complete

December 8, 2021

DATE

Charles Washington Jr

Charles Washington, Jr.

Casino Controller 10475-11

TITLE (LICENSE NUMBER)