

# PREMIER ENTERTAINMENT AC, LLC DBA BALLY'S AC

## MONTHLY GROSS REVENUE REPORT

### FOR THE MONTH OF SEPTEMBER 2021

#### CASINO WIN - CURRENT MONTH

Line (a)	Type of Game (b)	Authorized Units (c)	Win or (Loss) (d)	Drop/Handle (e)	Win or (Loss) Percentage (f)
1	Table and Other Games	81	\$ 5,564,340	\$ 32,007,889	17.4%
2	Poker	0	\$ -		
3	Slot Machines	1,404	\$ 8,521,956	\$ 89,699,094	9.5%
4	Total Casino Win		\$ 14,086,296		

#### GROSS REVENUE

5	Year-to-Date Table and Other Games and Poker Win .....	\$ 38,618,545	
6	Year-to-Date Slot Machine Win .....	\$ 67,246,903	
7	Year-to-Date Total Casino Win .....	<b>\$ 105,865,448</b>	
8	Adjustments .....	\$ -	
9	Year-To-Date Gross Revenue .....	<b>\$ 105,865,448</b>	
10	Authorized Casino Square Footage - End of Month .....	83,869	
11	Authorized Simulcasting Square Footage - End of Month .....	-	
12	Simulcasting Revenue for the Month.....	\$ -	
13	Simulcasting Handle for the Month.....	\$ -	
14	Promotional Gaming Credits Wagered for the Month.....	\$ 1,646,120	

Under penalties of perjury, I declare that I have examined this report, and to the best of my knowledge and belief, it is true and complete.

10/6/2021  
\_\_\_\_\_  
DATE

  
\_\_\_\_\_  
NIEL CAFONE

OPERATIONS CONTROLLER (1861-11)  
\_\_\_\_\_  
TITLE (LICENSE NUMBER)

**BORGATA HOTEL CASINO & SPA**  
**MONTHLY GROSS REVENUE REPORT**  
 FOR THE MONTH OF September, 2021

**CASINO WIN - CURRENT MONTH**

Line (a)	Type of Game (b)	Authorized Units (c)	Win or (Loss) (d)	Drop/Handle (e)	Win or (Loss) Percentage (f)
1	Table and Other Games	169	\$ 16,518,228	\$ 81,487,593	20.3%
2	Poker	73	\$ 1,255,952		
3	Slot Machines	2,873	\$ 42,471,749	\$ 477,624,037	8.9%
4	Total Casino Win		\$ 60,245,929		

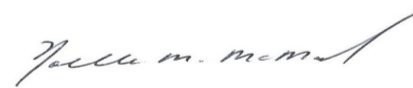
**GROSS REVENUE**

5	Year-to-Date Table and Other Games and Poker Win .....	\$ 131,079,397	
6	Year-to-Date Slot Machine Win .....	\$ 310,613,303	
7	Year-to-Date Total Casino Win .....		\$ 441,692,700
8	Adjustments .....		\$ (256,637)
9	Year-To-Date Gross Revenue .....		\$ 441,436,063
10	Authorized Casino Square Footage - End of Month .....	136,771	
11	Authorized Simulcasting Square Footage - End of Month .....	23,620	
12	Simulcasting Revenue for the Month.....	\$ 123,666	
13	Simulcasting Handle for the Month.....	\$ 1,571,577	
14	Promotional Gaming Credits Wagered for the Month.....	\$ 7,928,099	

Under penalties of perjury, I declare that I have examined this report, and to the best of my knowledge and belief, it is true and complete.

October 7, 2021

DATE



Noelle M. McManus

Casino Controller 9751-11

TITLE (LICENSE NUMBER)

**CAESARS ATLANTIC CITY**  
**MONTHLY GROSS REVENUE REPORT**  
**FOR THE MONTH OF SEPTEMBER , 2021**

**CASINO WIN - CURRENT MONTH**

Line (a)	Type of Game (b)	Authorized Units (c)	Win or (Loss) (d)	Drop/Handle (e)	Win or (Loss) Percentage (f)
1	Table and Other Games	133	\$ 5,239,276	\$ 37,811,459	13.9%
2	Poker	0	\$ -		
3	Slot Machines	1,914	\$ 16,786,761	\$ 174,654,832	9.6%
4	Total Casino Win		\$ 22,026,037		


**GROSS REVENUE**

5	Year-to-Date Table and Other Games and Poker Win .....	\$ 50,384,386
6	Year-to-Date Slot Machine Win .....	\$ 130,042,613
7	Year-to-Date Total Casino Win .....	<b>\$ 180,426,999</b>
8	Adjustments .....	<b>\$ 26,238</b>
9	Year-To-Date Gross Revenue .....	<b>\$ 180,453,237</b>
10	Authorized Casino Square Footage - End of Month .....	113,448
11	Authorized Simulcasting Square Footage - End of Month .....	-
12	Simulcasting Revenue for the Month.....	\$ -
13	Simulcasting Handle for the Month.....	\$ -
14	Promotional Gaming Credits Wagered for the Month.....	\$ 2,298,574

Under penalties of perjury, I declare that I have examined this report, and to the best of my knowledge and belief, it is true and complete.

October 8, 2021

DATE



Angela Bianchini

OPERATIONS CONTROLLER(8454-11)

TITLE (LICENSE NUMBER)

# GOLDEN NUGGET

## MONTHLY GROSS REVENUE REPORT

### FOR THE MONTH OF SEPTEMBER, 2021

#### CASINO WIN - CURRENT MONTH

Line (a)	Type of Game (b)	Authorized Units (c)	Win or (Loss) (d)	Drop/Handle (e)	Win or (Loss) Percentage (f)
1	Table and Other Games	72	\$ 1,814,273	\$ 13,509,178	13.4%
2	Poker	9	\$ -		
3	Slot Machines	1,205	\$ 11,129,900	\$ 113,140,324	9.8%
4	Total Casino Win		\$ 12,944,173		

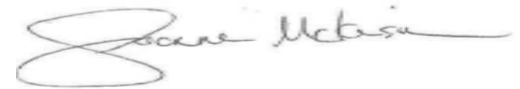
#### GROSS REVENUE

5	Year-to-Date Table and Other Games and Poker Win .....	\$ 19,325,049	
6	Year-to-Date Slot Machine Win .....	\$ 91,026,971	
7	Year-to-Date Total Casino Win .....	<u>\$ 110,352,020</u>	
8	Adjustments .....	<u>\$ (12,893)</u>	
9	Year-To-Date Gross Revenue .....	<u>\$ 110,339,127</u>	
10	Authorized Casino Square Footage - End of Month .....	78,464	
11	Authorized Simulcasting Square Footage - End of Month .....	-	
12	Simulcasting Revenue for the Month.....	\$ -	
13	Simulcasting Handle for the Month.....	\$ -	
14	Promotional Gaming Credits Wagered for the Month.....	<u>\$ 2,238,021</u>	

Under penalties of perjury, I declare that I have examined this report, and to the best of my knowledge and belief, it is true and complete

October 7, 2021

DATE



Joanne McKensie

Director of Finance/Controller 1231.11

# HARD ROCK ATLANTIC CITY

## MONTHLY GROSS REVENUE REPORT

### FOR THE MONTH OF SEPTEMBER, 2021

#### CASINO WIN - CURRENT MONTH

Line (a)	Type of Game (b)	Authorized Units (c)	Win or (Loss) (d)	Drop/Handle (e)	Win or (Loss) Percentage (f)
1	Table and Other Games	120	\$ 11,631,047	\$ 83,284,867	14.0%
2	Poker	0	\$ -		
3	Slot Machines	2,250	\$ 29,443,684	\$ 321,755,754	9.2%
4	Total Casino Win		\$ 41,074,731		

#### GROSS REVENUE

5	Year-to-Date Table and Other Games and Poker Win .....	\$ 96,121,416	
6	Year-to-Date Slot Machine Win .....	\$ 224,719,783	
7	Year-to-Date Total Casino Win .....		<b>\$ 320,841,199</b>
8	Adjustments .....		<b>\$ 756,361</b>
9	Year-To-Date Gross Revenue .....		<b>\$ 321,597,560</b>
10	Authorized Casino Square Footage - End of Month .....	122,771	
11	Authorized Simulcasting Square Footage - End of Month .....	-	
12	Simulcasting Revenue for the Month.....	\$ -	
13	Simulcasting Handle for the Month.....	\$ -	
14	Promotional Gaming Credits Wagered for the Month.....	\$ 5,816,827	

Under penalties of perjury, I declare that I have examined this report, and to the best of my knowledge and belief, it is true and complete

October 8, 2021

DATE



Bob Allen

V.P. of Finance 6793-11  
TITLE (LICENSE NUMBER)

# HARRAH'S RESORT ATLANTIC CITY

## MONTHLY GROSS REVENUE REPORT

FOR THE MONTH OF SEPTEMBER, 2021

### CASINO WIN - CURRENT MONTH

Line (a)	Type of Game (b)	Authorized Units (c)	Win or (Loss) (d)	Drop/Handle (e)	Win or (Loss) Percentage (f)
1	Table and Other Games	103	\$ 6,188,946	\$ 28,402,119	21.8%
2	Poker	29	\$ 324,150		
3	Slot Machines	1,860	\$ 20,958,788	\$ 252,991,216	8.3%
4	Total Casino Win		\$ 27,471,884		

### GROSS REVENUE

5	Year-to-Date Table and Other Games and Poker Win .....	\$ 46,831,855	
6	Year-to-Date Slot Machine Win .....	\$ 148,829,128	
7	Year-to-Date Total Casino Win .....		\$ 195,660,983
8	Adjustments .....		\$ -
9	Year-To-Date Gross Revenue .....		\$ 195,660,983
10	Authorized Casino Square Footage - End of Month .....	150,103	
11	Authorized Simulcasting Square Footage - End of Month .....	-	
12	Simulcasting Revenue for the Month.....	\$ -	
13	Simulcasting Handle for the Month.....	\$ -	
14	Promotional Gaming Credits Wagered for the Month.....	\$ 2,925,862	

Under penalties of perjury, I declare that I have examined this report, and to the best of my knowledge and belief, it is true and complete

October 8, 2021

DATE



Taalib-deen Muhammad

Operations Controller (008168-11)

TITLE (LICENSE NUMBER)

**OCEAN CASINO RESORT AC**  
**MONTHLY GROSS REVENUE REPORT**  
**FOR THE MONTH OF SEPTEMBER 2021**

**CASINO WIN - CURRENT MONTH**

Line (a)	Type of Game (b)	Authorized Units (c)	Win or (Loss) (d)	Drop/Handle (e)	Win or (Loss) Percentage (f)
1	Table and Other Games	108	\$ 7,890,350	\$ 48,825,152	16.2%
2	Poker	0	\$ -		
3	Slot Machines	1,711	\$ 21,185,164	\$ 218,647,936	9.7%
4	Total Casino Win		\$ 29,075,514		

**GROSS REVENUE**

5	Year-to-Date Table and Other Games and Poker Win .....	\$ 55,796,097	
6	Year-to-Date Slot Machine Win .....	\$ 165,914,388	
7	Year-to-Date Total Casino Win .....		\$ 221,710,485
8	Adjustments .....		\$ -
9	Year-To-Date Gross Revenue .....		\$ 221,710,485
10	Authorized Casino Square Footage - End of Month .....	134,955	
11	Authorized Simulcasting Square Footage - End of Month .....	-	
12	Simulcasting Revenue for the Month.....	\$ -	
13	Simulcasting Handle for the Month.....	\$ -	
14	Promotional Gaming Credits Wagered for the Month.....	\$ 3,532,301	

Under penalties of perjury, I declare that I have examined this report, and to the best of my knowledge and belief, it is true and complete

October 8, 2021

DATE



Rita Smith

Operational Accounting Controller #010293-11

Title (License #)

**RESORTS CASINO HOTEL (DGMB CASINO LLC)**  
**MONTHLY GROSS REVENUE REPORT**  
**FOR THE MONTH OF SEPTEMBER 2021**

**CASINO WIN - CURRENT MONTH**

Line (a)	Type of Game (b)	Authorized Units (c)	Win or (Loss) (d)	Drop/Handle (e)	Win or (Loss) Percentage (f)
1	Table and Other Games	71	\$ 4,580,268	\$ 26,571,179	17.2%
2	Poker	0	\$ -		
3	Slot Machines	1,343	\$ 12,664,926	\$ 139,264,752	9.1%
4	Total Casino Win		\$ 17,245,194		

**GROSS REVENUE**

5	Year-to-Date Table and Other Games and Poker Win .....	\$ 27,834,964	
6	Year-to-Date Slot Machine Win .....	\$ 99,934,160	
7	Year-to-Date Total Casino Win .....		<b>\$ 127,769,124</b>
8	Adjustments .....		\$ -
9	Year-To-Date Gross Revenue .....		<b>\$ 127,769,124</b>

10	Authorized Casino Square Footage - End of Month .....	79,009
11	Authorized Simulcasting Square Footage - End of Month .....	-
12	Simulcasting Revenue for the Month.....	\$ -
13	Simulcasting Handle for the Month.....	\$ -
14	Promotional Gaming Credits Wagered for the Month.....	\$ 2,070,903

Under penalties of perjury, I declare that I have examined this report, and to the best of my knowledge and belief, it is true and complete

October 10, 2021

DATE



Angela Tarnacki

Director Operational Accounting 010256-11  
 TITLE (LICENSE NUMBER)



# TROPICANA CASINO & RESORT

## MONTHLY GROSS REVENUE REPORT

### FOR THE MONTH OF SEPTEMBER 2021

#### CASINO WIN - CURRENT MONTH

Line (a)	Type of Game (b)	Authorized Units (c)	Win or (Loss) (d)	Drop/Handle (e)	Win or (Loss) Percentage (f)
1	Table and Other Games	104	\$ 5,334,118	\$ 28,920,397	18.4%
2	Poker	18	\$ 185,250		
3	Slot Machines	2,007	\$ 18,835,594	\$ 195,477,736	9.6%
4	Total Casino Win		\$ 24,354,962		

#### GROSS REVENUE

5	Year-to-Date Table and Other Games and Poker Win .....	\$ 42,302,939	
6	Year-to-Date Slot Machine Win .....	\$ 151,619,651	
7	Year-to-Date Total Casino Win .....		\$ 193,922,590
8	Adjustments .....		\$ 7,160
9	Year-To-Date Gross Revenue .....		\$ 193,929,750
10	Authorized Casino Square Footage - End of Month .....	121,741	
11	Authorized Simulcasting Square Footage - End of Month .....	-	
12	Simulcasting Revenue for the Month.....	\$ -	
13	Simulcasting Handle for the Month.....	\$ -	
14	Promotional Gaming Credits Wagered for the Month.....	\$ 3,685,164	

Under penalties of perjury, I declare that I have examined this report, and to the best of my knowledge and belief, it is true and complete

October 8, 2021

DATE

*Charles Washington Jr*

Charles Washington, Jr.

Casino Controller 10475-11

TITLE (LICENSE NUMBER)