

# PREMIER ENTERTAINMENT AC, LLC DBA BALLY'S AC

## MONTHLY GROSS REVENUE REPORT

FOR THE MONTH OF AUGUST 2022

### CASINO WIN - CURRENT MONTH


Line (a)	Type of Game (b)	Authorized Units (c)	Win or (Loss) (d)	Drop/Handle (e)	Win or (Loss) Percentage (f)
1	Table and Other Games	87	\$ 4,327,752	\$ 30,118,152	14.4%
2	Poker	0	\$ -		
3	Slot Machines	1,225	\$ 11,408,137	\$ 117,321,615	9.7%
4	Total Casino Win		\$ 15,735,889		

### GROSS REVENUE

5	Year-to-Date Table and Other Games and Poker Win .....	\$ 31,012,812	
6	Year-to-Date Slot Machine Win .....	\$ 75,178,995	
7	Year-to-Date Total Casino Win .....	\$ 106,191,807	
8	Adjustments .....	\$ -	
9	Year-To-Date Gross Revenue .....	\$ 106,191,807	
10	Authorized Casino Square Footage - End of Month .....	84,236	
11	Authorized Simulcasting Square Footage - End of Month .....	-	
12	Simulcasting Revenue for the Month.....	\$ -	
13	Simulcasting Handle for the Month.....	\$ -	
14	Slot Machines Promotional Gaming Credits Wagered for the Month.....	\$ 2,455,082	
15	Table Games Promotional Gaming Credits Wagered for the Month.....	\$ 409,698	

Under penalties of perjury, I declare that I have examined this report, and to the best of my knowledge and belief, it is true and complete

September 8, 2022  
\_\_\_\_\_  
DATE

  
\_\_\_\_\_  
NIEL CAFONE  
  
OPERATIONS CONTROLLER (1861-11)  
\_\_\_\_\_  
TITLE (LICENSE NUMBER)

# BORGATA HOTEL CASINO & SPA

## MONTHLY GROSS REVENUE REPORT

FOR THE MONTH OF AUGUST 2022

### CASINO WIN - CURRENT MONTH

Line (a)	Type of Game (b)	Authorized Units (c)	Win or (Loss) (d)	Drop/Handle (e)	Win or (Loss) Percentage (f)
1	Table and Other Games	163	\$ 20,091,921	\$ 102,133,194	19.7%
2	Poker	73	\$ 1,325,219		
3	Slot Machines	2,837	\$ 50,554,696	\$ 571,608,971	8.8%
4	Total Casino Win		\$ 71,971,836		

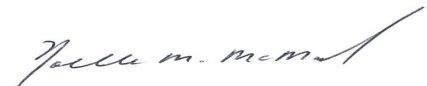
### GROSS REVENUE

5	Year-to-Date Table and Other Games and Poker Win .....	\$ 136,356,762	
6	Year-to-Date Slot Machine Win .....	\$ 347,775,891	
7	Year-to-Date Total Casino Win .....	\$ 484,132,653	
8	Adjustments .....	\$ -	
9	Year-To-Date Gross Revenue .....	\$ 484,132,653	
10	Authorized Casino Square Footage - End of Month .....	136,771	
11	Authorized Simulcasting Square Footage - End of Month .....	23,620	
12	Simulcasting Revenue for the Month.....	\$ 137,012	
13	Simulcasting Handle for the Month.....	\$ 1,670,694	
14	Slot Machines Promotional Gaming Credits Wagered for the Month.....	\$ 9,346,625	
15	Table Games Promotional Gaming Credits Wagered for the Month.....	\$ 1,504,850	

Under penalties of perjury, I declare that I have examined this report, and to the best of my knowledge and belief, it is true and complete

September 8, 2022

DATE



Noelle M. McManus

Casino Controller 9751-11  
TITLE (LICENSE NUMBER)

# CAESARS ATLANTIC CITY MONTHLY GROSS REVENUE REPORT FOR THE MONTH OF AUGUST, 2022

## CASINO WIN - CURRENT MONTH

Line (a)	Type of Game (b)	Authorized Units (c)	Win or (Loss) (d)	Drop/Handle (e)	Win or (Loss) Percentage (f)
1	Table and Other Games	107	\$ 5,942,097	\$ 36,011,642	16.5%
2	Poker	0	\$ -		
3	Slot Machines	1,627	\$ 15,712,437	\$ 165,489,122	9.5%
4	Total Casino Win		\$ 21,654,534		

## GROSS REVENUE

5	Year-to-Date Table and Other Games and Poker Win .....	\$ 48,925,377	
6	Year-to-Date Slot Machine Win .....	\$ 110,802,573	
7	Year-to-Date Total Casino Win .....	\$ 159,727,950	
8	Adjustments .....	\$ 8,684	
9	Year-To-Date Gross Revenue .....	\$ 159,736,634	
10	Authorized Casino Square Footage - End of Month .....	113,451	
11	Authorized Simulcasting Square Footage - End of Month .....	-	
12	Simulcasting Revenue for the Month.....	\$ -	
13	Simulcasting Handle for the Month.....	\$ -	
14	Slot Machines Promotional Gaming Credits Wagered for the Month.....	\$ 2,660,802	
15	Table Games Promotional Gaming Credits Wagered for the Month.....	\$ 315,900	

Under penalties of perjury, I declare that I have examined this report, and to the best of my knowledge and belief, it is true and complete

September 8, 2022

DATE



Angela Bianchini

OPERATIONS CONTROLLER (8454-11)  
TITLE (LICENSE NUMBER)

# GOLDEN NUGGET

## MONTHLY GROSS REVENUE REPORT

FOR THE MONTH OF AUGUST, 2022

### CASINO WIN - CURRENT MONTH

Line (a)	Type of Game (b)	Authorized Units (c)	Win or (Loss) (d)	Drop/Handle (e)	Win or (Loss) Percentage (f)
1	Table and Other Games	78	\$ 2,430,451	\$ 15,000,337	16.2%
2	Poker	9	\$ -		
3	Slot Machines	1,174	\$ 10,510,241	\$ 109,479,166	9.6%
4	Total Casino Win		\$ 12,940,692		


### GROSS REVENUE

5	Year-to-Date Table and Other Games and Poker Win .....	\$ 18,505,797
6	Year-to-Date Slot Machine Win .....	\$ 82,590,579
7	Year-to-Date Total Casino Win .....	<b>\$ 101,096,376</b>
8	Adjustments .....	<b>\$ (2,978)</b>
9	Year-To-Date Gross Revenue .....	<b>\$ 101,093,398</b>
10	Authorized Casino Square Footage - End of Month .....	78,014
11	Authorized Simulcasting Square Footage - End of Month .....	-
12	Simulcasting Revenue for the Month.....	\$ -
13	Simulcasting Handle for the Month.....	\$ -
14	Slot Machines Promotional Gaming Credits Wagered for the Month.....	\$ 2,072,665
15	Table Games Promotional Gaming Credits Wagered for the Month.....	\$ 90,655

Under penalties of perjury, I declare that I have examined this report, and to the best of my knowledge and belief, it is true and complete

September 7, 2022

DATE



Joanne McKensie

Director of Finance/Controller 1231.11

# HARD ROCK ATLANTIC CITY MONTHLY GROSS REVENUE REPORT FOR THE MONTH OF AUGUST, 2022

## CASINO WIN - CURRENT MONTH

Line (a)	Type of Game (b)	Authorized Units (c)	Win or (Loss) (d)	Drop/Handle (e)	Win or (Loss) Percentage (f)
1	Table and Other Games	128	\$ 12,113,242	\$ 88,695,311	13.7%
2	Poker	0	\$ -		
3	Slot Machines	2,299	\$ 33,693,980	\$ 351,555,601	9.6%
4	Total Casino Win		\$ 45,807,222		

## GROSS REVENUE

5	Year-to-Date Table and Other Games and Poker Win .....	\$ 107,426,008	
6	Year-to-Date Slot Machine Win .....	\$ 229,368,929	
7	Year-to-Date Total Casino Win .....	\$ 336,794,937	
8	Adjustments .....	\$ -	
9	Year-To-Date Gross Revenue .....	\$ 336,794,937	
10	Authorized Casino Square Footage - End of Month .....	122,834	
11	Authorized Simulcasting Square Footage - End of Month .....	-	
12	Simulcasting Revenue for the Month.....	\$ -	
13	Simulcasting Handle for the Month.....	\$ -	
14	Slot Machines Promotional Gaming Credits Wagered for the Month.....	\$ 6,403,665	
15	Table Games Promotional Gaming Credits Wagered for the Month.....	\$ 1,246,588	

Under penalties of perjury, I declare that I have examined this report, and to the best of my knowledge and belief, it is true and complete

September 8, 2022  
\_\_\_\_\_  
DATE

*Hetal Mistry*  
\_\_\_\_\_  
Hetal Mistry  
  
Casino Controller 10465-11  
\_\_\_\_\_  
TITLE (LICENSE NUMBER)

# HARRAH'S RESORT ATLANTIC CITY MONTHLY GROSS REVENUE REPORT FOR THE MONTH OF AUGUST 2022

## CASINO WIN - CURRENT MONTH

Line (a)	Type of Game (b)	Authorized Units (c)	Win or (Loss) (d)	Drop/Handle (e)	Win or (Loss) Percentage (f)
1	Table and Other Games	102	\$ 4,962,328	\$ 25,803,104	19.2%
2	Poker	28	\$ 316,649		
3	Slot Machines	1,850	\$ 19,714,095	\$ 227,841,825	8.7%
4	Total Casino Win		\$ 24,993,072		

## GROSS REVENUE

5	Year-to-Date Table and Other Games and Poker Win .....	\$ 37,109,073	
6	Year-to-Date Slot Machine Win .....	\$ 136,057,964	
7	Year-to-Date Total Casino Win .....	<b>\$ 173,167,037</b>	
8	Adjustments .....	\$ -	
9	Year-To-Date Gross Revenue .....	<b>\$ 173,167,037</b>	
10	Authorized Casino Square Footage - End of Month .....	150,103	
11	Authorized Simulcasting Square Footage - End of Month .....	-	
12	Simulcasting Revenue for the Month.....	\$ -	
13	Simulcasting Handle for the Month.....	\$ -	
14	Slot Machines Promotional Gaming Credits Wagered for the Month.....	\$ 2,612,504	
15	Table Games Promotional Gaming Credits Wagered for the Month.....	\$ 215,290	

Under penalties of perjury, I declare that I have examined this report, and to the best of my knowledge and belief, it is true and complete

September 7, 2022  
\_\_\_\_\_  
DATE

  
\_\_\_\_\_  
Taalib-deen Muhammad

Operations Controller (008168-11)  
\_\_\_\_\_  
TITLE (LICENSE NUMBER)

# OCEAN CASINO RESORT AC

## MONTHLY GROSS REVENUE REPORT

FOR THE MONTH OF AUGUST 2022

### CASINO WIN - CURRENT MONTH

Line (a)	Type of Game (b)	Authorized Units (c)	Win or (Loss) (d)	Drop/Handle (e)	Win or (Loss) Percentage (f)
1	Table and Other Games	122	\$ 9,617,133	\$ 55,505,523	17.3%
2	Poker	0	\$ -		
3	Slot Machines	1,765	\$ 26,942,052	\$ 279,300,420	9.6%
4	Total Casino Win		\$ 36,559,185		

### GROSS REVENUE

5	Year-to-Date Table and Other Games and Poker Win .....	\$ 63,697,940
6	Year-to-Date Slot Machine Win .....	\$ 173,756,972
7	Year-to-Date Total Casino Win .....	<b>\$ 237,454,912</b>
8	Adjustments .....	\$ -
9	Year-To-Date Gross Revenue .....	<b>\$ 237,454,912</b>
10	Authorized Casino Square Footage - End of Month .....	136,957
11	Authorized Simulcasting Square Footage - End of Month .....	-
12	Simulcasting Revenue for the Month.....	\$ -
13	Simulcasting Handle for the Month.....	\$ -
14	Slot Machines Promotional Gaming Credits Wagered for the Month.....	\$ 5,455,070
15	Table Games Promotional Gaming Credits Wagered for the Month.....	\$ 370,625

Under penalties of perjury, I declare that I have examined this report, and to the best of my knowledge and belief, it is true and complete

September 8, 2022

DATE



Rita Smith

Operational Accounting Controller #010293-1  
TITLE (LICENSE NUMBER)

**RESORTS CASINO HOTEL (DGMB CASINO LLC)**  
**MONTHLY GROSS REVENUE REPORT**  
**FOR THE MONTH OF AUGUST 2022**

**CASINO WIN - CURRENT MONTH**


Line (a)	Type of Game (b)	Authorized Units (c)	Win or (Loss) (d)	Drop/Handle (e)	Win or (Loss) Percentage (f)
1	Table and Other Games	75	\$ 3,726,830	\$ 24,486,535	15.2%
2	Poker	0	\$ -		
3	Slot Machines	1,371	\$ 14,731,946	\$ 156,322,826	9.4%
4	Total Casino Win		\$ 18,458,776		

**GROSS REVENUE**

5	Year-to-Date Table and Other Games and Poker Win .....	\$ 23,102,704
6	Year-to-Date Slot Machine Win .....	\$ 90,847,517
7	Year-to-Date Total Casino Win .....	<b>\$ 113,950,221</b>
8	Adjustments .....	\$ -
9	Year-To-Date Gross Revenue .....	<b>\$ 113,950,221</b>
10	Authorized Casino Square Footage - End of Month .....	79,009
11	Authorized Simulcasting Square Footage - End of Month .....	-
12	Simulcasting Revenue for the Month.....	\$ -
13	Simulcasting Handle for the Month.....	\$ -
14	Slot Machines Promotional Gaming Credits Wagered for the Month.....	\$ 2,888,521
15	Table Games Promotional Gaming Credits Wagered for the Month.....	\$ 281,525

Under penalties of perjury, I declare that I have examined this report, and to the best of my knowledge and belief, it is true and complete.

September 9, 2022  
 \_\_\_\_\_  
 DATE

  
 \_\_\_\_\_  
 Christopher Crane  
 \_\_\_\_\_  
 Casino Controller (010651-11)  
 TITLE (LICENSE NUMBER)



# TROPICANA CASINO & RESORT

## MONTHLY GROSS REVENUE REPORT

FOR THE MONTH OF AUGUST 2022

### CASINO WIN - CURRENT MONTH

Line (a)	Type of Game (b)	Authorized Units (c)	Win or (Loss) (d)	Drop/Handle (e)	Win or (Loss) Percentage (f)
1	Table and Other Games	104	\$ 4,560,024	\$ 26,592,667	17.1%
2	Poker	18	\$ 213,581		
3	Slot Machines	1,973	\$ 21,081,052	\$ 215,092,349	9.8%
4	Total Casino Win		\$ 25,854,657		

### GROSS REVENUE

5	Year-to-Date Table and Other Games and Poker Win .....	\$ 36,418,175
6	Year-to-Date Slot Machine Win .....	\$ 134,161,045
7	Year-to-Date Total Casino Win .....	<b>\$ 170,579,220</b>
8	Adjustments .....	<b>\$ 808</b>
9	Year-To-Date Gross Revenue .....	<b>\$ 170,580,028</b>
10	Authorized Casino Square Footage - End of Month .....	121,071
11	Authorized Simulcasting Square Footage - End of Month .....	-
12	Simulcasting Revenue for the Month.....	\$ -
13	Simulcasting Handle for the Month.....	\$ -
14	Slot Machines Promotional Gaming Credits Wagered for the Month.....	\$ 2,722,679
15	Table Games Promotional Gaming Credits Wagered for the Month.....	\$ 154,465

Under penalties of perjury, I declare that I have examined this report, and to the best of my knowledge and belief, it is true and complete

September 7, 2022

DATE

*Charles Washington Jr*

Charles Washington Jr

Casino Controller 10475-11

TITLE (LICENSE NUMBER)