

# PREMIER ENTERTAINMENT AC, LLC DBA BALLY'S AC

## MONTHLY GROSS REVENUE REPORT

FOR THE MONTH OF JULY 2022

### CASINO WIN - CURRENT MONTH

Line (a)	Type of Game (b)	Authorized Units (c)	Win or (Loss) (d)	Drop/Handle (e)	Win or (Loss) Percentage (f)
1	Table and Other Games	81	\$ 4,041,541	\$ 35,532,480	11.4%
2	Poker	0	\$ -		
3	Slot Machines	1,244	\$ 12,778,755	\$ 129,133,577	9.9%
4	Total Casino Win		\$ 16,820,296		

### GROSS REVENUE

5	Year-to-Date Table and Other Games and Poker Win .....	\$ 26,685,060	
6	Year-to-Date Slot Machine Win .....	\$ 63,770,858	
7	Year-to-Date Total Casino Win .....	<b>\$ 90,455,918</b>	
8	Adjustments .....	\$ -	
9	Year-To-Date Gross Revenue .....	<b>\$ 90,455,918</b>	
10	Authorized Casino Square Footage - End of Month .....	82,979	
11	Authorized Simulcasting Square Footage - End of Month .....	-	
12	Simulcasting Revenue for the Month.....	\$ -	
13	Simulcasting Handle for the Month.....	\$ -	
14	Slot Machines Promotional Gaming Credits Wagered for the Month.....	\$ 2,579,181	
15	Table Games Promotional Gaming Credits Wagered for the Month.....	\$ 537,276	

Under penalties of perjury, I declare that I have examined this report, and to the best of my knowledge and belief, it is true and complete.

August 8, 2022

DATE



NIEL CAFONE

OPERATIONS CONTROLLER (1861-11)  
TITLE (LICENSE NUMBER)

# BORGATA HOTEL CASINO & SPA

## MONTHLY GROSS REVENUE REPORT

FOR THE MONTH OF JULY 2022

### CASINO WIN - CURRENT MONTH

Line (a)	Type of Game (b)	Authorized Units (c)	Win or (Loss) (d)	Drop/Handle (e)	Win or (Loss) Percentage (f)
1	Table and Other Games	163	\$ 21,678,595	\$ 122,450,568	17.7%
2	Poker	73	\$ 1,394,168		
3	Slot Machines	2,837	\$ 53,657,028	\$ 600,300,787	8.9%
4	Total Casino Win		\$ 76,729,791		

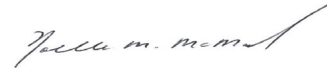
### GROSS REVENUE

5	Year-to-Date Table and Other Games and Poker Win .....	\$ 114,939,622	
6	Year-to-Date Slot Machine Win .....	\$ 297,221,195	
7	Year-to-Date Total Casino Win .....		<b>\$ 412,160,817</b>
8	Adjustments .....		<b>\$ -</b>
9	Year-To-Date Gross Revenue .....		<b>\$ 412,160,817</b>
10	Authorized Casino Square Footage - End of Month .....	136,771	
11	Authorized Simulcasting Square Footage - End of Month .....	23,620	
12	Simulcasting Revenue for the Month.....	\$ 153,693	
13	Simulcasting Handle for the Month.....	\$ 1,837,800	
14	Slot Machines Promotional Gaming Credits Wagered for the Month.....	\$ 9,900,423	
15	Table Games Promotional Gaming Credits Wagered for the Month.....	\$ 1,360,950	

Under penalties of perjury, I declare that I have examined this report, and to the best of my knowledge and belief, it is true and complete.

August 8, 2022

DATE



Noelle M. McManus

Casino Controller 9751-11

TITLE (LICENSE NUMBER)

# CAESARS ATLANTIC CITY

## MONTHLY GROSS REVENUE REPORT

FOR THE MONTH OF JULY, 2022

### CASINO WIN - CURRENT MONTH

Line (a)	Type of Game (b)	Authorized Units (c)	Win or (Loss) (d)	Drop/Handle (e)	Win or (Loss) Percentage (f)
1	Table and Other Games	108	\$ 8,496,504	\$ 39,357,681	21.6%
2	Poker	0	\$ -		
3	Slot Machines	1,668	\$ 16,659,718	\$ 176,765,156	9.4%
4	Total Casino Win		\$ 25,156,222		

### GROSS REVENUE

5	Year-to-Date Table and Other Games and Poker Win .....	\$	42,983,280
6	Year-to-Date Slot Machine Win .....	\$	95,090,136
7	Year-to-Date Total Casino Win .....	<b>\$</b>	<b>138,073,416</b>
8	Adjustments .....	<b>\$</b>	<b>8,684</b>
9	Year-To-Date Gross Revenue .....	<b>\$</b>	<b>138,082,100</b>
10	Authorized Casino Square Footage - End of Month .....		113,451
11	Authorized Simulcasting Square Footage - End of Month .....		-
12	Simulcasting Revenue for the Month.....	\$	-
13	Simulcasting Handle for the Month.....	\$	-
14	Slot Machines Promotional Gaming Credits Wagered for the Month.....	\$	3,033,320
15	Table Games Promotional Gaming Credits Wagered for the Month.....	\$	378,988

Under penalties of perjury, I declare that I have examined this report, and to the best of my knowledge and belief, it is true and complete.

August 6, 2022

DATE



Angela Bianchini

OPERATIONS CONTROLLER (8454-11)

TITLE (LICENSE NUMBER)

# GOLDEN NUGGET

## MONTHLY GROSS REVENUE REPORT

FOR THE MONTH OF JULY, 2022

### CASINO WIN - CURRENT MONTH

Line (a)	Type of Game (b)	Authorized Units (c)	Win or (Loss) (d)	Drop/Handle (e)	Win or (Loss) Percentage (f)
1	Table and Other Games	78	\$ 2,346,547	\$ 17,391,924	13.5%
2	Poker	9	\$ -		
3	Slot Machines	1,167	\$ 12,140,463	\$ 119,706,179	10.1%
4	Total Casino Win		\$ 14,487,010		

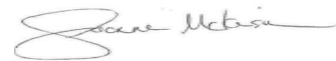
### GROSS REVENUE

5	Year-to-Date Table and Other Games and Poker Win .....	\$ 16,075,346	
6	Year-to-Date Slot Machine Win .....	\$ 72,080,338	
7	Year-to-Date Total Casino Win .....		<b>\$ 88,155,684</b>
8	Adjustments .....		<b>\$ (2,978)</b>
9	Year-To-Date Gross Revenue .....		<b>\$ 88,152,706</b>
10	Authorized Casino Square Footage - End of Month .....	78,014	
11	Authorized Simulcasting Square Footage - End of Month .....	-	
12	Simulcasting Revenue for the Month.....	\$ -	
13	Simulcasting Handle for the Month.....	\$ -	
14	Slot Machines Promotional Gaming Credits Wagered for the Month.....	\$ 2,364,350	
15	Table Games Promotional Gaming Credits Wagered for the Month.....	\$ 114,050	

Under penalties of perjury, I declare that I have examined this report, and to the best of my knowledge and belief, it is true and complete.

August 8, 2022

DATE



Joanne McKensie

Director of Finance/Controller 1231.11

# HARD ROCK ATLANTIC CITY

## MONTHLY GROSS REVENUE REPORT

FOR THE MONTH OF JULY, 2022

### CASINO WIN - CURRENT MONTH

Line (a)	Type of Game (b)	Authorized Units (c)	Win or (Loss) (d)	Drop/Handle (e)	Win or (Loss) Percentage (f)
1	Table and Other Games	128	\$ 17,063,188	\$ 95,748,482	17.8%
2	Poker	0	\$ -		
3	Slot Machines	2,285	\$ 35,827,283	\$ 379,586,684	9.4%
4	Total Casino Win		\$ 52,890,471		

### GROSS REVENUE

5	Year-to-Date Table and Other Games and Poker Win .....	\$ 95,312,766	
6	Year-to-Date Slot Machine Win .....	\$ 195,674,949	
7	Year-to-Date Total Casino Win .....	<b>\$ 290,987,715</b>	
8	Adjustments .....	\$ -	
9	Year-To-Date Gross Revenue .....	<b>\$ 290,987,715</b>	
10	Authorized Casino Square Footage - End of Month .....	122,834	
11	Authorized Simulcasting Square Footage - End of Month .....	-	
12	Simulcasting Revenue for the Month.....	\$ -	
13	Simulcasting Handle for the Month.....	\$ -	
14	Slot Machines Promotional Gaming Credits Wagered for the Month.....	\$ 7,502,607	
15	Table Games Promotional Gaming Credits Wagered for the Month.....	\$ 1,281,778	

Under penalties of perjury, I declare that I have examined this report, and to the best of my knowledge and belief, it is true and complete.

August 8, 2022  
DATE

*Hetal Mistry*

Hetal Mistry

Casino Controller 10465-11  
TITLE (LICENSE NUMBER)

# HARRAH'S RESORT ATLANTIC CITY

## MONTHLY GROSS REVENUE REPORT

FOR THE MONTH OF JULY 2022

### CASINO WIN - CURRENT MONTH

Line (a)	Type of Game (b)	Authorized Units (c)	Win or (Loss) (d)	Drop/Handle (e)	Win or (Loss) Percentage (f)
1	Table and Other Games	102	\$ 5,764,556	\$ 26,885,237	21.4%
2	Poker	28	\$ 293,477		
3	Slot Machines	1,850	\$ 20,374,006	\$ 233,885,837	8.7%
4	Total Casino Win		\$ 26,432,039		

### GROSS REVENUE

5	Year-to-Date Table and Other Games and Poker Win .....	\$ 31,830,096	
6	Year-to-Date Slot Machine Win .....	\$ 116,343,869	
7	Year-to-Date Total Casino Win .....		<b>\$ 148,173,965</b>
8	Adjustments .....		<b>\$ -</b>
9	Year-To-Date Gross Revenue .....		<b>\$ 148,173,965</b>
10	Authorized Casino Square Footage - End of Month .....	150,103	
11	Authorized Simulcasting Square Footage - End of Month .....	-	
12	Simulcasting Revenue for the Month.....	\$ -	
13	Simulcasting Handle for the Month.....	\$ -	
14	Slot Machines Promotional Gaming Credits Wagered for the Month.....	\$ 2,790,675	
15	Table Games Promotional Gaming Credits Wagered for the Month.....	\$ 204,395	

Under penalties of perjury, I declare that I have examined this report, and to the best of my knowledge and belief, it is true and complete.

August 6, 2022

DATE



Taalib-deen Muhammad

Operations Controller (008168-11)

TITLE (LICENSE NUMBER)

# OCEAN CASINO RESORT AC

## MONTHLY GROSS REVENUE REPORT

FOR THE MONTH OF JULY 2022

### CASINO WIN - CURRENT MONTH

Line (a)	Type of Game (b)	Authorized Units (c)	Win or (Loss) (d)	Drop/Handle (e)	Win or (Loss) Percentage (f)
1	Table and Other Games	123	\$ 12,817,265	\$ 64,187,327	20.0%
2	Poker	0	\$ -		
3	Slot Machines	1,764	\$ 27,553,500	\$ 293,163,534	9.4%
4	Total Casino Win		\$ 40,370,765		

### GROSS REVENUE

5	Year-to-Date Table and Other Games and Poker Win .....	\$	54,080,807
6	Year-to-Date Slot Machine Win .....	\$	146,814,920
7	Year-to-Date Total Casino Win .....	<b>\$</b>	<b>200,895,727</b>
8	Adjustments .....	<b>\$</b>	<b>-</b>
9	Year-To-Date Gross Revenue .....	<b>\$</b>	<b>200,895,727</b>
10	Authorized Casino Square Footage - End of Month .....		136,957
11	Authorized Simulcasting Square Footage - End of Month .....		-
12	Simulcasting Revenue for the Month.....	\$	-
13	Simulcasting Handle for the Month.....	\$	-
14	Slot Machines Promotional Gaming Credits Wagered for the Month.....	\$	6,045,536
15	Table Games Promotional Gaming Credits Wagered for the Month.....	\$	377,153

Under penalties of perjury, I declare that I have examined this report, and to the best of my knowledge and belief, it is true and complete.

August 9, 2022

DATE



Rita Smith

Operational Accounting Controller #010293-1  
TITLE (LICENSE NUMBER)

**RESORTS CASINO HOTEL (DGMB CASINO LLC)**  
**MONTHLY GROSS REVENUE REPORT**  
 FOR THE MONTH OF JULY 2022

**CASINO WIN - CURRENT MONTH**


Line (a)	Type of Game (b)	Authorized Units (c)	Win or (Loss) (d)	Drop/Handle (e)	Win or (Loss) Percentage (f)
1	Table and Other Games	75	\$ 3,361,331	\$ 23,662,860	14.2%
2	Poker	0	\$ -		
3	Slot Machines	1,370	\$ 14,780,010	\$ 155,470,279	9.5%
4	Total Casino Win		\$ 18,141,341		

**GROSS REVENUE**

5	Year-to-Date Table and Other Games and Poker Win .....	\$ 19,375,874
6	Year-to-Date Slot Machine Win .....	\$ 76,115,571
7	Year-to-Date Total Casino Win .....	<b>\$ 95,491,445</b>
8	Adjustments .....	\$ -
9	Year-To-Date Gross Revenue .....	<b>\$ 95,491,445</b>
10	Authorized Casino Square Footage - End of Month .....	79,009
11	Authorized Simulcasting Square Footage - End of Month .....	-
12	Simulcasting Revenue for the Month.....	\$ -
13	Simulcasting Handle for the Month.....	\$ -
14	Slot Machines Promotional Gaming Credits Wagered for the Month.....	\$ 2,532,755
15	Table Games Promotional Gaming Credits Wagered for the Month.....	\$ 280,703

Under penalties of perjury, I declare that I have examined this report, and to the best of my knowledge and belief, it is true and complete.

August 9, 2022  
 \_\_\_\_\_  
 DATE

  
 \_\_\_\_\_  
 Christopher Crane  
 \_\_\_\_\_  
 Casino Controller (010651-11)  
 TITLE (LICENSE NUMBER)



# TROPICANA CASINO & RESORT

## MONTHLY GROSS REVENUE REPORT

FOR THE MONTH OF JULY 2022

### CASINO WIN - CURRENT MONTH

Line (a)	Type of Game (b)	Authorized Units (c)	Win or (Loss) (d)	Drop/Handle (e)	Win or (Loss) Percentage (f)
1	Table and Other Games	104	\$ 5,656,037	\$ 33,074,673	17.1%
2	Poker	18	\$ 227,846		
3	Slot Machines	1,981	\$ 22,078,805	\$ 224,566,060	9.8%
4	Total Casino Win		\$ 27,962,688		

### GROSS REVENUE

5	Year-to-Date Table and Other Games and Poker Win .....	\$	31,644,570
6	Year-to-Date Slot Machine Win .....	\$	113,079,993
7	Year-to-Date Total Casino Win .....	<b>\$</b>	<b>144,724,563</b>
8	Adjustments .....	<b>\$</b>	<b>808</b>
9	Year-To-Date Gross Revenue .....	<b>\$</b>	<b>144,725,371</b>
10	Authorized Casino Square Footage - End of Month .....	121,071	
11	Authorized Simulcasting Square Footage - End of Month .....	-	
12	Simulcasting Revenue for the Month.....	\$	-
13	Simulcasting Handle for the Month.....	\$	-
14	Slot Machines Promotional Gaming Credits Wagered for the Month.....	\$	2,810,461
15	Table Games Promotional Gaming Credits Wagered for the Month.....	\$	225,949

Under penalties of perjury, I declare that I have examined this report, and to the best of my knowledge and belief, it is true and complete.

August 8, 2022

DATE

*Charles Washington Jr*

Charles Washington Jr

Casino Controller 10475-11

TITLE (LICENSE NUMBER)