

# PREMIER ENTERTAINMENT AC, LLC DBA BALLY'S AC

## MONTHLY GROSS REVENUE REPORT

### FOR THE MONTH OF MAY 2022

#### CASINO WIN - CURRENT MONTH

Line (a)	Type of Game (b)	Authorized Units (c)	Win or (Loss) (d)	Drop/Handle (e)	Win or (Loss) Percentage (f)
1	Table and Other Games	81	\$ 2,351,636	\$ 28,461,801	8.3%
2	Poker	0	\$ -		
3	Slot Machines	1,279	\$ 10,319,057	\$ 105,359,143	9.8%
4	Total Casino Win		\$ 12,670,693		

#### GROSS REVENUE

5	Year-to-Date Table and Other Games and Poker Win .....	\$ 19,299,992	
6	Year-to-Date Slot Machine Win .....	\$ 40,788,150	
7	Year-to-Date Total Casino Win .....	<b>\$ 60,088,142</b>	
8	Adjustments .....	\$ -	
9	Year-To-Date Gross Revenue .....	<b>\$ 60,088,142</b>	
10	Authorized Casino Square Footage - End of Month .....	82,979	
11	Authorized Simulcasting Square Footage - End of Month .....	-	
12	Simulcasting Revenue for the Month.....	\$ -	
13	Simulcasting Handle for the Month.....	\$ -	
14	Slot Machines Promotional Gaming Credits Wagered for the Month.....	\$ 2,198,996	
15	Table Games Promotional Gaming Credits Wagered for the Month.....	\$ 383,838	

Under penalties of perjury, I declare that I have examined this report, and to the best of my knowledge and belief, it is true and complete

June 9, 2022

DATE



NIEL CAFONE

OPERATIONS CONTROLLER (1861-11)  
TITLE (LICENSE NUMBER)

# BORGATA HOTEL CASINO & SPA

## MONTHLY GROSS REVENUE REPORT

FOR THE MONTH OF MAY 2022

### CASINO WIN - CURRENT MONTH

Line (a)	Type of Game (b)	Authorized Units (c)	Win or (Loss) (d)	Drop/Handle (e)	Win or (Loss) Percentage (f)
1	Table and Other Games	163	\$ 17,661,906	\$ 86,169,009	20.5%
2	Poker	73	\$ 1,224,678		
3	Slot Machines	2,844	\$ 44,481,993	\$ 506,625,439	8.8%
4	Total Casino Win		\$ 63,368,577		

### GROSS REVENUE

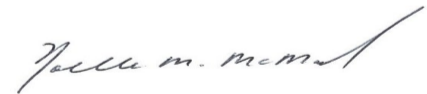
5	Year-to-Date Table and Other Games and Poker Win .....	\$ 80,023,275	
6	Year-to-Date Slot Machine Win .....	\$ 201,154,006	
7	Year-to-Date Total Casino Win .....		\$ 281,177,281
8	Adjustments .....		\$ -
9	Year-To-Date Gross Revenue .....		\$ 281,177,281

10	Authorized Casino Square Footage - End of Month .....	136,771
11	Authorized Simulcasting Square Footage - End of Month .....	23,620
12	Simulcasting Revenue for the Month.....	\$ 170,125
13	Simulcasting Handle for the Month.....	\$ 2,351,866
14	Slot Machines Promotional Gaming Credits Wagered for the Month.....	\$ 8,659,506
15	Table Games Promotional Gaming Credits Wagered for the Month.....	\$ 897,813

Under penalties of perjury, I declare that I have examined this report, and to the best of my knowledge and belief, it is true and complete

June 9, 2022

DATE



Noelle M. McManus

Casino Controller 9751-11

TITLE (LICENSE NUMBER)

# CAESARS ATLANTIC CITY

## MONTHLY GROSS REVENUE REPORT

### FOR THE MONTH OF MAY, 2022

#### CASINO WIN - CURRENT MONTH

Line (a)	Type of Game (b)	Authorized Units (c)	Win or (Loss) (d)	Drop/Handle (e)	Win or (Loss) Percentage (f)
1	Table and Other Games	133	\$ 6,494,994	\$ 35,472,905	18.3%
2	Poker	0	\$ -		
3	Slot Machines	1,545	\$ 13,787,279	\$ 142,163,689	9.7%
4	Total Casino Win		\$ 20,282,273		


#### GROSS REVENUE

5	Year-to-Date Table and Other Games and Poker Win .....	\$ 28,870,142	
6	Year-to-Date Slot Machine Win .....	\$ 64,821,537	
7	Year-to-Date Total Casino Win .....		\$ 93,691,679
8	Adjustments .....		\$ -
9	Year-To-Date Gross Revenue .....		\$ 93,691,679
10	Authorized Casino Square Footage - End of Month .....	115,481	
11	Authorized Simulcasting Square Footage - End of Month .....	-	
12	Simulcasting Revenue for the Month.....	\$ -	
13	Simulcasting Handle for the Month.....	\$ -	
14	Slot Machines Promotional Gaming Credits Wagered for the Month.....	\$ 2,726,462	
15	Table Games Promotional Gaming Credits Wagered for the Month.....	\$ 372,463	

Under penalties of perjury, I declare that I have examined this report, and to the best of my knowledge and belief, it is true and complete

June 9, 2022

DATE



Angela Bianchini

OPERATIONS CONTROLLER (8454-11)

TITLE (LICENSE NUMBER)

# GOLDEN NUGGET

## MONTHLY GROSS REVENUE REPORT

### FOR THE MONTH OF MAY, 2022

#### CASINO WIN - CURRENT MONTH

Line (a)	Type of Game (b)	Authorized Units (c)	Win or (Loss) (d)	Drop/Handle (e)	Win or (Loss) Percentage (f)
1	Table and Other Games	72	\$ 1,874,567	\$ 14,172,070	13.2%
2	Poker	9	\$ -		
3	Slot Machines	1,195	\$ 10,916,040	\$ 110,797,568	9.9%
4	Total Casino Win		\$ 12,790,607		

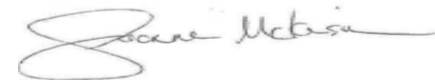
#### GROSS REVENUE

5	Year-to-Date Table and Other Games and Poker Win .....	\$ 11,095,071	
6	Year-to-Date Slot Machine Win .....	\$ 50,002,232	
7	Year-to-Date Total Casino Win .....	<b>\$ 61,097,303</b>	
8	Adjustments .....	<b>\$ (3,273)</b>	
9	Year-To-Date Gross Revenue .....	<b>\$ 61,094,030</b>	
10	Authorized Casino Square Footage - End of Month .....	78,464	
11	Authorized Simulcasting Square Footage - End of Month .....	-	
12	Simulcasting Revenue for the Month.....	\$ -	
13	Simulcasting Handle for the Month.....	\$ -	
14	Slot Machines Promotional Gaming Credits Wagered for the Month.....	\$ 2,240,018	
15	Table Games Promotional Gaming Credits Wagered for the Month.....	\$ 92,753	

Under penalties of perjury, I declare that I have examined this report, and to the best of my knowledge and belief, it is true and complete

June 7, 2022

DATE



Joanne McKensie

Director of Finance/Controller 1231.11

# HARD ROCK ATLANTIC CITY

## MONTHLY GROSS REVENUE REPORT

FOR THE MONTH OF MAY, 2022

### CASINO WIN - CURRENT MONTH

Line (a)	Type of Game (b)	Authorized Units (c)	Win or (Loss) (d)	Drop/Handle (e)	Win or (Loss) Percentage (f)
1	Table and Other Games	128	\$ 11,875,583	\$ 73,628,012	16.1%
2	Poker	0	\$ -		
3	Slot Machines	2,250	\$ 29,625,904	\$ 310,943,779	9.5%
4	Total Casino Win		\$ 41,501,487		

### GROSS REVENUE

5	Year-to-Date Table and Other Games and Poker Win .....	\$ 62,239,997	
6	Year-to-Date Slot Machine Win .....	\$ 131,299,670	
7	Year-to-Date Total Casino Win .....		\$ 193,539,667
8	Adjustments .....		\$ -
9	Year-To-Date Gross Revenue .....		\$ 193,539,667
10	Authorized Casino Square Footage - End of Month .....	122,834	
11	Authorized Simulcasting Square Footage - End of Month .....	-	
12	Simulcasting Revenue for the Month.....	\$ -	
13	Simulcasting Handle for the Month.....	\$ -	
14	Slot Machines Promotional Gaming Credits Wagered for the Month.....	\$ 5,642,265	
15	Table Games Promotional Gaming Credits Wagered for the Month.....	\$ 980,720	

Under penalties of perjury, I declare that I have examined this report, and to the best of my knowledge and belief, it is true and complete

June 09, 2022

DATE



Alicia Magee

VP of Finance Operations 8714-11

TITLE (LICENSE NUMBER)

# HARRAH'S RESORT ATLANTIC CITY

## MONTHLY GROSS REVENUE REPORT

FOR THE MONTH OF May, 2022

### CASINO WIN - CURRENT MONTH

Line (a)	Type of Game (b)	Authorized Units (c)	Win or (Loss) (d)	Drop/Handle (e)	Win or (Loss) Percentage (f)
1	Table and Other Games	102	\$ 4,717,734	\$ 20,769,051	22.7%
2	Poker	28	\$ 271,057		
3	Slot Machines	1,850	\$ 16,254,421	\$ 195,509,609	8.3%
4	Total Casino Win		\$ 21,243,212		

### GROSS REVENUE

5	Year-to-Date Table and Other Games and Poker Win .....	\$ 21,406,725	
6	Year-to-Date Slot Machine Win .....	\$ 80,190,000	
7	Year-to-Date Total Casino Win .....		\$ 101,596,725
8	Adjustments .....		\$ -
9	Year-To-Date Gross Revenue .....		\$ 101,596,725
10	Authorized Casino Square Footage - End of Month .....	150,103	
11	Authorized Simulcasting Square Footage - End of Month .....	-	
12	Simulcasting Revenue for the Month.....	\$ -	
13	Simulcasting Handle for the Month.....	\$ -	
14	Slot Machines Promotional Gaming Credits Wagered for the Month.....	\$ 3,059,968	
15	Table Games Promotional Gaming Credits Wagered for the Month.....	\$ 171,060	

Under penalties of perjury, I declare that I have examined this report, and to the best of my knowledge and belief, it is true and complete

June 8, 2022

DATE



Taalib-deen Muhammad

Operations Controller (008168-11)

TITLE (LICENSE NUMBER)

# OCEAN CASINO RESORT AC

## MONTHLY GROSS REVENUE REPORT

### FOR THE MONTH OF MAY 2022

#### CASINO WIN - CURRENT MONTH

Line (a)	Type of Game (b)	Authorized Units (c)	Win or (Loss) (d)	Drop/Handle (e)	Win or (Loss) Percentage (f)
1	Table and Other Games	112	\$ 4,444,231	\$ 47,571,631	9.3%
2	Poker	0	\$ -		
3	Slot Machines	1,730	\$ 20,911,466	\$ 223,602,673	9.4%
4	Total Casino Win		\$ 25,355,697		

#### GROSS REVENUE

5	Year-to-Date Table and Other Games and Poker Win .....	\$ 33,448,828	
6	Year-to-Date Slot Machine Win .....	\$ 97,405,720	
7	Year-to-Date Total Casino Win .....		\$ 130,854,548
8	Adjustments .....		\$ -
9	Year-To-Date Gross Revenue .....		\$ 130,854,548

10	Authorized Casino Square Footage - End of Month .....	134,955
11	Authorized Simulcasting Square Footage - End of Month .....	-
12	Simulcasting Revenue for the Month.....	\$ -
13	Simulcasting Handle for the Month.....	\$ -
14	Slot Machines Promotional Gaming Credits Wagered for the Month.....	\$ 4,028,477
15	Table Games Promotional Gaming Credits Wagered for the Month.....	\$ 177,900

Under penalties of perjury, I declare that I have examined this report, and to the best of my knowledge and belief, it is true and complete

June 8, 2022

DATE



Rita Smith

Operational Accounting Controller #010293-1  
TITLE (LICENSE NUMBER)

**RESORTS CASINO HOTEL (DGMB CASINO LLC)**  
**MONTHLY GROSS REVENUE REPORT**  
**FOR THE MONTH OF MAY 2022**

**CASINO WIN - CURRENT MONTH**

Line (a)	Type of Game (b)	Authorized Units (c)	Win or (Loss) (d)	Drop/Handle (e)	Win or (Loss) Percentage (f)
1	Table and Other Games	75	\$ 2,942,637	\$ 20,363,738	14.5%
2	Poker	0	\$ -		
3	Slot Machines	1,370	\$ 11,204,971	\$ 119,708,652	9.4%
4	Total Casino Win		\$ 14,147,608		

**GROSS REVENUE**

5	Year-to-Date Table and Other Games and Poker Win .....	\$ 13,800,514
6	Year-to-Date Slot Machine Win .....	\$ 49,834,032
7	Year-to-Date Total Casino Win .....	<b>\$ 63,634,546</b>
8	Adjustments .....	\$ -
9	Year-To-Date Gross Revenue .....	<b>\$ 63,634,546</b>
10	Authorized Casino Square Footage - End of Month .....	79,009
11	Authorized Simulcasting Square Footage - End of Month .....	-
12	Simulcasting Revenue for the Month.....	\$ -
13	Simulcasting Handle for the Month.....	\$ -
14	Slot Machines Promotional Gaming Credits Wagered for the Month.....	\$ 1,770,674
15	Table Games Promotional Gaming Credits Wagered for the Month.....	\$ 257,398

Under penalties of perjury, I declare that I have examined this report, and to the best of my knowledge and belief, it is true and complete.

June 10, 2022

DATE



Christopher Crane

Casino Controller (010651-11)

TITLE (LICENSE NUMBER)



# TROPICANA CASINO & RESORT

## MONTHLY GROSS REVENUE REPORT

### FOR THE MONTH OF MAY 2022

#### CASINO WIN - CURRENT MONTH

Line (a)	Type of Game (b)	Authorized Units (c)	Win or (Loss) (d)	Drop/Handle (e)	Win or (Loss) Percentage (f)
1	Table and Other Games	103	\$ 4,665,969	\$ 25,049,121	18.6%
2	Poker	18	\$ 175,706		
3	Slot Machines	2,007	\$ 16,821,787	\$ 174,985,137	9.6%
4	Total Casino Win		\$ 21,663,462		

#### GROSS REVENUE

5	Year-to-Date Table and Other Games and Poker Win .....	\$ 21,532,074	
6	Year-to-Date Slot Machine Win .....	\$ 73,773,814	
7	Year-to-Date Total Casino Win .....		\$ 95,305,888
8	Adjustments .....		\$ -
9	Year-To-Date Gross Revenue .....		\$ 95,305,888
10	Authorized Casino Square Footage - End of Month .....	121,741	
11	Authorized Simulcasting Square Footage - End of Month .....	-	
12	Simulcasting Revenue for the Month.....	\$ -	
13	Simulcasting Handle for the Month.....	\$ -	
14	Slot Machines Promotional Gaming Credits Wagered for the Month.....	\$ 2,698,571	
15	Table Games Promotional Gaming Credits Wagered for the Month.....	\$ 125,170	

Under penalties of perjury, I declare that I have examined this report, and to the best of my knowledge and belief, it is true and complete

June 10, 2022

DATE

*Charles Washington Jr*

Charles Washington Jr

Casino Controller 10475-11

TITLE (LICENSE NUMBER)