

**ATLANTIC CITY CASINO INDUSTRY
PROMOTIONAL ALLOWANCES AND EXPENSES
For the Month Ended July 2011
(\$ in Thousands)**

	Monthly			Year To Date		
	<u>Allowances</u>	<u>Expenses</u>	<u>Total</u>	<u>Allowances</u>	<u>Expenses</u>	<u>Total</u>
ACH (Atlantic Club)	\$ 5,555	\$ 333	5,888	\$ 30,917	\$ 2,540	33,457
Bally's AC	14,075	691	14,766	86,497	3,393	89,890
Borgata	22,826	3,238	26,064	132,505	17,128	149,633
Caesars	12,313	1,200	13,513	73,047	7,745	80,792
Harrah's	16,244	1,854	18,098	97,513	11,766	109,279
Resorts (a)	6,278	1,225	7,503	41,895	9,304	51,199
Showboat	11,291	360	11,651	66,934	1,824	68,758
Tropicana (b)	10,635	741	11,376	64,577	4,400	68,977
Golden Nugget (c)	4,257	208	4,465	24,319	1,356	25,675
Trump Plaza	4,481	661	5,142	31,732	2,984	34,716
Trump Taj Mahal	11,257	1,338	12,595	73,785	7,058	80,843
Industry	\$ 119,212	\$ 11,849	\$ 131,061	\$ 723,721	\$ 69,498	\$ 793,219
Incr (Decr) vs. Prior Period	-2.8%	-6.0%	-3.1%	1.3%	-7.6%	0.5%

**ATLANTIC CITY CASINO INDUSTRY
PROMOTIONAL ALLOWANCES AND EXPENSES
For the Month Ended July 2010**

(\$ in Thousands)

	Monthly			Year To Date		
	<u>Allowances</u>	<u>Expenses</u>	<u>Total</u>	<u>Allowances</u>	<u>Expenses</u>	<u>Total</u>
ACH (Atlantic Club)	\$ 7,124	\$ 637	\$ 7,761	\$ 34,875	\$ 3,634	\$ 38,509
Bally's AC	14,175	617	14,792	88,061	4,155	92,216
Borgata	21,014	2,808	23,822	122,363	15,583	137,946
Caesars	11,698	1,340	13,038	75,114	9,251	84,365
Harrah's	15,248	1,762	17,010	94,627	9,626	104,253
Resorts (a)	6,387	920	7,307	34,240	5,338	39,578
Showboat	11,360	298	11,658	69,642	1,674	71,316
Tropicana (b)	9,817	795	10,612	59,934	4,440	64,374
Trump Marina (c)	4,926	563	5,489	27,402	3,526	30,928
Trump Plaza	5,139	920	6,059	32,077	6,034	38,111
Trump Taj Mahal	15,715	1,952	17,667	75,902	11,929	87,831
Industry	\$ 122,603	\$ 12,612	\$ 135,215	\$ 714,237	\$ 75,190	\$ 789,427

(a) Results reflect Resorts under RIH, Inc. ownership through December 6, 2010 and DGMB, LLC thereafter.

(b) Results reflect Tropicana under Adamar of NJ ownership through March 7, 2010 and Tropicana Atlantic City Corp. thereafter.

(c) Results reflect Trump Marina through May 23, 2011 and Golden Nugget thereafter.

Bally's Park Place, Inc (Bally's Atlantic City)
MONTHLY SCHEDULE OF PROMOTIONAL
EXPENSES AND ALLOWANCES

FOR THE MONTH ENDED JULY 31, 2011

(UNAUDITED)
(\$ IN THOUSANDS)

Line (a)	Description (b)	Promotional Allowances		Promotional Expenses	
		Number of Recipients (c)	Dollar Amount (d)	Number of Recipients (e)	Dollar Amount (f)
1	Rooms	73,498	\$ 2,796		
2	Food	182,702	2,390		
3	Beverage	793,348	1,587		
4	Travel			925	289
5	Bus Program Cash	324	27		
6	Promotional Gaming Credits	96,758	5,426		
7	Complimentary Cash Gifts	13,528	1,339		
8	Entertainment	6,115	122	400	90
9	Retail & Non-Cash Gifts	9,683	255		
10	Parking				
11	Other	21,558	133	2,335	312
12	Total	1,197,514	\$14,075	3,660	\$691


FOR THE MONTH ENDED JULY 31, 2010

Line (a)	Description (b)	Promotional Allowances		Promotional Expenses	
		Number of Recipients (c)	Dollar Amount (d)	Number of Recipients (e)	Dollar Amount (f)
1	Rooms	69,262	\$2,628		
2	Food	185,893	2,582		
3	Beverage	956,285	1,913		
4	Travel			862	267
5	Bus Program Cash	1,211	25		
6	Promotional Gaming Credits	110,719	4,763		
7	Complimentary Cash Gifts	15,698	1,756		
8	Entertainment	3,167	112		
9	Retail & Non-Cash Gifts	9,134	292		
10	Parking				
11	Other	14,354	104	2,286	350
12	Total	1,365,723	\$14,175	3,148	\$617

Under penalties of perjury, I declare that I have examined this report, and to the best of my knowledge and belief, it is true and complete.

August 19, 2011

DATE



Karen Worman

6320-11

Vice President of Finance

BORGATA HOTEL CASINO & SPA MONTHLY SCHEDULE OF PROMOTIONAL EXPENSES AND ALLOWANCES

FOR THE MONTH ENDED JULY 31, 2011

(UNAUDITED)

(\$ IN THOUSANDS)

Line (a)	Description (b)	Promotional Allowances		Promotional Expenses	
		Number of Recipients (c)	Dollar Amount (d)	Number of Recipients (e)	Dollar Amount (f)
1	Rooms	58,717	\$ 6,984		
2	Food	170,567	3,728	113,900	\$ 1,139
3	Beverage	663,258	2,156		
4	Travel			2,272	568
5	Bus Program Cash				
6	Promotional Gaming Credits	288,702	7,218		
7	Complimentary Cash Gifts	50,161	1,254		
8	Entertainment	18,964	759	110	11
9	Retail & Non-Cash Gifts	4,994	249	3,248	812
10	Parking				
11	Other	9,371	478	119,711	708
12	Total	1,264,734	\$ 22,826	239,241	\$ 3,238

Promotional Allowances - Other includes \$281K of Spa comps, and \$197K change in Comp and Slot dollars earned but not redeemed.

FOR THE MONTH ENDED JULY 31, 2010

Line (a)	Description (b)	Promotional Allowances		Promotional Expenses	
		Number of Recipients (c)	Dollar Amount (d)	Number of Recipients (e)	Dollar Amount (f)
1	Rooms	57,307	\$ 6,851		
2	Food	167,805	3,757	91,900	\$ 919
3	Beverage	692,619	2,251		
4	Travel			2,176	544
5	Bus Program Cash				
6	Promotional Gaming Credits	272,077	6,802		
7	Complimentary Cash Gifts	11,181	279		
8	Entertainment	12,977	519	500	50
9	Retail & Non-Cash Gifts	3,932	197	3,412	853
10	Parking				
11	Other	9,818	358	116,224	442
12	Total	1,227,716	\$ 21,014	214,212	\$ 2,808

Promotional Allowances - Other includes \$295K of Spa comps, and \$63K change in Comp and Slot dollars earned but not redeemed.

Under penalties of perjury, I declare that I have examined this report, and to the best of my knowledge and belief, it is true and complete.

August 19, 2011

DATE



HUGH TURNER

Vice President of Finance 7833-11

TITLE (LICENSE NUMBER)

BOARDWALK REGENCY CORPORATION MONTHLY SCHEDULE OF PROMOTIONAL EXPENSES AND ALLOWANCES

FOR THE MONTH ENDED JULY 31, 2011

(UNAUDITED)

(\$ IN THOUSANDS)

Line (a)	Description (b)	Promotional Allowances		Promotional Expenses	
		Number of Recipients (c)	Dollar Amount (d)	Number of Recipients (e)	Dollar Amount (f)
1	Rooms	49,142	\$2,045		
2	Food	78,938	1,881		
3	Beverage	540,649	1,081		
4	Travel			1,466	485
5	Bus Program Cash	84	8		
6	Promotional Gaming Credits	68,634	4,442		
7	Complimentary Cash Gifts	34,497	2,037		
8	Entertainment	11,447	489	687	35
9	Retail & Non-Cash Gifts	9,244	185		
10	Parking				
11	Other	12,615	145	26,022	680
12	Total	805,250	\$12,313	28,175	\$1,200

FOR THE MONTH ENDED JULY 31, 2010

Line (a)	Description (b)	Promotional Allowances		Promotional Expenses	
		Number of Recipients (c)	Dollar Amount (d)	Number of Recipients (e)	Dollar Amount (f)
1	Rooms	46,302	\$1,868		
2	Food	60,897	1,766		
3	Beverage	558,249	1,141		
4	Travel			1,123	442
5	Bus Program Cash				
6	Promotional Gaming Credits	50,505	3,930		
7	Complimentary Cash Gifts	33,251	2,575		
8	Entertainment	2,631	145	735	124
9	Retail & Non-Cash Gifts	8,247	167		
10	Parking				
11	Other	9,523	106	35,014	774
12	Total	769,605	\$11,698	36,872	\$1,340

Under penalties of perjury, I declare that I have examined this report, and to the best of my knowledge and belief, it is true and complete.

August 20, 2011

DATE



Scott Noey

Financial Controller 009094-11
TITLE (LICENSE NUMBER)

HARRAH'S CASINO HOTEL, ATLANTIC CITY MONTHLY SCHEDULE OF PROMOTIONAL EXPENSES AND ALLOWANCES

FOR THE MONTH ENDED JULY 31, 2011

(UNAUDITED)

(\$ IN THOUSANDS)

Line (a)	Description (b)	Promotional Allowances		Promotional Expenses	
		Number of Recipients (c)	Dollar Amount (d)	Number of Recipients (e)	Dollar Amount (f)
1	Rooms	52,582	\$4,618		
2	Food	138,425	2,952		
3	Beverage	219,880	1,649		
4	Travel	0	0	5,974	1,854
5	Bus Program Cash	105	1		
6	Promotional Gaming Credits	136,449	4,776		
7	Complimentary Cash Gifts	16,357	1,220		
8	Entertainment	10,346	608		
9	Retail & Non-Cash Gifts	15,742	315		
10	Parking	0	0		
11	Other	14,982	105		
12	Total	604,868	\$16,244	5,974	\$1,854

FOR THE MONTH ENDED JULY 31, 2010

Line (a)	Description (b)	Promotional Allowances		Promotional Expenses	
		Number of Recipients (c)	Dollar Amount (d)	Number of Recipients (e)	Dollar Amount (f)
1	Rooms	53,338	\$4,649		
2	Food	142,824	2,945		
3	Beverage	224,758	1,686		
4	Travel	0	0	5,560	1,762
5	Bus Program Cash	1,095	12		
6	Promotional Gaming Credits	115,191	4,304		
7	Complimentary Cash Gifts	11,694	934		
8	Entertainment	8,867	337		
9	Retail & Non-Cash Gifts	13,781	276		
10	Parking	0	0		
11	Other	13,007	105		
12	Total	584,555	\$15,248	5,560	\$1,762

Under penalties of perjury, I declare that I have examined this report, and to the best of my knowledge and belief, it is true and complete.

August 20, 2011

DATE



Scott Noey

Financial Controller 009094-11
TITLE (LICENSE NUMBER)

DGMB CASINO, LLC
MONTHLY SCHEDULE OF PROMOTIONAL
EXPENSES AND ALLOWANCES

FOR THE MONTH ENDED JULY 31, 2011

(UNAUDITED)
(\$ IN THOUSANDS)

Line (a)	Description (b)	Promotional Allowances		Promotional Expenses	
		Number of Recipients (c)	Dollar Amount (d)	Number of Recipients (e)	Dollar Amount (f)
1	Rooms	14,982	\$943	-	-
2	Food	63,030	1,140	8,622	302
3	Beverage	89,024	578	-	-
4	Travel			8,528	417
5	Bus Program Cash	388	39		
6	Promotional Gaming Credits	104,160	2,577	-	-
7	Complimentary Cash Gifts	58,475	806		
8	Entertainment	6,550	184	119	15
9	Retail & Non-Cash Gifts	-	-	2,670	307
10	Parking				
11	Other	774	11	7,345	184
12	Total	337,383	\$6,278	27,284	\$1,225

FOR THE MONTH ENDED JULY 31, 2010

Line (a)	Description (b)	Promotional Allowances		Promotional Expenses	
		Number of Recipients (c)	Dollar Amount (d)	Number of Recipients (e)	Dollar Amount (f)
1	Rooms				
2	Food				
3	Beverage				
4	Travel				
5	Bus Program Cash				
6	Promotional Gaming Credits				
7	Complimentary Cash Gifts				
8	Entertainment				
9	Retail & Non-Cash Gifts				
10	Parking				
11	Other				
12	Total	0	\$0	0	\$0

Under penalties of perjury, I declare that I have examined this report, and to the best of my knowledge and belief, it is true and complete.

August 22, 2011

DATE



Lawrence J, McCabe

Director of Finance 003392-11
TITLE (LICENSE NUMBER)

ATLANTIC CITY SHOWBOAT, INC MONTHLY SCHEDULE OF PROMOTIONAL EXPENSES AND ALLOWANCES

FOR THE MONTH ENDED JULY 31, 2011

(UNAUDITED)

(\$ IN THOUSANDS)

Line (a)	Description (b)	Promotional Allowances		Promotional Expenses	
		Number of Recipients (c)	Dollar Amount (d)	Number of Recipients (e)	Dollar Amount (f)
1	Rooms	28,078	\$2,154	0	\$0
2	Food	127,915	1,713	0	0
3	Beverage	786,601	1,190	0	0
4	Travel	0	0	502	88
5	Bus Program Cash	1,894	91	0	0
6	Promotional Gaming Credits	152,373	5,265	0	0
7	Complimentary Cash Gifts	23,285	550	0	0
8	Entertainment	3,389	192	90	21
9	Retail & Non-Cash Gifts	6,521	98	0	0
10	Parking	0	0	0	0
11	Other	4,516	38	3,542	251
12	Total	1,134,572	\$11,291	4,134	\$360


FOR THE MONTH ENDED JULY 31, 2010

Line (a)	Description (b)	Promotional Allowances		Promotional Expenses	
		Number of Recipients (c)	Dollar Amount (d)	Number of Recipients (e)	Dollar Amount (f)
1	Rooms	27,475	\$2,108	0	\$0
2	Food	128,489	1,720	0	0
3	Beverage	821,827	1,256	0	0
4	Travel	0	0	445	78
5	Bus Program Cash	2,838	116	0	0
6	Promotional Gaming Credits	160,912	5,116	0	0
7	Complimentary Cash Gifts	8,639	746	0	0
8	Entertainment	2,792	130	0	0
9	Retail & Non-Cash Gifts	7,218	108	0	0
10	Parking	0	0	0	0
11	Other	6,857	60	2,931	220
12	Total	1,167,047	\$11,360	3,376	\$298

Under penalties of perjury, I declare that I have examined this report, and to the best of my knowledge and belief, it is true and complete.

November 11, 2011

DATE



Karen Worman

Vice President of Finance (6320-11)

TITLE (LICENSE NUMBER)

TROPICANA CASINO AND RESORT MONTHLY SCHEDULE OF PROMOTIONAL EXPENSES AND ALLOWANCES

FOR THE MONTH ENDED JULY 31, 2011

(UNAUDITED)
(\$ IN THOUSANDS)

Line (a)	Description (b)	Promotional Allowances		Promotional Expenses	
		Number of Recipients (c)	Dollar Amount (d)	Number of Recipients (e)	Dollar Amount (f)
1	Rooms	32,550	\$2,963	0	\$0
2	Food	68,749	1,550	9,689	222
3	Beverage	621,630	902	0	0
4	Travel	0	0	631	189
5	Bus Program Cash	187	15	0	0
6	Promotional Gaming Credits	263,043	3,222	0	0
7	Complimentary Cash Gifts	30,238	1,753	0	0
8	Entertainment	12,026	59	86	11
9	Retail & Non-Cash Gifts	0	0	13,389	124
10	Parking	0	0	34,233	103
11	Other	29,186	171	9,180	92
12	Total	1,057,609	\$10,635	67,208	\$741

There are no complimentary services or items in Line 11 "Other" which exceeds 5% of that column's total

FOR THE MONTH ENDED JULY 31, 2010 (Revised)

Line (a)	Description (b)	Promotional Allowances		Promotional Expenses	
		Number of Recipients (c)	Dollar Amount (d)	Number of Recipients (e)	Dollar Amount (f)
1	Rooms	31,289	\$3,137	0	\$0
2	Food	71,952	1,599	10,754	243
3	Beverage	657,010	870	0	0
4	Travel	0	0	514	154
5	Bus Program Cash	150	13	0	0
6	Promotional Gaming Credits	272,347	2,979	0	0
7	Complimentary Cash Gifts	49,603	1,046	0	0
8	Entertainment	1,893	16	684	53
9	Retail & Non-Cash Gifts	0	0	14,277	133
10	Parking	0	0	34,497	103
11	Other	28,125	157	10,928	109
12	Total	1,112,369	\$9,817	71,654	\$795

There are no complimentary services or items in Line 11 "Other" which exceeds 5% of that column's total

Under penalties of perjury, I declare that I have examined this report, and to the best of my knowledge and belief, it is true and complete.

August 19, 2011
DATE


CHRISTINA BROOME

V.P. FINANCE 7571-11

GOLDEN NUGGET MONTHLY SCHEDULE OF PROMOTIONAL EXPENSES AND ALLOWANCES

FOR THE MONTH ENDED JULY 31, 2011

(UNAUDITED)

(\$ IN THOUSANDS)

AMENDED JANUARY 12, 2012

Line (a)	Description (b)	Promotional Allowances		Promotional Expenses	
		Number of Recipients (c)	Dollar Amount (d)	Number of Recipients (e)	Dollar Amount (f)
1	Rooms	11,486	\$862	0	\$0
2	Food	30,084	542	11,222	202
3	Beverage	87,663	373	0	0
4	Travel	0	0	0	0
5	Bus Program Cash	0	0	0	0
6	Promotional Gaming Credits	66,594	2,131	0	0
7	Complimentary Cash Gifts	9,842	374	0	0
8	Entertainment	160	4	0	0
9	Retail & Non-Cash Gifts	4,852	64	0	0
10	Parking	0	0	33,314	100
11	Other	2,886	11	0	0
12	Total	213,567	\$4,361	44,536	\$302


FOR THE MONTH ENDED _____, 20__ (PRIOR COMPARABLE MONTH)

Line (a)	Description (b)	Promotional Allowances		Promotional Expenses	
		Number of Recipients (c)	Dollar Amount (d)	Number of Recipients (e)	Dollar Amount (f)
1	Rooms				
2	Food				
3	Beverage				
4	Travel				
5	Bus Program Cash				
6	Promotional Gaming Credits				
7	Complimentary Cash Gifts				
8	Entertainment				
9	Retail & Non-Cash Gifts				
10	Parking				
11	Other				
12	Total	0	\$0	0	\$0

Under penalties of perjury, I declare that I have examined this report, and to the best of my knowledge and belief, it is true and complete.

January 12, 2012

DATE



Joe Uhing

Casino Controller 2835.11

TITLE (LICENSE NUMBER)

TRUMP PLAZA HOTEL CASINO MONTHLY SCHEDULE OF PROMOTIONAL EXPENSES AND ALLOWANCES

FOR THE MONTH ENDED JULY 31, 2011 (CURRENT MONTH)

(UNAUDITED)

(\$ IN THOUSANDS)

Line (a)	Description (b)	Promotional Allowances		Promotional Expenses	
		Number of Recipients (c)	Dollar Amount (d)	Number of Recipients (e)	Dollar Amount (f)
1	Rooms	14,895	1,186	71	7
2	Food	33,034	445	0	0
3	Beverage	84,510	507	0	0
4	Travel	0	0	1,135	170
5	Bus Program Cash	374	25	0	0
6	Promotional Gaming Credits	63,051	1,918	0	0
7	Complimentary Cash Gifts	11,016	325	0	0
8	Entertainment	0	0	0	0
9	Retail & Non-Cash Gifts	1,204	60	13,386	422
10	Parking	0	0	14,715	44
11	Other	605	15	355	18
12	Total	208,689	\$4,481	29,662	\$661

FOR THE MONTH ENDED JULY 31, 2010 (PRIOR COMPARABLE MONTH)

Line (a)	Description (b)	Promotional Allowances		Promotional Expenses	
		Number of Recipients (c)	Dollar Amount (d)	Number of Recipients (e)	Dollar Amount (f)
1	Rooms	14,756	\$1,183	208	\$21
2	Food	51,691	772	0	0
3	Beverage	95,623	574	0	0
4	Travel	0	0	1,056	158
5	Bus Program Cash	391	27	0	0
6	Promotional Gaming Credits	81,034	1,655	0	0
7	Complimentary Cash Gifts	27,358	615	0	0
8	Entertainment	7,942	176	868	35
9	Retail & Non-Cash Gifts	2,300	115	16,342	585
10	Parking	0	0	21,137	63
11	Other	877	22	846	58
12	Total	281,972	\$5,139	40,457	\$920

Under penalties of perjury, I declare that I have examined this report, and to the best of my knowledge and belief, it is true and complete.

August 19, 2011

DATE



Daniel McFadden

Vice President of Finance (7167-11)
TITLE (LICENSE NUMBER)

TRUMP TAJ MAHAL ASSOCIATES, LLC
MONTHLY SCHEDULE OF PROMOTIONAL
EXPENSES AND ALLOWANCES

FOR THE MONTH ENDED JULY 31, 2011

(UNAUDITED)
(\$ IN THOUSANDS)

Line (a)	Description (b)	Promotional Allowances		Promotional Expenses	
		Number of Recipients (c)	Dollar Amount (d)	Number of Recipients (e)	Dollar Amount (f)
1	Rooms	42,464	\$3,181		
2	Food	81,348	1,452	4,398	280
3	Beverage	217,863	1,060		
4	Travel			1,761	530
5	Bus Program Cash	2,306	98		
6	Promotional Gaming Credits	135,330	3,883		
7	Complimentary Cash Gifts	65,924	1,381		
8	Entertainment			16	6
9	Retail & Non-Cash Gifts	6,149	140	15,204	343
10	Parking			40,459	121
11	Other	815	62	3,713	58
12	Total	552,199	\$11,257	65,551	\$1,338

FOR THE MONTH ENDED JULY 31, 2010

Line (a)	Description (b)	Promotional Allowances		Promotional Expenses	
		Number of Recipients (c)	Dollar Amount (d)	Number of Recipients (e)	Dollar Amount (f)
1	Rooms	60,809	\$3,121		
2	Food	135,532	2,243	5,007	286
3	Beverage	195,216	979		
4	Travel			3,124	660
5	Bus Program Cash	2,122	51		
6	Promotional Gaming Credits	150,754	3,589		
7	Complimentary Cash Gifts	148,238	4,500		
8	Entertainment	15,741	659	262	66
9	Retail & Non-Cash Gifts	9,858	482	34,094	569
10	Parking			50,707	152
11	Other	1,119	91	4,612	219
12	Total	719,389	\$15,715	97,806	\$1,952

Under penalties of perjury, I declare that I have examined this report, and to the best of my knowledge and belief, it is true and complete.

August 19, 2011
DATE



Vice President of Finance (7167-11)
TITLE (License #)