

BALLY'S PARK PLACE, LLC
MONTHLY SPORTS WAGERING TAX RETURN
FOR THE MONTH OF OCTOBER, 2019

SPORTS WAGERING - CASINO OR RACETRACK

Line (a)	Description (b)	Gross Revenue/Tax (c)
1	Year-to-Date Retail Sports Wagering Gross Revenue	\$ 1,677,492
2	Less: Last Month's Year-to-Date Retail Sports Wagering Gross Revenue	1,443,747
3	Monthly Retail Sports Wagering Gross Revenue	\$ 233,745
4	Monthly Adjustments	-
5	Monthly Taxable Retail Sports Wagering Gross Revenue	233,745
6	Monthly 8.5% Tax on Retail Sports Wagering Gross Revenue	19,868
7	Less: Retail Sports Wagering Loss Carryforward Applied (if applicable)	-
8	Total Retail Sports Wagering Tax Payment for this Month	\$ 19,868

LOSS CARRYFORWARD INFORMATION (8.5% TAX):

9	Retail Sports Wagering Loss Carryforward - End of Prior Month	\$ -
10	Retail Sports Wagering Loss Carryforward Applied to Current Month	-
11	Retail Sports Wagering Loss - Current Month	-
12	Retail Sports Wagering Loss Carryforward - End of Current Month	\$ -

SPORTS WAGERING - INTERNET

Line (a)	Description (b)	Gross Revenue/Tax (c)
13	Year-to-Date Internet Sports Wagering Gross Revenue	\$ -
14	Less: Last Month's Year-to-Date Internet Sports Wagering Gross Revenue	-
15	Monthly Internet Sports Wagering Gross Revenue	\$ -
16	Monthly Adjustments	-
17	Monthly Taxable Internet Sports Wagering Gross Revenue	-
18	Monthly 13% Tax on Internet Sports Wagering Gross Revenue	-
19	Less: Internet Sports Wagering Loss Applied from Prior Month (if applicable)	-
20	Total Internet Sports Wagering Tax Payment for this Month	\$ -

LOSS CARRYFORWARD INFORMATION (13% TAX):

21	Internet Sports Wagering Loss Carryforward - End of Prior Month	\$ -
22	Internet Sports Wagering Loss Carryforward Applied to Current Month	-
23	Internet Sports Wagering Loss - Current Month	-
24	Internet Sports Wagering Loss Carryforward - End of Current Month	\$ -

25	Total Sports Wagering Tax Payment (sum lines 8 and 20)	\$ 19,868
-----------	---	------------------

26	Sports Wagering Promotional Gaming Credits for the month	\$ -
----	--	------

WEB SITES REPORTING SPORTS WAGERING GROSS REVENUE:

Under penalties of perjury, I declare that I have examined this report, and to the best of my knowledge and belief, it is true and complete.



NIEL CAFONE

11/7/2019

DATE

OPERATIONS CONTROLLER (1861-11)
TITLE (LICENSE NUMBER)

BALLY'S PARK PLACE
MONTHLY SPORTS WAGERING TAX RETURN
FOR THE MONTH OF OCTOBER 2019

SPORTS WAGERING - CASINO OR RACETRACK

Line (a)	Description (b)	Gross Revenue/Tax (c)
1	Year-to-Date Retail Sports Wagering Gross Revenue	\$ -
2	Less: Last Month's Year-to-Date Retail Sports Wagering Gross Revenue	-
3	Monthly Retail Sports Wagering Gross Revenue	
4	Monthly Adjustments	-
5	Monthly Taxable Retail Sports Wagering Gross Revenue	-
6	Monthly 8.5% Tax on Retail Sports Wagering Gross Revenue	-
7	Less: Retail Sports Wagering Loss Carryforward Applied (if applicable)	-
8	Total Retail Sports Wagering Tax Payment for this Month	\$ -
LOSS CARRYFORWARD INFORMATION (8.5% TAX):		
9	Retail Sports Wagering Loss Carryforward - End of Prior Month	\$ -
10	Retail Sports Wagering Loss Carryforward Applied to Current Month	-
11	Retail Sports Wagering Loss - Current Month	-
12	Retail Sports Wagering Loss Carryforward - End of Current Month	\$ -

SPORTS WAGERING - INTERNET

Line (a)	Description (b)	Gross Revenue/Tax (c)
13	Year-to-Date Internet Sports Wagering Gross Revenue	\$ 2,956,699
14	Less: Last Month's Year-to-Date Internet Sports Wagering Gross Revenue	2,420,099
15	Monthly Internet Sports Wagering Gross Revenue	\$ 536,600
16	Monthly Adjustments	-
17	Monthly Taxable Internet Sports Wagering Gross Revenue	536,600
18	Monthly 13% Tax on Internet Sports Wagering Gross Revenue	69,758
19	Less: Internet Sports Wagering Loss Applied from Prior Month (if applicable)	-
20	Total Internet Sports Wagering Tax Payment for this Month	\$ 69,758
LOSS CARRYFORWARD INFORMATION (13% TAX):		
21	Internet Sports Wagering Loss Carryforward - End of Prior Month	\$ -
22	Internet Sports Wagering Loss Carryforward Applied to Current Month	-
23	Internet Sports Wagering Loss - Current Month	-
24	Internet Sports Wagering Loss Carryforward - End of Current Month	\$ -

25	Total Sports Wagering Tax Payment (sum lines 8 and 20)	\$ 69,758
-----------	---	------------------

26	Sports Wagering Promotional Gaming Credits for the month	\$ -
----	--	------

WEB SITES REPORTING SPORTS WAGERING GROSS REVENUE:

CaesarsCasino.com
888.com

Under penalties of perjury, I declare that I have examined this report, and to the best of my knowledge and belief, it is true and complete.



LUTHER GUELKER

11/11/2019
DATE

Accounting Director (009521-11)
TITLE (LICENSE NUMBER)

Borgata Hotel Casino & Spa
MONTHLY SPORTS WAGERING TAX RETURN
FOR THE MONTH OF OCTOBER 2019

SPORTS WAGERING - CASINO OR RACETRACK

Line (a)	Description (b)	Gross Revenue/Tax (c)
1	Year-to-Date Retail Sports Wagering Gross Revenue	\$ 3,450,428
2	Less: Last Month's Year-to-Date Retail Sports Wagering Gross Revenue	2,992,077
3	Monthly Retail Sports Wagering Gross Revenue	\$ 458,351
4	Monthly Adjustments	-
5	Monthly Taxable Retail Sports Wagering Gross Revenue	458,351
6	Monthly 8.5% Tax on Retail Sports Wagering Gross Revenue	38,960
7	Less: Retail Sports Wagering Loss Carryforward Applied (if applicable)	-
8	Total Retail Sports Wagering Tax Payment for this Month	\$ 38,960
LOSS CARRYFORWARD INFORMATION (8.5% TAX):		
9	Retail Sports Wagering Loss Carryforward - End of Prior Month	\$ -
10	Retail Sports Wagering Loss Carryforward Applied to Current Month	-
11	Retail Sports Wagering Loss - Current Month	-
12	Retail Sports Wagering Loss Carryforward - End of Current Month	\$ -

SPORTS WAGERING - INTERNET

Line (a)	Description (b)	Gross Revenue/Tax (c)
13	Year-to-Date Internet Sports Wagering Gross Revenue	\$ 2,698,013
14	Less: Last Month's Year-to-Date Internet Sports Wagering Gross Revenue	1,310,192
15	Monthly Internet Sports Wagering Gross Revenue	\$ 1,387,821
16	Monthly Adjustments	-
17	Monthly Taxable Internet Sports Wagering Gross Revenue	1,387,821
18	Monthly 13% Tax on Internet Sports Wagering Gross Revenue	180,417
19	Less: Internet Sports Wagering Loss Applied from Prior Month (if applicable)	-
20	Total Internet Sports Wagering Tax Payment for this Month	\$ 180,417
LOSS CARRYFORWARD INFORMATION (13% TAX):		
21	Internet Sports Wagering Loss Carryforward - End of Prior Month	
22	Internet Sports Wagering Loss Carryforward Applied to Current Month	
23	Internet Sports Wagering Loss - Current Month	-
24	Internet Sports Wagering Loss Carryforward - End of Current Month	\$ -

25	Total Sports Wagering Tax Payment (sum lines 8 and 20)	\$ 219,377
-----------	---	-------------------

26	Sports Wagering Promotional Gaming Credits for the month	\$ -
----	--	------

WEB SITES REPORTING SPORTS WAGERING GROSS REVENUE:

BetMGM.com
 Borgatasports.com

Under penalties of perjury, I declare that I have examined this report, and to the best of my knowledge and belief, it is true and complete.



Hugh Turner

11/11/19
 DATE

Vice President Finance (7833-11)
 TITLE (LICENSE NUMBER)

GOLDEN NUGGET
MONTHLY SPORTS WAGERING TAX RETURN
FOR THE MONTH OF OCTOBER 2019

SPORTS WAGERING - CASINO OR RACETRACK

Line (a)	Description (b)	Gross Revenue/Tax (c)
1	Year-to-Date Retail Sports Wagering Gross Revenue	\$ 810,684
2	Less: Last Month's Year-to-Date Retail Sports Wagering Gross Revenue	633,794
3	Monthly Retail Sports Wagering Gross Revenue	\$ 176,890
4	Monthly Adjustments	-
5	Monthly Taxable Retail Sports Wagering Gross Revenue	176,890
6	Monthly 8.5% Tax on Retail Sports Wagering Gross Revenue	15,036
7	Less: Retail Sports Wagering Loss Carryforward Applied (if applicable)	-
8	Total Retail Sports Wagering Tax Payment for this Month	\$ 15,036
LOSS CARRYFORWARD INFORMATION (8.5% TAX):		
9	Retail Sports Wagering Loss Carryforward - End of Prior Month	\$ -
10	Retail Sports Wagering Loss Carryforward Applied to Current Month	-
11	Retail Sports Wagering Loss - Current Month	-
12	Retail Sports Wagering Loss Carryforward - End of Current Month	\$ -

SPORTS WAGERING - INTERNET

Line (a)	Description (b)	Gross Revenue/Tax (c)
13	Year-to-Date Internet Sports Wagering Gross Revenue	\$ 1,196,820
14	Less: Last Month's Year-to-Date Internet Sports Wagering Gross Revenue	837,604
15	Monthly Internet Sports Wagering Gross Revenue	\$ 359,216
16	Monthly Adjustments	-
17	Monthly Taxable Internet Sports Wagering Gross Revenue	359,216
18	Monthly 13% Tax on Internet Sports Wagering Gross Revenue	46,698
19	Less: Internet Sports Wagering Loss Applied from Prior Month (if applicable)	-
20	Total Internet Sports Wagering Tax Payment for this Month	\$ 46,698
LOSS CARRYFORWARD INFORMATION (13% TAX):		
21	Internet Sports Wagering Loss Carryforward - End of Prior Month	\$ -
22	Internet Sports Wagering Loss Carryforward Applied to Current Month	-
23	Internet Sports Wagering Loss - Current Month	-
24	Internet Sports Wagering Loss Carryforward - End of Current Month	\$ -


25	Total Sports Wagering Tax Payment (sum lines 8 and 20)	\$ 61,734
-----------	---	------------------

26	Sports Wagering Promotional Gaming Credits for the month	\$ -
----	--	------

WEB SITES REPORTING SPORTS WAGERING GROSS REVENUE:

Goldennuggetcasino.com
 NJ.BetAmerica.com

Under penalties of perjury, I declare that I have examined this report, and to the best of my knowledge and belief, it is true and complete.



Joanne McKensie

11/7/2019
 DATE

Director of Finance/Controller 1231.11

HARD ROCK ATLANTIC CITY

MONTHLY SPORTS WAGERING TAX RETURN

FOR THE MONTH OF OCTOBER, 2019

SPORTS WAGERING - CASINO OR RACETRACK

Line (a)	Description (b)	Gross Revenue/Tax (c)
1	Year-to-Date Retail Sports Wagering Gross Revenue	\$ 1,044,744
2	Less: Last Month's Year-to-Date Retail Sports Wagering Gross Revenue	921,128
3	Monthly Retail Sports Wagering Gross Revenue	\$ 123,616
4	Monthly Adjustments	-
5	Monthly Taxable Retail Sports Wagering Gross Revenue	123,616
6	Monthly 8.5% Tax on Retail Sports Wagering Gross Revenue	10,507
7	Less: Retail Sports Wagering Loss Carryforward Applied (if applicable)	-
8	Total Retail Sports Wagering Tax Payment for this Month	\$ 10,507
LOSS CARRYFORWARD INFORMATION (8.5% TAX):		
9	Retail Sports Wagering Loss Carryforward - End of Prior Month	\$ -
10	Retail Sports Wagering Loss Carryforward Applied to Current Month	-
11	Retail Sports Wagering Loss - Current Month	-
12	Retail Sports Wagering Loss Carryforward - End of Current Month	\$ -

SPORTS WAGERING - INTERNET

Line (a)	Description (b)	Gross Revenue/Tax (c)
13	Year-to-Date Internet Sports Wagering Gross Revenue	\$ 2,297,941
14	Less: Last Month's Year-to-Date Internet Sports Wagering Gross Revenue	456,209
15	Monthly Internet Sports Wagering Gross Revenue	\$ 1,841,732
16	Monthly Adjustments	-
17	Monthly Taxable Internet Sports Wagering Gross Revenue	1,841,732
18	Monthly 13% Tax on Internet Sports Wagering Gross Revenue	239,425
19	Less: Internet Sports Wagering Loss Applied from Prior Month (if applicable)	-
20	Total Internet Sports Wagering Tax Payment for this Month	\$ 239,425
LOSS CARRYFORWARD INFORMATION (13% TAX):		
21	Internet Sports Wagering Loss Carryforward - End of Prior Month	\$ -
22	Internet Sports Wagering Loss Carryforward Applied to Current Month	-
23	Internet Sports Wagering Loss - Current Month	-
24	Internet Sports Wagering Loss Carryforward - End of Current Month	\$ -

25	Total Sports Wagering Tax Payment (sum lines 8 and 20)	\$ 249,932
-----------	---	-------------------

26	Sports Wagering Promotional Gaming Credits for the month	\$ -
----	--	------

WEB SITES REPORTING SPORTS WAGERING GROSS REVENUE:

www.hardrockcasino.com
www.nj.bet365.com
nj.unibet.com

Under penalties of perjury, I declare that I have examined this report, and to the best of my knowledge and belief, it is true and complete.



FRANK POLLOCK

November 8, 2019

DATE

CASINO CONTROLLER 9869-11
TITLE (LICENSE NUMBER)

HARRAH'S ATLANTIC CITY OPERATING MONTHLY SPORTS WAGERING TAX RETURN FOR THE MONTH OF October, 2019

SPORTS WAGERING - CASINO OR RACETRACK

Line (a)	Description (b)	Gross Revenue/Tax (c)
1	Year-to-Date Retail Sports Wagering Gross Revenue	\$ 685,680
2	Less: Last Month's Year-to-Date Retail Sports Wagering Gross Revenue	593,231
3	Monthly Retail Sports Wagering Gross Revenue	\$ 92,449
4	Monthly Adjustments	-
5	Monthly Taxable Retail Sports Wagering Gross Revenue	92,449
6	Monthly 8.5% Tax on Retail Sports Wagering Gross Revenue	7,858
7	Less: Retail Sports Wagering Loss Carryforward Applied (if applicable)	-
8	Total Retail Sports Wagering Tax Payment for this Month	\$ 7,858
LOSS CARRYFORWARD INFORMATION (8.5% TAX):		
9	Retail Sports Wagering Loss Carryforward - End of Prior Month	\$ -
10	Retail Sports Wagering Loss Carryforward Applied to Current Month	-
11	Retail Sports Wagering Loss - Current Month	-
12	Retail Sports Wagering Loss Carryforward - End of Current Month	\$ -

SPORTS WAGERING - INTERNET

Line (a)	Description (b)	Gross Revenue/Tax (c)
13	Year-to-Date Internet Sports Wagering Gross Revenue	\$ -
14	Less: Last Month's Year-to-Date Internet Sports Wagering Gross Revenue	-
15	Monthly Internet Sports Wagering Gross Revenue	\$ -
16	Monthly Adjustments	-
17	Monthly Taxable Internet Sports Wagering Gross Revenue	-
18	Monthly 13% Tax on Internet Sports Wagering Gross Revenue	-
19	Less: Internet Sports Wagering Loss Applied from Prior Month (if applicable)	-
20	Total Internet Sports Wagering Tax Payment for this Month	\$ -
LOSS CARRYFORWARD INFORMATION (13% TAX):		
21	Internet Sports Wagering Loss Carryforward - End of Prior Month	\$ -
22	Internet Sports Wagering Loss Carryforward Applied to Current Month	-
23	Internet Sports Wagering Loss - Current Month	-
24	Internet Sports Wagering Loss Carryforward - End of Current Month	\$ -
25	Total Sports Wagering Tax Payment (sum lines 8 and 20)	\$ 7,858
26	Sports Wagering Promotional Gaming Credits for the month	\$ -

WEB SITES REPORTING SPORTS WAGERING GROSS REVENUE:

Under penalties of perjury, I declare that I have examined this report, and to the best of my knowledge and belief, it is true and complete.

Alicia Magee

Alicia Magee

11/08/2019

DATE

Operations Controller (008714-11)

TITLE (LICENSE NUMBER)

**OCEAN CASINO RESORT
MONTHLY SPORTS WAGERING TAX RETURN
FOR THE MONTH OF OCTOBER 2019**

SPORTS WAGERING - CASINO OR RACETRACK

Line (a)	Description (b)	Gross Revenue/Tax (c)
1	Year-to-Date Retail Sports Wagering Gross Revenue	3,163,976
2	Less: Last Month's Year-to-Date Retail Sports Wagering Gross Revenue	2,466,317
3	Monthly Retail Sports Wagering Gross Revenue	697,659
4	Monthly Adjustments	(595)
5	Monthly Taxable Retail Sports Wagering Gross Revenue	697,064
6	Monthly 8.5% Tax on Retail Sports Wagering Gross Revenue	59,250
7	Less: Retail Sports Wagering Loss Carryforward Applied (if applicable)	-
8	Total Retail Sports Wagering Tax Payment for this Month	59,250

LOSS CARRYFORWARD INFORMATION (8.5% TAX):

9	Retail Sports Wagering Loss Carryforward - End of Prior Month	-
10	Retail Sports Wagering Loss Carryforward Applied to Current Month	-
11	Retail Sports Wagering Loss - Current Month	-
12	Retail Sports Wagering Loss Carryforward - End of Current Month	-

SPORTS WAGERING - INTERNET

Line (a)	Description (b)	Gross Revenue/Tax (c)
13	Year-to-Date Online Sports Wagering Gross Revenue	10,519,786
14	Less: Last Month's Year-to-Date Online Sports Wagering Gross Revenue	8,884,682
15	Monthly Online Sports Wagering Gross Revenue	1,635,104
16	Monthly Adjustments	-
17	Monthly Taxable Online Sports Wagering Gross Revenue	1,635,104
18	Monthly 13% Tax on Online Sports Wagering Gross Revenue	212,564
19	Less: Online Sports Wagering Loss Carryforward Applied (if applicable)	-
20	Total Online Sports Wagering Tax Payment for this Month	212,564

LOSS CARRYFORWARD INFORMATION (13% TAX):

21	Online Sports Wagering Loss Carryforward - End of Prior Month	-
22	Online Sports Wagering Loss Carryforward Applied to Current Month	-
23	Online Sports Wagering Loss - Current Month	-
24	Online Sports Wagering Loss Carryforward - End of Current Month	-


25	Total Sports Wagering Tax for the Month (sum lines 7 and 14)	271,814
-----------	---	----------------

26	Sports Wagering Promotional Gaming Credits for the month	-
----	--	---

WEB SITES REPORTING SPORTS WAGERING GROSS REVENUE:

njwilliamhill.com

Under penalties of perjury, I declare that I have examined this report, and to the best of my knowledge and belief, it is true and complete.



Daniel McFadden

11/8/19

DATE

Casino Controller (7167-11)

RESORTS CASINO HOTEL (DGMB CASINO LLC)
MONTHLY SPORTS WAGERING TAX RETURN
FOR THE MONTH OF OCTOBER 2019

SPORTS WAGERING - CASINO OR RACETRACK

Line (a)	Description (b)	Gross Revenue/Tax (c)
1	Year-to-Date Retail Sports Wagering Gross Revenue	\$ 2,415,971
2	Less: Last Month's Year-to-Date Retail Sports Wagering Gross Revenue	2,150,651
3	Monthly Retail Sports Wagering Gross Revenue	\$ 265,320
4	Monthly Adjustments	(295,568)
5	Monthly Taxable Retail Sports Wagering Gross Revenue	(30,248)
6	Monthly 8.5% Tax on Retail Sports Wagering Gross Revenue	(2,571)
7	Less: Retail Sports Wagering Loss Carryforward Applied (if applicable)	-
8	Total Retail Sports Wagering Tax Payment for this Month	\$ -
LOSS CARRYFORWARD INFORMATION (8.5% TAX):		
9	Retail Sports Wagering Loss Carryforward - End of Prior Month	\$ -
10	Retail Sports Wagering Loss Carryforward Applied to Current Month	-
11	Retail Sports Wagering Loss - Current Month	(2,571)
12	Retail Sports Wagering Loss Carryforward - End of Current Month	\$ (2,571)

SPORTS WAGERING - INTERNET

Line (a)	Description (b)	Gross Revenue/Tax (c)
13	Year-to-Date Internet Sports Wagering Gross Revenue	\$ -
14	Less: Last Month's Year-to-Date Internet Sports Wagering Gross Revenue	-
15	Monthly Internet Sports Wagering Gross Revenue	\$ -
16	Monthly Adjustments	-
17	Monthly Taxable Internet Sports Wagering Gross Revenue	-
18	Monthly 13% Tax on Internet Sports Wagering Gross Revenue	-
19	Less: Internet Sports Wagering Loss Applied from Prior Month (if applicable)	-
20	Total Internet Sports Wagering Tax Payment for this Month	\$ -
LOSS CARRYFORWARD INFORMATION (13% TAX):		
21	Internet Sports Wagering Loss Carryforward - End of Prior Month	\$ -
22	Internet Sports Wagering Loss Carryforward Applied to Current Month	-
23	Internet Sports Wagering Loss - Current Month	-
24	Internet Sports Wagering Loss Carryforward - End of Current Month	\$ -

25	Total Sports Wagering Tax Payment (sum lines 8 and 20)	\$ -
-----------	---	-------------

26	Sports Wagering Promotional Gaming Credits for the month	\$ -
----	--	------

WEB SITES REPORTING SPORTS WAGERING GROSS REVENUE:

Under penalties of perjury, I declare that I have examined this report, and to the best of my knowledge and belief, it is true and complete.



Angela Tarnacki

11/12/19
DATE

Director of Operational Accounting 010256-11

RESORTS DIGITAL GAMING, LLC
MONTHLY SPORTS WAGERING TAX RETURN
FOR THE MONTH OF OCTOBER 2019

SPORTS WAGERING - CASINO OR RACETRACK

Line (a)	Description (b)	Gross Revenue/Tax (c)
1	Year-to-Date Retail Sports Wagering Gross Revenue	\$ -
2	Less: Last Month's Year-to-Date Retail Sports Wagering Gross Revenue	-
3	Monthly Retail Sports Wagering Gross Revenue	
4	Monthly Adjustments	-
5	Monthly Taxable Retail Sports Wagering Gross Revenue	-
6	Monthly 8.5% Tax on Retail Sports Wagering Gross Revenue	-
7	Less: Retail Sports Wagering Loss Carryforward Applied (if applicable)	-
8	Total Retail Sports Wagering Tax Payment for this Month	\$ -
LOSS CARRYFORWARD INFORMATION (8.5% TAX):		
9	Retail Sports Wagering Loss Carryforward - End of Prior Month	\$ -
10	Retail Sports Wagering Loss Carryforward Applied to Current Month	-
11	Retail Sports Wagering Loss - Current Month	-
12	Retail Sports Wagering Loss Carryforward - End of Current Month	\$ -

SPORTS WAGERING - INTERNET

Line (a)	Description (b)	Gross Revenue/Tax (c)
13	Year-to-Date Internet Sports Wagering Gross Revenue	\$ 61,145,022
14	Less: Last Month's Year-to-Date Internet Sports Wagering Gross Revenue	50,586,935
15	Monthly Internet Sports Wagering Gross Revenue	\$ 10,558,087
16	Monthly Adjustments	-
17	Monthly Taxable Internet Sports Wagering Gross Revenue	10,558,087
18	Monthly 13% Tax on Internet Sports Wagering Gross Revenue	1,372,551
19	Less: Internet Sports Wagering Loss Applied from Prior Month (if applicable)	-
20	Total Internet Sports Wagering Tax Payment for this Month	\$ 1,372,551
LOSS CARRYFORWARD INFORMATION (13% TAX):		
21	Internet Sports Wagering Loss Carryforward - End of Prior Month	\$ -
22	Internet Sports Wagering Loss Carryforward Applied to Current Month	-
23	Internet Sports Wagering Loss - Current Month	-
24	Internet Sports Wagering Loss Carryforward - End of Current Month	\$ -

25	Total Sports Wagering Tax Payment (sum lines 8 and 20)	\$ 1,372,551
-----------	---	---------------------

26	Sports Wagering Promotional Gaming Credits for the month	\$ -
----	--	------

WEB SITES REPORTING SPORTS WAGERING GROSS REVENUE:

DraftKings.com
BetStarsNJ.com
Resortscasino.com

Under penalties of perjury, I declare that I have examined this report, and to the best of my knowledge and belief, it is true and complete.



Angela Tarnacki

11/11/2019

DATE

Director Operational Accounting 010256-11

TITLE (LICENSE NUMBER)

Tropicana Casino & Resort
MONTHLY SPORTS WAGERING TAX RETURN
FOR THE MONTH OF OCTOBER, 2019

SPORTS WAGERING - CASINO OR RACETRACK

Line (a)	Description (b)	Gross Revenue/Tax (c)
1	Year-to-Date Retail Sports Wagering Gross Revenue	\$ 1,470,967
2	Less: Last Month's Year-to-Date Retail Sports Wagering Gross Revenue	1,120,737
3	Monthly Retail Sports Wagering Gross Revenue	\$ 350,230
4	Monthly Adjustments	(183)
5	Monthly Taxable Retail Sports Wagering Gross Revenue	350,047
6	Monthly 8.5% Tax on Retail Sports Wagering Gross Revenue	29,754
7	Less: Retail Sports Wagering Loss Carryforward Applied (if applicable)	-
8	Total Retail Sports Wagering Tax Payment for this Month	29,754
LOSS CARRYFORWARD INFORMATION (8.5% TAX):		
9	Retail Sports Wagering Loss Carryforward - End of Prior Month	\$ -
10	Retail Sports Wagering Loss Carryforward Applied to Current Month	-
11	Retail Sports Wagering Loss - Current Month	-
12	Retail Sports Wagering Loss Carryforward - End of Current Month	

SPORTS WAGERING - INTERNET

Line (a)	Description (b)	
13	Year-to-Date Internet Sports Wagering Gross Revenue	\$ 155,019
14	Less: Last Month's Year-to-Date Internet Sports Wagering Gross Revenue	115,005
15	Monthly Internet Sports Wagering Gross Revenue	\$ 40,014
16	Monthly Adjustments	
17	Monthly Taxable Internet Sports Wagering Gross Revenue	40,014
18	Monthly 13% Tax on Internet Sports Wagering Gross Revenue	5,202
19	Less: Internet Sports Wagering Loss Applied from Prior Month (if applicable)	
20	Total Internet Sports Wagering Tax Payment for this Month	5,202
LOSS CARRYFORWARD INFORMATION (13% TAX):		
21	Internet Sports Wagering Loss Carryforward - End of Prior Month	
22	Internet Sports Wagering Loss Carryforward Applied to Current Month	
23	Internet Sports Wagering Loss - Current Month	
24	Internet Sports Wagering Loss Carryforward - End of Current Month	

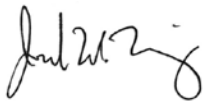
25	Total Sports Wagering Tax Payment (sum lines 8 and 20)	\$ 34,956
-----------	---	------------------

26	Sports Wagering Promotional Gaming Credits for the month	\$ -
----	--	------

WEB SITES REPORTING SPORTS WAGERING GROSS REVENUE:

www.nj.us.williamhill.com

Under penalties of perjury, I declare that I have examined this report, and to the best of my knowledge and belief, it is true and complete.



Joe Uhing

11/11/2019
DATE

Casino Controller 2835-11
TITLE (LICENSE NUMBER)

NEW MEADOWLANDS RACETRACK LLC
MONTHLY SPORTS WAGERING TAX RETURN
FOR THE MONTH OF OCTOBER 2019

SPORTS WAGERING - CASINO OR RACETRACK

Line (a)	Description (b)	Gross Revenue/Tax (c)
1	Year-to-Date Retail Sports Wagering Gross Revenue	\$ 24,854,687
2	Less: Last Month's Year-to-Date Retail Sports Wagering Gross Revenue	\$ 20,739,722
3	Monthly Retail Sports Wagering Gross Revenue	\$ 4,114,965
4	Monthly Adjustments	2,450
5	Monthly Taxable Retail Sports Wagering Gross Revenue	4,117,415
6	Monthly 8.5% Tax on Retail Sports Wagering Gross Revenue	349,980
7	Less: Retail Sports Wagering Loss Carryforward Applied (if applicable)	-
8	Total Retail Sports Wagering Tax Payment for this Month	\$ 349,980
LOSS CARRYFORWARD INFORMATION (8.5% TAX):		
9	Retail Sports Wagering Loss Carryforward - End of Prior Month	\$ -
10	Retail Sports Wagering Loss Carryforward Applied to Current Month	-
11	Retail Sports Wagering Loss - Current Month	-
12	Retail Sports Wagering Loss Carryforward - End of Current Month	\$ -

SPORTS WAGERING - INTERNET

Line (a)	Description (b)	Gross Revenue/Tax (c)
13	Year-to-Date Internet Sports Wagering Gross Revenue	\$ 95,686,498
14	Less: Last Month's Year-to-Date Internet Sports Wagering Gross Revenue	75,006,751
15	Monthly Internet Sports Wagering Gross Revenue	\$ 20,679,747
16	Monthly Adjustments	18,076
17	Monthly Taxable Internet Sports Wagering Gross Revenue	20,697,823
18	Monthly 13% Tax on Internet Sports Wagering Gross Revenue	2,690,717
19	Less: Internet Sports Wagering Loss Applied from Prior Month (if applicable)	-
20	Total Internet Sports Wagering Tax Payment for this Month	\$ 2,690,717
LOSS CARRYFORWARD INFORMATION (13% TAX):		
21	Internet Sports Wagering Loss Carryforward - End of Prior Month	\$ -
22	Internet Sports Wagering Loss Carryforward Applied to Current Month	-
23	Internet Sports Wagering Loss - Current Month	-
24	Internet Sports Wagering Loss Carryforward - End of Current Month	\$ -


25	Total Sports Wagering Tax Payment (sum lines 8 and 20)	\$ 3,040,697
-----------	---	---------------------

26	Sports Wagering Promotional Gaming Credits for the month	\$ -
----	--	------

WEB SITES REPORTING SPORTS WAGERING GROSS REVENUE:

Sportsbook.fanduel.com
Pointsbet.com

Under penalties of perjury, I declare that I have examined this report, and to the best of my knowledge and belief, it is true and complete.



Alex Figueras

11/8/2019

DATE

Chief Financial Officer (10031-11)
TITLE (LICENSE NUMBER)

**DARBY DEVELOPMENT (MONMOUTH PARK)
MONTHLY SPORTS WAGERING TAX RETURN
FOR THE MONTH OF OCTOBER, 2019**

SPORTS WAGERING - CASINO OR RACETRACK

Line (a)	Description (b)	Gross Revenue/Tax (c)
1	Year-to-Date Retail Sports Wagering Gross Revenue	\$ 6,332,861
2	Less: Last Month's Year-to-Date Retail Sports Wagering Gross Revenue	\$ 5,157,280
3	Monthly Retail Sports Wagering Gross Revenue	\$ 1,175,581
4	Monthly Adjustments	\$ (4,522)
5	Monthly Taxable Retail Sports Wagering Gross Revenue	\$ 1,171,059
6	Monthly 8.5% Tax on Retail Sports Wagering Gross Revenue	\$ 99,540
7	Less: Retail Sports Wagering Loss Carryforward Applied (if applicable)	\$ -
8	Total Retail Sports Wagering Tax Payment for this Month	\$ 99,540

LOSS CARRYFORWARD INFORMATION (8.5% TAX):

9	Retail Sports Wagering Loss Carryforward - End of Prior Month	\$ -
10	Retail Sports Wagering Loss Carryforward Applied to Current Month	\$ -
11	Retail Sports Wagering Loss - Current Month	\$ -
12	Retail Sports Wagering Loss Carryforward - End of Current Month	\$ -

SPORTS WAGERING - INTERNET

Line (a)	Description (b)	Gross Revenue/Tax (c)
13	Year-to-Date Internet Sports Wagering Gross Revenue	\$ 14,514,317
14	Less: Last Month's Year-to-Date Internet Sports Wagering Gross Revenue	\$ 12,847,907
15	Monthly Internet Sports Wagering Gross Revenue	\$ 1,666,410
16	Monthly Adjustments	\$ -
17	Monthly Taxable Internet Sports Wagering Gross Revenue	\$ 1,666,410
18	Monthly 13% Tax on Internet Sports Wagering Gross Revenue	\$ 216,633
19	Less: Internet Sports Wagering Loss Applied from Prior Month (if applicable)	\$ -
20	Total Internet Sports Wagering Tax Payment for this Month	\$ 216,633

LOSS CARRYFORWARD INFORMATION (13% TAX):

21	Internet Sports Wagering Loss Carryforward - End of Prior Month	\$ -
22	Internet Sports Wagering Loss Carryforward Applied to Current Month	\$ -
23	Internet Sports Wagering Loss - Current Month	\$ -
24	Internet Sports Wagering Loss Carryforward - End of Current Month	\$ -

25	Total Sports Wagering Tax for the Month (sum lines 7 and 14)	\$ 316,173
-----------	---	-------------------

26	Sports Wagering Promotional Gaming Credits for the month	\$ -
----	--	------

WEB SITES REPORTING SPORTS WAGERING GROSS REVENUE:

Williamhill.com
Playsugarhouse.com
Thescorebet

Under penalties of perjury, I declare that I have examined this report, and to the best of my knowledge and belief, it is true and complete.



James James

11/11/2019

DATE

Vice President of Finance (9976-11)
TITLE (LICENSE NUMBER)