

BALLY'S PARK PLACE, LLC
MONTHLY SPORTS WAGERING TAX RETURN - RETAIL
FOR THE MONTH OF MAY, 2020

SPORTS WAGERING - CASINO OR RACETRACK

Line (a)	Description (b)	Gross Revenue/Tax (c)
1	Year-to-Date Retail Sports Wagering Gross Revenue	\$ 115,753
2	Less: Last Month's Year-to-Date Retail Sports Wagering Gross Revenue	190,120
3	Monthly Retail Sports Wagering Gross Revenue	\$ (74,367)
4	Monthly Adjustments	-
5	Monthly Taxable Retail Sports Wagering Gross Revenue	(74,367)
6	Monthly 8.5% Tax on Retail Sports Wagering Gross Revenue	(6,321)
7	Less: Retail Sports Wagering Loss Carryforward Applied (if applicable)	-
8	Total Retail Sports Wagering Tax Payment for this Month	\$ -

LOSS CARRYFORWARD INFORMATION (8.5% TAX):

9	Retail Sports Wagering Loss Carryforward - End of Prior Month	\$ (566)
10	Retail Sports Wagering Loss Carryforward Applied to Current Month	-
11	Retail Sports Wagering Loss - Current Month	(6,321)
12	Retail Sports Wagering Loss Carryforward - End of Current Month	\$ (6,887)

SPORTS WAGERING - INTERNET

Line (a)	Description (b)	Gross Revenue/Tax (c)
13	Year-to-Date Internet Sports Wagering Gross Revenue	\$ -
14	Less: Last Month's Year-to-Date Internet Sports Wagering Gross Revenue	-
15	Monthly Internet Sports Wagering Gross Revenue	\$ -
16	Monthly Adjustments	-
17	Monthly Taxable Internet Sports Wagering Gross Revenue	-
18	Monthly 13% Tax on Internet Sports Wagering Gross Revenue	-
19	Less: Internet Sports Wagering Loss Applied from Prior Month (if applicable)	-
20	Total Internet Sports Wagering Tax Payment for this Month	\$ -

LOSS CARRYFORWARD INFORMATION (13% TAX):

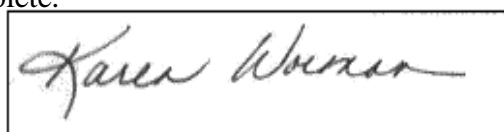
21	Internet Sports Wagering Loss Carryforward - End of Prior Month	\$ -
22	Internet Sports Wagering Loss Carryforward Applied to Current Month	-
23	Internet Sports Wagering Loss - Current Month	-
24	Internet Sports Wagering Loss Carryforward - End of Current Month	\$ -

25	Total Sports Wagering Tax Payment (sum lines 8 and 20)	\$ -
-----------	---	-------------

26	Sports Wagering Promotional Gaming Credits for the month	\$ -
----	--	------

WEB SITES REPORTING SPORTS WAGERING GROSS REVENUE:

Under penalties of perjury, I declare that I have examined this report, and to the best of my knowledge and belief, it is true and complete.



KAREN WORMAN

6/8/2020

DATE

REGIONAL VP FINANCE (6320-11)

TITLE (LICENSE NUMBER)

BALLY'S PARK PLACE
MONTHLY SPORTS WAGERING TAX RETURN
FOR THE MONTH OF MAY 2020

SPORTS WAGERING - CASINO OR RACETRACK

Line (a)	Description (b)	Gross Revenue/Tax (c)
1	Year-to-Date Retail Sports Wagering Gross Revenue	\$ -
2	Less: Last Month's Year-to-Date Retail Sports Wagering Gross Revenue	-
3	Monthly Retail Sports Wagering Gross Revenue	
4	Monthly Adjustments	-
5	Monthly Taxable Retail Sports Wagering Gross Revenue	-
6	Monthly 8.5% Tax on Retail Sports Wagering Gross Revenue	-
7	Less: Retail Sports Wagering Loss Carryforward Applied (if applicable)	-
8	Total Retail Sports Wagering Tax Payment for this Month	\$ -

LOSS CARRYFORWARD INFORMATION (8.5% TAX):

9	Retail Sports Wagering Loss Carryforward - End of Prior Month	\$ -
10	Retail Sports Wagering Loss Carryforward Applied to Current Month	-
11	Retail Sports Wagering Loss - Current Month	-
12	Retail Sports Wagering Loss Carryforward - End of Current Month	\$ -

SPORTS WAGERING - INTERNET

Line (a)	Description (b)	Gross Revenue/Tax (c)
13	Year-to-Date Internet Sports Wagering Gross Revenue	\$ 697,026
14	Less: Last Month's Year-to-Date Internet Sports Wagering Gross Revenue	589,855
15	Monthly Internet Sports Wagering Gross Revenue	\$ 107,171
16	Monthly Adjustments	-
17	Monthly Taxable Internet Sports Wagering Gross Revenue	107,171
18	Monthly 13% Tax on Internet Sports Wagering Gross Revenue	13,932
19	Less: Internet Sports Wagering Loss Applied from Prior Month (if applicable)	-
20	Total Internet Sports Wagering Tax Payment for this Month	\$ 13,932

LOSS CARRYFORWARD INFORMATION (13% TAX):

21	Internet Sports Wagering Loss Carryforward - End of Prior Month	\$ -
22	Internet Sports Wagering Loss Carryforward Applied to Current Month	-
23	Internet Sports Wagering Loss - Current Month	-
24	Internet Sports Wagering Loss Carryforward - End of Current Month	\$ -

25	Total Sports Wagering Tax Payment (sum lines 8 and 20)	\$ 13,932
-----------	---	------------------

26	Sports Wagering Promotional Gaming Credits for the month	\$ -
----	--	------

WEB SITES REPORTING SPORTS WAGERING GROSS REVENUE:

CaesarsCasino.com
888.com

Under penalties of perjury, I declare that I have examined this report, and to the best of my knowledge and belief, it is true and complete.



LUTHER GUELKER

6/9/2020

DATE

Accounting Director (009521-11)
TITLE (LICENSE NUMBER)

Borgata Hotel Casino & Spa
MONTHLY SPORTS WAGERING TAX RETURN
FOR THE MONTH OF MAY 2020

SPORTS WAGERING - CASINO OR RACETRACK

Line (a)	Description (b)	Gross Revenue/Tax (c)
1	Year-to-Date Retail Sports Wagering Gross Revenue	\$ 260,858
2	Less: Last Month's Year-to-Date Retail Sports Wagering Gross Revenue	267,815
3	Monthly Retail Sports Wagering Gross Revenue	\$ (6,957)
4	Monthly Adjustments	-
5	Monthly Taxable Retail Sports Wagering Gross Revenue	(6,957)
6	Monthly 8.5% Tax on Retail Sports Wagering Gross Revenue	(591)
7	Less: Retail Sports Wagering Loss Carryforward Applied (if applicable)	-
8	Total Retail Sports Wagering Tax Payment for this Month	\$ -

LOSS CARRYFORWARD INFORMATION (8.5% TAX):

9	Retail Sports Wagering Loss Carryforward - End of Prior Month	\$ (38,770)
10	Retail Sports Wagering Loss Carryforward Applied to Current Month	
11	Retail Sports Wagering Loss - Current Month	(591)
12	Retail Sports Wagering Loss Carryforward - End of Current Month	\$ (39,361)

SPORTS WAGERING - INTERNET

Line (a)	Description (b)	Gross Revenue/Tax (c)
13	Year-to-Date Internet Sports Wagering Gross Revenue	\$ 4,897,188
14	Less: Last Month's Year-to-Date Internet Sports Wagering Gross Revenue	4,195,905
15	Monthly Internet Sports Wagering Gross Revenue	\$ 701,283
16	Monthly Adjustments	-
17	Monthly Taxable Internet Sports Wagering Gross Revenue	701,283
18	Monthly 13% Tax on Internet Sports Wagering Gross Revenue	91,167
19	Less: Internet Sports Wagering Loss Applied from Prior Month (if applicable)	-
20	Total Internet Sports Wagering Tax Payment for this Month	\$ 91,167

LOSS CARRYFORWARD INFORMATION (13% TAX):

21	Internet Sports Wagering Loss Carryforward - End of Prior Month	
22	Internet Sports Wagering Loss Carryforward Applied to Current Month	
23	Internet Sports Wagering Loss - Current Month	-
24	Internet Sports Wagering Loss Carryforward - End of Current Month	\$ -

25	Total Sports Wagering Tax Payment (sum lines 8 and 20)	\$ 91,167
-----------	---	------------------

26	Sports Wagering Promotional Gaming Credits for the month	\$ -
----	--	------

WEB SITES REPORTING SPORTS WAGERING GROSS REVENUE:

BetMGM.com
 Borgatasports.com

Under penalties of perjury, I declare that I have examined this report, and to the best of my knowledge and belief, it is true and complete.



Betty J Parker

6/8/2020

DATE

Casino Controller 8038-11
 TITLE (LICENSE NUMBER)

GOLDEN NUGGET
MONTHLY SPORTS WAGERING TAX RETURN
FOR THE MONTH OF MAY 2020

SPORTS WAGERING - CASINO OR RACETRACK

Line (a)	Description (b)	Gross Revenue/Tax (c)
1	Year-to-Date Retail Sports Wagering Gross Revenue	\$ (32,986)
2	Less: Last Month's Year-to-Date Retail Sports Wagering Gross Revenue	(32,986)
3	Monthly Retail Sports Wagering Gross Revenue	\$ -
4	Monthly Adjustments	-
5	Monthly Taxable Retail Sports Wagering Gross Revenue	-
6	Monthly 8.5% Tax on Retail Sports Wagering Gross Revenue	-
7	Less: Retail Sports Wagering Loss Carryforward Applied (if applicable)	-
8	Total Retail Sports Wagering Tax Payment for this Month	\$ -

LOSS CARRYFORWARD INFORMATION (8.5% TAX):

9	Retail Sports Wagering Loss Carryforward - End of Prior Month	\$ (12,687)
10	Retail Sports Wagering Loss Carryforward Applied to Current Month	-
11	Retail Sports Wagering Loss - Current Month	-
12	Retail Sports Wagering Loss Carryforward - End of Current Month	\$ (12,687)

SPORTS WAGERING - INTERNET

Line (a)	Description (b)	Gross Revenue/Tax (c)
13	Year-to-Date Internet Sports Wagering Gross Revenue	\$ 314,781
14	Less: Last Month's Year-to-Date Internet Sports Wagering Gross Revenue	260,348
15	Monthly Internet Sports Wagering Gross Revenue	\$ 54,433
16	Monthly Adjustments	-
17	Monthly Taxable Internet Sports Wagering Gross Revenue	54,433
18	Monthly 13% Tax on Internet Sports Wagering Gross Revenue	7,076
19	Less: Internet Sports Wagering Loss Applied from Prior Month (if applicable)	(7,076)
20	Total Internet Sports Wagering Tax Payment for this Month	\$ -

LOSS CARRYFORWARD INFORMATION (13% TAX):

21	Internet Sports Wagering Loss Carryforward - End of Prior Month	\$ (22,459)
22	Internet Sports Wagering Loss Carryforward Applied to Current Month	7,076
23	Internet Sports Wagering Loss - Current Month	-
24	Internet Sports Wagering Loss Carryforward - End of Current Month	\$ (15,383)


25	Total Sports Wagering Tax Payment (sum lines 8 and 20)	\$ -
-----------	---	-------------

26	Sports Wagering Promotional Gaming Credits for the month	\$ -
----	--	------

WEB SITES REPORTING SPORTS WAGERING GROSS REVENUE:

goldennuggettcasino.com
nj.betamerica.com

Under penalties of perjury, I declare that I have examined this report, and to the best of my knowledge and belief, it is true and complete.



Joanne McKensie

6/10/2020

DATE

Director of Finance/Controller 1231.11

HARD ROCK ATLANTIC CITY
MONTHLY SPORTS WAGERING TAX RETURN
FOR THE MONTH OF MAY, 2020

SPORTS WAGERING - CASINO OR RACETRACK

Line (a)	Description (b)	Gross Revenue/Tax (c)
1	Year-to-Date Retail Sports Wagering Gross Revenue	\$ (18,027)
2	Less: Last Month's Year-to-Date Retail Sports Wagering Gross Revenue	(18,027)
3	Monthly Retail Sports Wagering Gross Revenue	\$ -
4	Monthly Adjustments	-
5	Monthly Taxable Retail Sports Wagering Gross Revenue	-
6	Monthly 8.5% Tax on Retail Sports Wagering Gross Revenue	-
7	Less: Retail Sports Wagering Loss Carryforward Applied (if applicable)	-
8	Total Retail Sports Wagering Tax Payment for this Month	\$ -

LOSS CARRYFORWARD INFORMATION (8.5% TAX):

9	Retail Sports Wagering Loss Carryforward - End of Prior Month	\$ (5,883)
10	Retail Sports Wagering Loss Carryforward Applied to Current Month	
11	Retail Sports Wagering Loss - Current Month	-
12	Retail Sports Wagering Loss Carryforward - End of Current Month	\$ (5,883)

SPORTS WAGERING - INTERNET

Line (a)	Description (b)	Gross Revenue/Tax (c)
13	Year-to-Date Internet Sports Wagering Gross Revenue	\$ 878,540
14	Less: Last Month's Year-to-Date Internet Sports Wagering Gross Revenue	648,536
15	Monthly Internet Sports Wagering Gross Revenue	\$ 230,004
16	Monthly Adjustments	-
17	Monthly Taxable Internet Sports Wagering Gross Revenue	230,004
18	Monthly 13% Tax on Internet Sports Wagering Gross Revenue	29,901
19	Less: Internet Sports Wagering Loss Applied from Prior Month (if applicable)	-
20	Total Internet Sports Wagering Tax Payment for this Month	\$ 29,901

LOSS CARRYFORWARD INFORMATION (13% TAX):

21	Internet Sports Wagering Loss Carryforward - End of Prior Month	\$ -
22	Internet Sports Wagering Loss Carryforward Applied to Current Month	-
23	Internet Sports Wagering Loss - Current Month	-
24	Internet Sports Wagering Loss Carryforward - End of Current Month	\$ -

25	Total Sports Wagering Tax Payment (sum lines 8 and 20)	\$ 29,901
-----------	---	------------------

26	Sports Wagering Promotional Gaming Credits for the month	\$ -
----	--	------

WEB SITES REPORTING SPORTS WAGERING GROSS REVENUE:

www.hardrockcasino.com
www.nj.bet365.com
nj.unibet.com

Under penalties of perjury, I declare that I have examined this report, and to the best of my knowledge and belief, it is true and complete.



FRANK POLLOCK

June 4, 2020

DATE

CASINO CONTROLLER 9869-11

TITLE (LICENSE NUMBER)

HARRAH'S ATLANTIC CITY OPERATING MONTHLY SPORTS WAGERING TAX RETURN FOR THE MONTH OF May, 2020

SPORTS WAGERING - CASINO OR RACETRACK

Line (a)	Description (b)	Gross Revenue/Tax (c)
1	Year-to-Date Retail Sports Wagering Gross Revenue	\$ 93,814
2	Less: Last Month's Year-to-Date Retail Sports Wagering Gross Revenue	110,015
3	Monthly Retail Sports Wagering Gross Revenue	\$ (16,201)
4	Monthly Adjustments	-
5	Monthly Taxable Retail Sports Wagering Gross Revenue	(16,201)
6	Monthly 8.5% Tax on Retail Sports Wagering Gross Revenue	(1,377)
7	Less: Retail Sports Wagering Loss Carryforward Applied (if applicable)	
8	Total Retail Sports Wagering Tax Payment for this Month	\$ -

LOSS CARRYFORWARD INFORMATION (8.5% TAX):

9	Retail Sports Wagering Loss Carryforward - End of Prior Month	\$ (3,320)
10	Retail Sports Wagering Loss Carryforward Applied to Current Month	
11	Retail Sports Wagering Loss - Current Month	(1,377)
12	Retail Sports Wagering Loss Carryforward - End of Current Month	\$ (4,697)

SPORTS WAGERING - INTERNET

Line (a)	Description (b)	Gross Revenue/Tax (c)
13	Year-to-Date Internet Sports Wagering Gross Revenue	\$ -
14	Less: Last Month's Year-to-Date Internet Sports Wagering Gross Revenue	-
15	Monthly Internet Sports Wagering Gross Revenue	\$ -
16	Monthly Adjustments	-
17	Monthly Taxable Internet Sports Wagering Gross Revenue	-
18	Monthly 13% Tax on Internet Sports Wagering Gross Revenue	-
19	Less: Internet Sports Wagering Loss Applied from Prior Month (if applicable)	-
20	Total Internet Sports Wagering Tax Payment for this Month	\$ -

LOSS CARRYFORWARD INFORMATION (13% TAX):

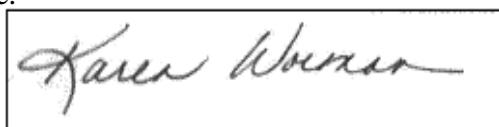
21	Internet Sports Wagering Loss Carryforward - End of Prior Month	\$ -
22	Internet Sports Wagering Loss Carryforward Applied to Current Month	-
23	Internet Sports Wagering Loss - Current Month	-
24	Internet Sports Wagering Loss Carryforward - End of Current Month	\$ -

25	Total Sports Wagering Tax Payment (sum lines 8 and 20)	\$ -
-----------	---	-------------

26	Sports Wagering Promotional Gaming Credits for the month	\$ -
----	--	------

WEB SITES REPORTING SPORTS WAGERING GROSS REVENUE:

Under penalties of perjury, I declare that I have examined this report, and to the best of my knowledge and belief, it is true and complete.



Karen Worman

6/9/2020

DATE

VP of Finance 6320-11

TITLE (LICENSE NUMBER)

**OCEAN CASINO RESORT
MONTHLY SPORTS WAGERING TAX RETURN
FOR THE MONTH OF MAY 2020**

SPORTS WAGERING - CASINO OR RACETRACK

Line (a)	Description (b)	Gross Revenue/Tax (c)
1	Year-to-Date Retail Sports Wagering Gross Revenue	\$ 236,781
2	Less: Last Month's Year-to-Date Retail Sports Wagering Gross Revenue	238,930
3	Monthly Retail Sports Wagering Gross Revenue	(2,149)
4	Monthly Adjustments	0
5	Monthly Taxable Retail Sports Wagering Gross Revenue	(2,149)
6	Monthly 8.5% Tax on Retail Sports Wagering Gross Revenue	(183)
7	Less: Retail Sports Wagering Loss Carryforward Applied (if applicable)	0
8	Total Retail Sports Wagering Tax Payment for this Month	\$0

LOSS CARRYFORWARD INFORMATION (8.5% TAX):

9	Retail Sports Wagering Loss Carryforward - End of Prior Month	\$ (11,799)
10	Retail Sports Wagering Loss Carryforward Applied to Current Month	0
11	Retail Sports Wagering Loss - Current Month	(183)
12	Retail Sports Wagering Loss Carryforward - End of Current Month	(11,982)

SPORTS WAGERING - INTERNET

Line (a)	Description (b)	Gross Revenue/Tax (c)
13	Year-to-Date Online Sports Wagering Gross Revenue	\$ 3,298,349
14	Less: Last Month's Year-to-Date Online Sports Wagering Gross Revenue	2,858,382
15	Monthly Online Sports Wagering Gross Revenue	439,967
16	Monthly Adjustments	
17	Monthly Taxable Online Sports Wagering Gross Revenue	439,967
18	Monthly 13% Tax on Online Sports Wagering Gross Revenue	57,196
19	Less: Online Sports Wagering Loss Carryforward Applied (if applicable)	0
20	Total Online Sports Wagering Tax Payment for this Month	\$ 57,196

LOSS CARRYFORWARD INFORMATION (13% TAX):

21	Online Sports Wagering Loss Carryforward - End of Prior Month	\$ -
22	Online Sports Wagering Loss Carryforward Applied to Current Month	0
23	Online Sports Wagering Loss - Current Month	0
24	Online Sports Wagering Loss Carryforward - End of Current Month	\$ -

25	Total Sports Wagering Tax for the Month (sum lines 7 and 14)	\$ 57,196
-----------	---	------------------

26	Sports Wagering Promotional Gaming Credits for the month	\$0
----	--	-----

WEB SITES REPORTING SPORTS WAGERING GROSS REVENUE:

WilliamHill.com

Under penalties of perjury, I declare that I have examined this report, and to the best of my knowledge and belief, it is true and complete.



Daniel McFadden

6/9/20

DATE

Vice President of Finance (7167-11)
TITLE (LICENSE NUMBER)

**RESORTS CASINO HOTEL (DGMB CASINO LLC)
MONTHLY SPORTS WAGERING TAX RETURN
FOR THE MONTH OF MAY 2020**

SPORTS WAGERING - CASINO OR RACETRACK

Line (a)	Description (b)	Gross Revenue/Tax (c)
1	Year-to-Date Retail Sports Wagering Gross Revenue	\$ 116,758
2	Less: Last Month's Year-to-Date Retail Sports Wagering Gross Revenue	116,758
3	Monthly Retail Sports Wagering Gross Revenue	\$ -
4	Monthly Adjustments	-
5	Monthly Taxable Retail Sports Wagering Gross Revenue	-
6	Monthly 8.5% Tax on Retail Sports Wagering Gross Revenue	-
7	Less: Retail Sports Wagering Loss Carryforward Applied (if applicable)	-
8	Total Retail Sports Wagering Tax Payment for this Month	\$ -

LOSS CARRYFORWARD INFORMATION (8.5% TAX):

9	Retail Sports Wagering Loss Carryforward - End of Prior Month	\$ (24,628)
10	Retail Sports Wagering Loss Carryforward Applied to Current Month	-
11	Retail Sports Wagering Loss - Current Month	-
12	Retail Sports Wagering Loss Carryforward - End of Current Month	\$ (24,628)

SPORTS WAGERING - INTERNET

Line (a)	Description (b)	Gross Revenue/Tax (c)
13	Year-to-Date Internet Sports Wagering Gross Revenue	\$ -
14	Less: Last Month's Year-to-Date Internet Sports Wagering Gross Revenue	-
15	Monthly Internet Sports Wagering Gross Revenue	\$ -
16	Monthly Adjustments	-
17	Monthly Taxable Internet Sports Wagering Gross Revenue	-
18	Monthly 13% Tax on Internet Sports Wagering Gross Revenue	-
19	Less: Internet Sports Wagering Loss Applied from Prior Month (if applicable)	-
20	Total Internet Sports Wagering Tax Payment for this Month	\$ -

LOSS CARRYFORWARD INFORMATION (13% TAX):

21	Internet Sports Wagering Loss Carryforward - End of Prior Month	\$ -
22	Internet Sports Wagering Loss Carryforward Applied to Current Month	-
23	Internet Sports Wagering Loss - Current Month	-
24	Internet Sports Wagering Loss Carryforward - End of Current Month	\$ -

25	Total Sports Wagering Tax Payment (sum lines 8 and 20)	\$ -
-----------	---	-------------

26	Sports Wagering Promotional Gaming Credits for the month	\$ -
----	--	------

WEB SITES REPORTING SPORTS WAGERING GROSS REVENUE:

Under penalties of perjury, I declare that I have examined this report, and to the best of my knowledge and belief, it is true and complete.



Angela Tarnacki

06/09/2020

DATE

Director of Operational Accounting 010256-11

RESORTS DIGITAL GAMING, LLC
MONTHLY SPORTS WAGERING TAX RETURN
FOR THE MONTH OF MAY 2020

SPORTS WAGERING - CASINO OR RACETRACK

Line (a)	Description (b)	Gross Revenue/Tax (c)
1	Year-to-Date Retail Sports Wagering Gross Revenue	\$ -
2	Less: Last Month's Year-to-Date Retail Sports Wagering Gross Revenue	-
3	Monthly Retail Sports Wagering Gross Revenue	
4	Monthly Adjustments	-
5	Monthly Taxable Retail Sports Wagering Gross Revenue	-
6	Monthly 8.5% Tax on Retail Sports Wagering Gross Revenue	-
7	Less: Retail Sports Wagering Loss Carryforward Applied (if applicable)	-
8	Total Retail Sports Wagering Tax Payment for this Month	\$ -

LOSS CARRYFORWARD INFORMATION (8.5% TAX):

9	Retail Sports Wagering Loss Carryforward - End of Prior Month	\$ -
10	Retail Sports Wagering Loss Carryforward Applied to Current Month	-
11	Retail Sports Wagering Loss - Current Month	-
12	Retail Sports Wagering Loss Carryforward - End of Current Month	\$ -

SPORTS WAGERING - INTERNET

Line (a)	Description (b)	Gross Revenue/Tax (c)
13	Year-to-Date Internet Sports Wagering Gross Revenue	\$ 29,410,967
14	Less: Last Month's Year-to-Date Internet Sports Wagering Gross Revenue	25,644,662
15	Monthly Internet Sports Wagering Gross Revenue	\$ 3,766,305
16	Monthly Adjustments	-
17	Monthly Taxable Internet Sports Wagering Gross Revenue	3,766,305
18	Monthly 13% Tax on Internet Sports Wagering Gross Revenue	489,620
19	Less: Internet Sports Wagering Loss Applied from Prior Month (if applicable)	-
20	Total Internet Sports Wagering Tax Payment for this Month	\$ 489,620

LOSS CARRYFORWARD INFORMATION (13% TAX):

21	Internet Sports Wagering Loss Carryforward - End of Prior Month	\$ -
22	Internet Sports Wagering Loss Carryforward Applied to Current Month	-
23	Internet Sports Wagering Loss - Current Month	-
24	Internet Sports Wagering Loss Carryforward - End of Current Month	\$ -

25	Total Sports Wagering Tax Payment (sum lines 8 and 20)	\$ 489,620
-----------	---	-------------------

26	Sports Wagering Promotional Gaming Credits for the month	\$ -
----	--	------

WEB SITES REPORTING SPORTS WAGERING GROSS REVENUE:

DraftKings
BetStars
ResortsCasino

Under penalties of perjury, I declare that I have examined this report, and to the best of my knowledge and belief, it is true and complete.



Angela Tarnacki

06/09/2020
DATE

Director Operational Accounting 010256-11
TITLE (LICENSE NUMBER)

Tropicana Casino & Resort
MONTHLY SPORTS WAGERING TAX RETURN
FOR THE MONTH OF MAY 2020

SPORTS WAGERING - CASINO OR RACETRACK

Line (a)	Description (b)	Gross Revenue/Tax (c)
1	Year-to-Date Retail Sports Wagering Gross Revenue	\$ 230,174
2	Less: Last Month's Year-to-Date Retail Sports Wagering Gross Revenue	232,933
3	Monthly Retail Sports Wagering Gross Revenue	\$ (2,759)
4	Monthly Adjustments	-
5	Monthly Taxable Retail Sports Wagering Gross Revenue	(2,759)
6	Monthly 8.5% Tax on Retail Sports Wagering Gross Revenue	(235)
7	Less: Retail Sports Wagering Loss Carryforward Applied (if applicable)	-
8	Total Retail Sports Wagering Tax Payment for this Month	-

LOSS CARRYFORWARD INFORMATION (8.5% TAX):

9	Retail Sports Wagering Loss Carryforward - End of Prior Month	\$ (130)
10	Retail Sports Wagering Loss Carryforward Applied to Current Month	-
11	Retail Sports Wagering Loss - Current Month	(235)
12	Retail Sports Wagering Loss Carryforward - End of Current Month	\$ (365)

SPORTS WAGERING - INTERNET

Line (a)	Description (b)	
13	Year-to-Date Internet Sports Wagering Gross Revenue	\$ 145,008
14	Less: Last Month's Year-to-Date Internet Sports Wagering Gross Revenue	121,532
15	Monthly Internet Sports Wagering Gross Revenue	\$ 23,476
16	Monthly Adjustments	
17	Monthly Taxable Internet Sports Wagering Gross Revenue	23,476
18	Monthly 13% Tax on Internet Sports Wagering Gross Revenue	3,052
19	Less: Internet Sports Wagering Loss Applied from Prior Month (if applicable)	-
20	Total Internet Sports Wagering Tax Payment for this Month	3,052

LOSS CARRYFORWARD INFORMATION (13% TAX):

21	Internet Sports Wagering Loss Carryforward - End of Prior Month	\$ (76)
22	Internet Sports Wagering Loss Carryforward Applied to Current Month	-
23	Internet Sports Wagering Loss - Current Month	-
24	Internet Sports Wagering Loss Carryforward - End of Current Month	\$ (76)

25	Total Sports Wagering Tax Payment (sum lines 8 and 20)	\$ 3,052
-----------	---	-----------------

26	Sports Wagering Promotional Gaming Credits for the month	\$ -
----	--	------

WEB SITES REPORTING SPORTS WAGERING GROSS REVENUE:

www.nj.us.williamhill.com

Under penalties of perjury, I declare that I have examined this report, and to the best of my knowledge and belief, it is true and complete.



Mimi Jennings-Benvenuti

6/11/2020

DATE

Vice President of Finance (9749-11)
TITLE (LICENSE NUMBER)

NEW MEADOWLANDS RACETRACK LLC
MONTHLY SPORTS WAGERING TAX RETURN
FOR THE MONTH OF MAY 2020

SPORTS WAGERING - CASINO OR RACETRACK

Line (a)	Description (b)	Gross Revenue/Tax (c)
1	Year-to-Date Retail Sports Wagering Gross Revenue	\$ 5,837,252
2	Less: Last Month's Year-to-Date Retail Sports Wagering Gross Revenue	\$ 5,893,872
3	Monthly Retail Sports Wagering Gross Revenue	\$ (56,620)
4	Monthly Adjustments	-
5	Monthly Taxable Retail Sports Wagering Gross Revenue	(56,620)
6	Monthly 8.5% Tax on Retail Sports Wagering Gross Revenue	(4,813)
7	Less: Retail Sports Wagering Loss Carryforward Applied (if applicable)	-
8	Total Retail Sports Wagering Tax Payment for this Month	\$ -

LOSS CARRYFORWARD INFORMATION (8.5% TAX):

9	Retail Sports Wagering Loss Carryforward - End of Prior Month	\$ (1,719)
10	Retail Sports Wagering Loss Carryforward Applied to Current Month	-
11	Retail Sports Wagering Loss - Current Month	(4,813)
12	Retail Sports Wagering Loss Carryforward - End of Current Month	\$ (6,532)

SPORTS WAGERING - INTERNET

Line (a)	Description (b)	
13	Year-to-Date Internet Sports Wagering Gross Revenue	\$ 43,396,395
14	Less: Last Month's Year-to-Date Internet Sports Wagering Gross Revenue	39,108,392
15	Monthly Internet Sports Wagering Gross Revenue	\$ 4,288,003
16	Monthly Adjustments	2,597
17	Monthly Taxable Internet Sports Wagering Gross Revenue	4,290,600
18	Monthly 13% Tax on Internet Sports Wagering Gross Revenue	557,778
19	Less: Internet Sports Wagering Loss Applied from Prior Month (if applicable)	-
20	Total Internet Sports Wagering Tax Payment for this Month	\$ 557,778

LOSS CARRYFORWARD INFORMATION (13% TAX):

21	Internet Sports Wagering Loss Carryforward - End of Prior Month	\$ -
22	Internet Sports Wagering Loss Carryforward Applied to Current Month	-
23	Internet Sports Wagering Loss - Current Month	-
24	Internet Sports Wagering Loss Carryforward - End of Current Month	\$ -


25	Total Sports Wagering Tax Payment (sum lines 8 and 20)	\$ 557,778
-----------	---	-------------------

26	Sports Wagering Promotional Gaming Credits for the month	\$ -
----	--	------

WEB SITES REPORTING SPORTS WAGERING GROSS REVENUE:

Sportsbook.fanduel.com
Pointsbet.com

Under penalties of perjury, I declare that I have examined this report, and to the best of my knowledge and belief, it is true and complete.



Alex Figueras

6/9/2020

DATE

Chief Financial Officer (10031-11)

TITLE (LICENSE NUMBER)

**DARBY DEVELOPMENT (MONMOUTH PARK)
MONTHLY SPORTS WAGERING TAX RETURN
FOR THE MONTH OF MAY, 2020**

SPORTS WAGERING - CASINO OR RACETRACK

Line (a)	Description (b)	Gross Revenue/Tax (c)
1	Year-to-Date Retail Sports Wagering Gross Revenue	\$ 822,434
2	Less: Last Month's Year-to-Date Retail Sports Wagering Gross Revenue	828,103
3	Monthly Retail Sports Wagering Gross Revenue	(5,669)
4	Monthly Adjustments	0
5	Monthly Taxable Retail Sports Wagering Gross Revenue	(5,669)
6	Monthly 8.5% Tax on Retail Sports Wagering Gross Revenue	(482)
7	Less: Retail Sports Wagering Loss Carryforward Applied (if applicable)	0
8	Total Retail Sports Wagering Tax Payment for this Month	\$ -

LOSS CARRYFORWARD INFORMATION (8.5% TAX):

9	Retail Sports Wagering Loss Carryforward - End of Prior Month	\$ (5,312)
10	Retail Sports Wagering Loss Carryforward Applied to Current Month	0
11	Retail Sports Wagering Loss - Current Month	(482)
12	Retail Sports Wagering Loss Carryforward - End of Current Month	\$ (5,794)

SPORTS WAGERING - INTERNET

Line (a)	Description (b)	Gross Revenue/Tax (c)
13	Year-to-Date Internet Sports Wagering Gross Revenue	\$ 5,588,702
14	Less: Last Month's Year-to-Date Internet Sports Wagering Gross Revenue	5,122,560
15	Monthly Internet Sports Wagering Gross Revenue	466,142
16	Monthly Adjustments	
17	Monthly Taxable Internet Sports Wagering Gross Revenue	466,142
18	Monthly 13% Tax on Internet Sports Wagering Gross Revenue	60,598
19	Less: Internet Sports Wagering Loss Applied from Prior Month (if applicable)	0
20	Total Internet Sports Wagering Tax Payment for this Month	\$ 60,598

LOSS CARRYFORWARD INFORMATION (13% TAX):

21	Internet Sports Wagering Loss Carryforward - End of Prior Month	\$ -
22	Internet Sports Wagering Loss Carryforward Applied to Current Month	0
23	Internet Sports Wagering Loss - Current Month	0
24	Internet Sports Wagering Loss Carryforward - End of Current Month	\$ -

25	Total Sports Wagering Tax for the Month (sum lines 8 and 20)	\$ 60,598
-----------	---	------------------

26	Sports Wagering Promotional Gaming Credits for the month	\$ -
----	--	------

WEB SITES REPORTING SPORTS WAGERING GROSS REVENUE:

Williamhill.com
Playsugarhouse.com
Thescorebet

Under penalties of perjury, I declare that I have examined this report, and to the best of my knowledge and belief, it is true and complete.



James Jemas

6/9/2020

DATE

Vice President of Finance (9976-11)
TITLE (LICENSE NUMBER)